

Full-Geometry Fast Calorimeter Simulation and Steps towards a Back Transformation

Julian Utehs

In collaboration with Stan Lai and André Wilhahn

II. Physikalisches Institut, Georg-August-Universität Göttingen
CALICE Collaboration Meeting

September 27 - 29, 2023



1 Introduction

2 Simulation

- One-step Simulation (OSS) of 3 Spatial Dimensions
- Two-step Simulation (TSS) followed by Angular Allocation

3 Back Transformation

4 Conclusion

1 Introduction

2 Simulation

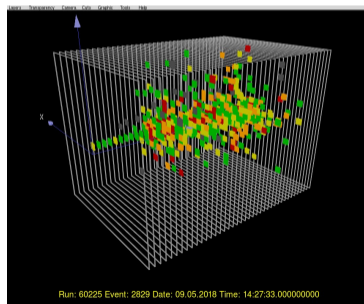

- One-step Simulation (OSS) of 3 Spatial Dimensions
- Two-step Simulation (TSS) followed by Angular Allocation

3 Back Transformation

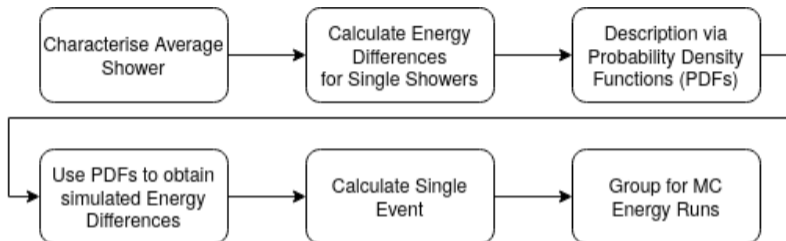
4 Conclusion

The AHCAL Prototype

- Consists of 38 active layers of 24×24 scintillator tiles ($3 \times 3 \text{ cm}^2$) embedded in stainless-steel absorber structure with analogue SiPM read-out electronics
- Full simulation on particle level is not data-driven and might need many adjustments
- Investigation of **data-driven fast calorimeter simulation** based on pion showers
 ⇒ Aim: Better performance and higher accuracy

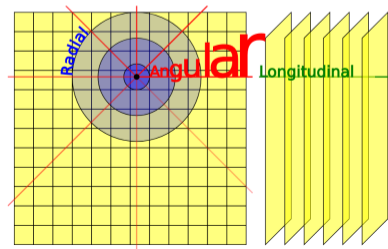


Characterisation of Shower Events



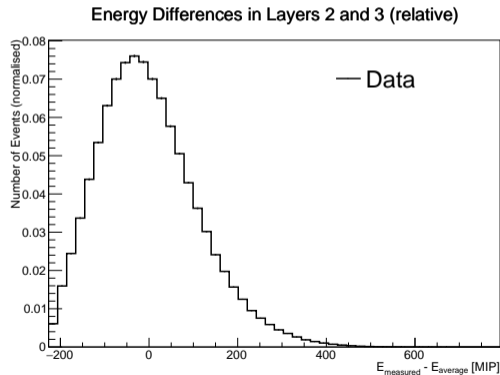
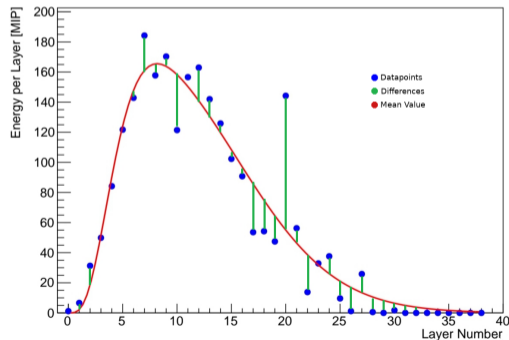
The **pion shower** disperses in a cone-shaped manner. Hence, it is divided into three parts for a parameterisation:

- Longitudinal
- Radial
- Angular



Data Preparation

- Consider differences in energy deposition between single and average shower instead of absolute energies
- Investigate energy deposition relative to shower start layer and center of gravity



Kernel Density Estimators

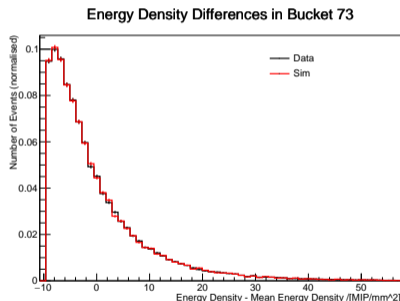
- Want to find PDF of dataset x_1, x_2, \dots, x_n
- Define Kernel Density Estimator (KDE) with bandwidth h as:

$$f(x) = \frac{1}{nh} \sum_{i=1}^n K\left(\frac{x - x_i}{h}\right)$$

with

$$K(x) = \frac{1}{\sqrt{2\pi}} \exp\left(-\frac{1}{2}x^2\right)$$

- PDF = sum of all Gaussian kernels
- Choice of bandwidth determines smoothness of PDF
- Apply KDE of energy differences simultaneously on layer groups



1 Introduction

2 Simulation

- One-step Simulation (OSS) of 3 Spatial Dimensions
- Two-step Simulation (TSS) followed by Angular Allocation

3 Back Transformation

4 Conclusion

Cuts and Configurations

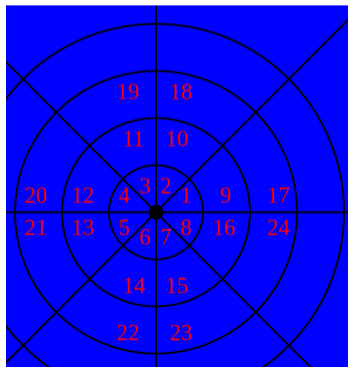
Cuts

- Applied particle identification using BDT-techniques to remove beam contamination
- Exclude first physical AHCAL layer in order to minimise uncertainty in shower start finding algorithm
- Apply low-energy cut to remove muons from dataset
- Exclude events starting in layer 11 or later to minimise leakage

Cuts and Configurations

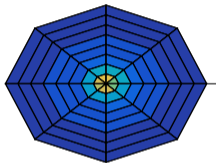
Configurations

- Layer Groups {1-2, 3-4, 5-6, 7-8, 9-12, 13-16, 17-24, 25-40}
- Angular Groups $\{\frac{\pi}{4}, \frac{2\pi}{4}, \frac{3\pi}{4}, \frac{4\pi}{4}, \frac{5\pi}{4}, \frac{6\pi}{4}, \frac{7\pi}{4}, \frac{8\pi}{4}\}$
- Radial Groups {25, 50, 75, 100, 150, 200, 300, 400} (in mm from Center of Gravity)

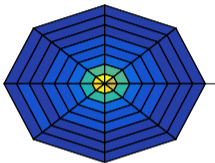


Mean Energy per Bucket

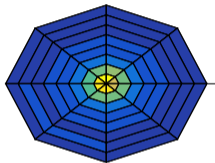
Energy distribution in Layer Group 1



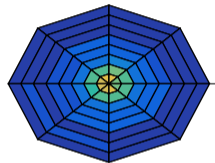
Energy distribution in Layer Group 2



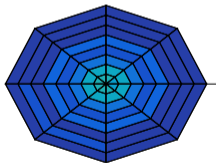
Energy distribution in Layer Group 3



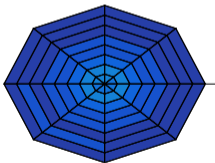
Energy distribution in Layer Group 4



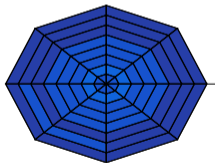
Energy distribution in Layer Group 5



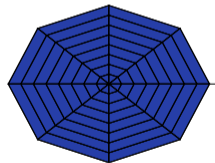
Energy distribution in Layer Group 6



Energy distribution in Layer Group 7

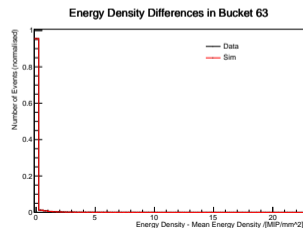
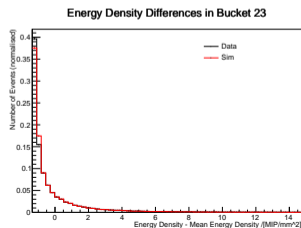
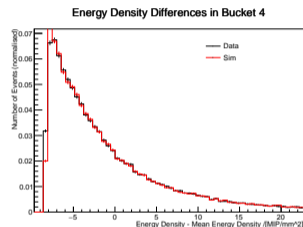
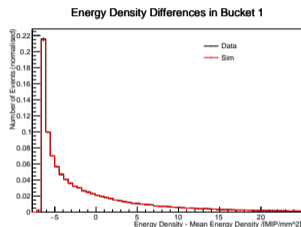


Energy distribution in Layer Group 8



Energy Differences per Bucket in One-step Simulation of 3 Spatial Dimensions

- One-step Simulation of 3 Spatial Dimensions shows good agreement



Pros and Cons

Pro

- One-step Simulation of 3 Spatial Dimensions possible
- Directly usable values

Con

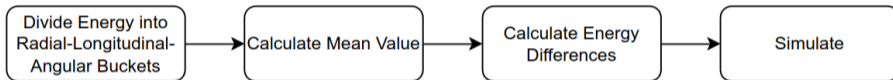
- Analysis takes quite a time (~ 100 seconds per 100 events $\Rightarrow 3.5$ seconds per 100 events)
- Low number of hits in the buckets \Rightarrow Low statistics!

Idea:

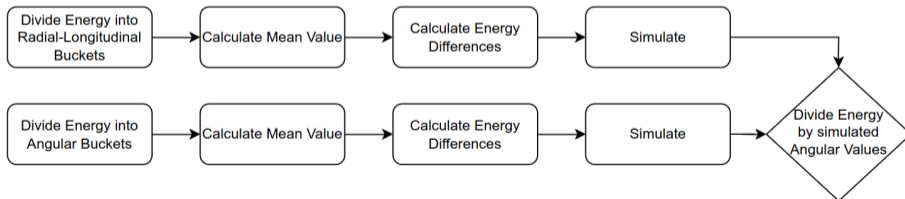
Why not use a Two-Step Simulation: First calculate the Radial-Longitudinal part and allocate the angular part later?

Two-step Simulation

One-step Simulation:

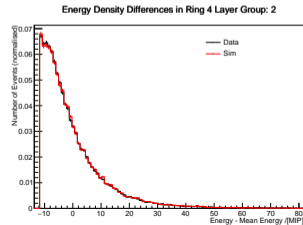
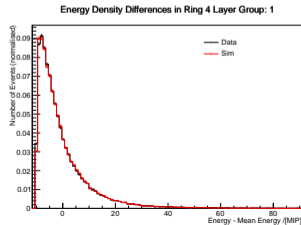
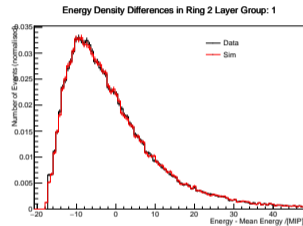
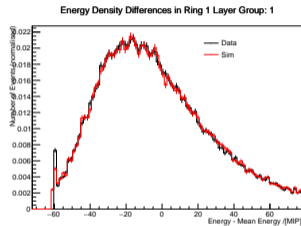


Two-step Simulation:



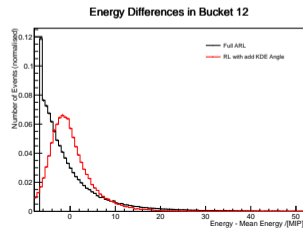
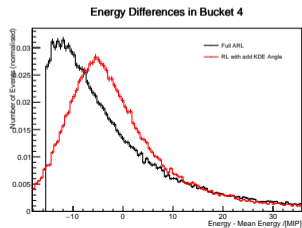
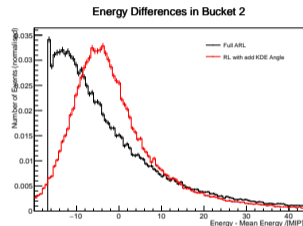
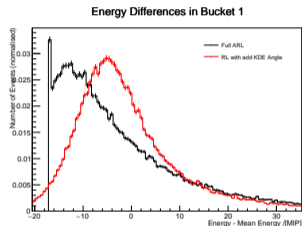
Energy Differences per bucket in Radial-Longitudinal Analysis

- Radial-Longitudinal Simulation shows good agreement



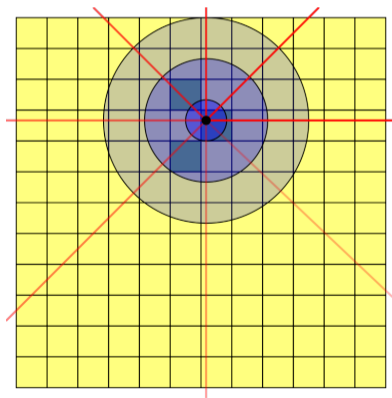
Energy Differences - One-step Sim. compared to Two-step Sim.

- One-Step Simulation and Two-step Simulation are not in agreement

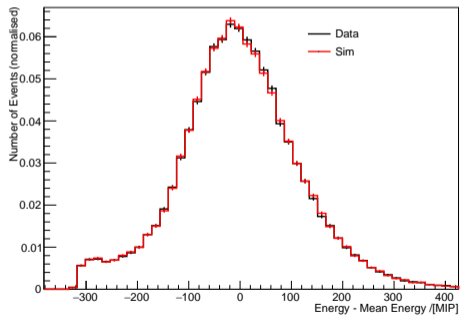


Problems

- Angular Part corresponds to a gaussian curve
- Angular Part in combination with small radii can easily be zero

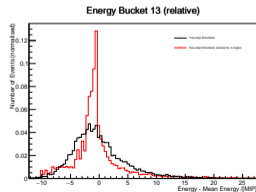
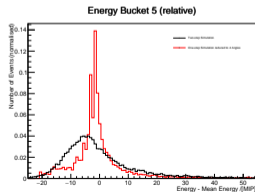
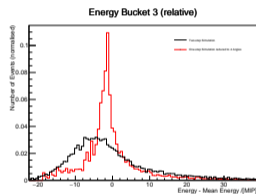
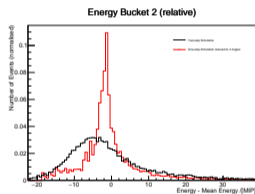


Energy Differences in Angle Segment 5



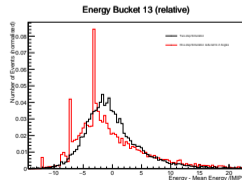
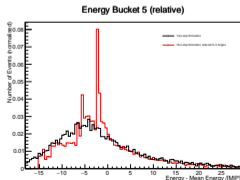
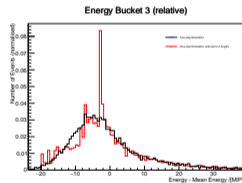
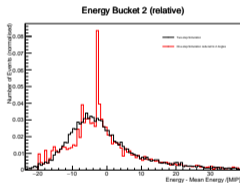
Problem Verification - Energy Differences per bucket Two-step Simulation in comparison to One-step Simulation reduced to 4 Angles

- Comparison of artificially reduced OSS is similar to TSS



Problem Verification - Energy Differences per bucket Two-step Simulation in comparison to One-Step Simulation reduced to 2 Angles

- OSS artificially reduced to 2 Angles is even more similar
⇒ A lost Correlation is not reversed easily



Pros and Cons

Pro

- Radial-Longitudinal Simulation with added Angular Part was implemented
- Faster

Con

- Results in Energies below zero (!)
- It does not seem to fit very well (maybe we have to include the gap rejection for the event selection again)

Idea:

Why not decrease executing time for full ARL by using a Lookup table?

1 Introduction

2 Simulation

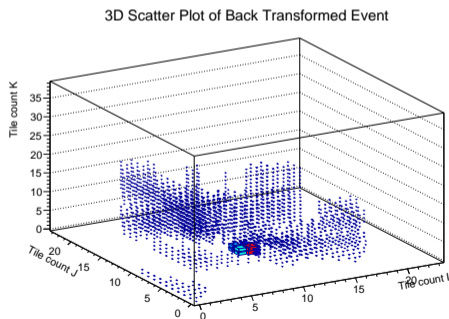
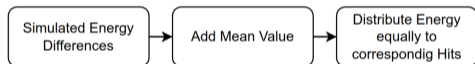
- One-step Simulation (OSS) of 3 Spatial Dimensions
- Two-step Simulation (TSS) followed by Angular Allocation

3 Back Transformation

4 Conclusion

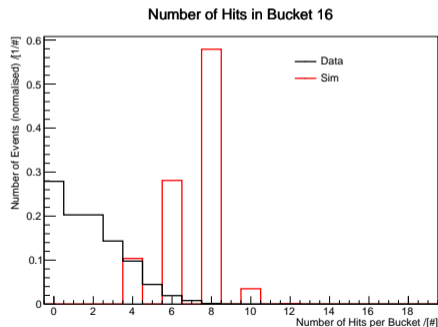
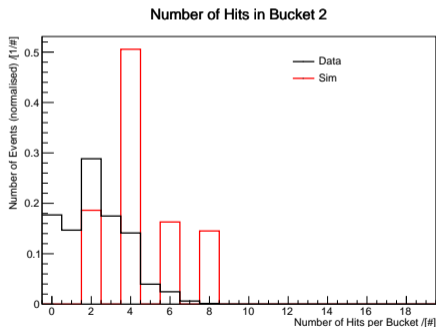
First Back Transformation

- One-step Simulation Data can be used to obtain slcio Files again (details to this process in the talk from André)
- slcio Files can be used to obtain Root Files again
- First approach equally distributes the energy in the corresponding hits



Problems with the Back Transformation

- Back Transformation does visually not show good agreement with Data
- Energy is equally split into the number of hits of every single Bucket
- Number of Hits does therefore not correlate with the input



1 Introduction

2 Simulation

- One-step Simulation (OSS) of 3 Spatial Dimensions
- Two-step Simulation (TSS) followed by Angular Allocation

3 Back Transformation

4 Conclusion

Summary of Simulation

Pros:

- One-step Simulation does fulfill the requirements to be used as an implementation
- Back transformation is working in principle
- One-step Simulation might have several additional improvements, so that a much faster simulation can be implemented

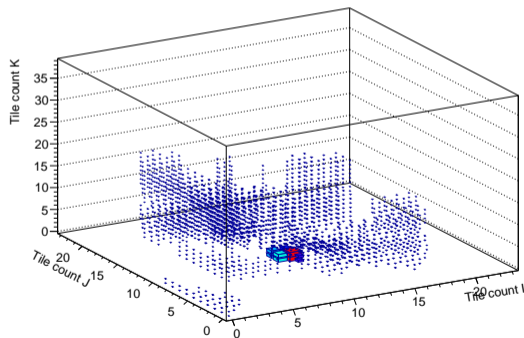
Cons:

- One-step Simulation is still not a Fast Calorimeter Simulation
- Two-step Simulation is neither possible nor easy to handle
- Back Transformation needs adjustments in order to split the energy correctly into the hits
⇒ Whether this is possible, is under investigation

Outlook

- Improve the calculation time of the One-step Simulation further
- Implementing a working example for a Back Transformation
- Comparison to already established Monte-Carlo Simulation

3D Scatter Plot of Back Transformed Event



Questions?

Questions?

```

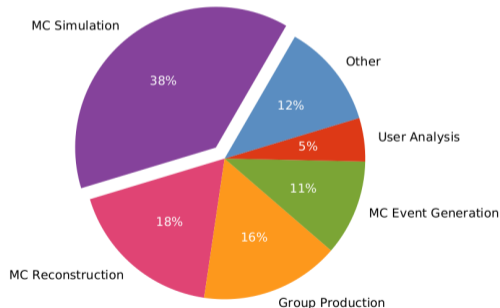
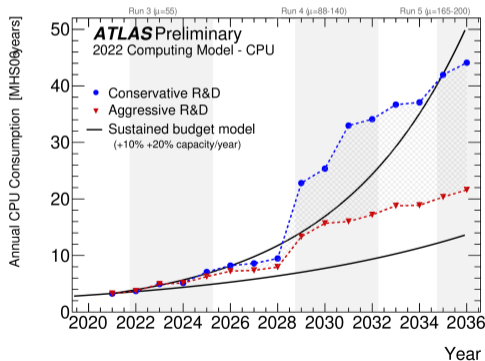
.:~!77?????!!~:.
.^!?AndreYYYYYYYYYYJ?!:
^7JY5YYY5YYYJYYYY55YYY5YJ!:
:~Y5YYYYY?!~:.....~!~Y5YYY5Y7.
.7YYYYYY?~. :~JY5555Y~
.^5YYYYY?: ^!!!!!!:
!????~. .^777J?: ^?????? YBGP5: .^55555:::~5YYYY7 ^!7??7~. .^!7??7!~.
^????^ .!!~. .??????~ YBBBG: YBGGG! !5YYYY7. 75GGG5YPGGPJ: .?5PGP5PGGP5?.
7??7? !???~!???. YBBBG: JBBBB7 .JYYYYJ. .YGGGG?. :YGGGG~^PGGGP: !PPPG5:
.^????~ ^????~ :???! YBBBG: JBBBB7 :YYYYY? ?GGGGJ!7!JYYYYYJYYYY? :PPPGY
:????~ .????~^?????: YBBBG: JBBBB7 :YYYYY? ?GGGG~ 7YYYYJYYYYJ777?PPPGY
.7???! .. 7??7JJJ???? YBBBG~!7: JBBBB7 .JYYYYJ. :5GGGG7 .YGGGG!~PGGGP: !PPGP~
~????: :??7!: ~????~::????~ YLaiBBBBBB^ YBBBG !5YYYY7. .75GGGP5PGGPJ^ :?PGGP?JGGPP?:
.7??7?~. ^????~.????~ :????~. 5BGGPP55YJ: ~!!~:::~5YYYY7. .^!~JJJ7~: .~7?!7?!~.
.^?????!!!!!!7??7?. 7??7~ ^!~:::~55555:::..... .?5YYYYY?: ^??????~.
:~!7??7JJJ?????~ :!~^.....:..... .7YYYYYY?~. :~JY5555Y~
.:~555!!~555:::..... :~Y5YYYYY?!~:.....~!~Y5YYY5Y7.
^7JY5YYY5YYYJulian5YYY5YJ!:
.^!?JYYYYYYYYYYYYYYJ?!:
.:~!77?????!!~:.

```

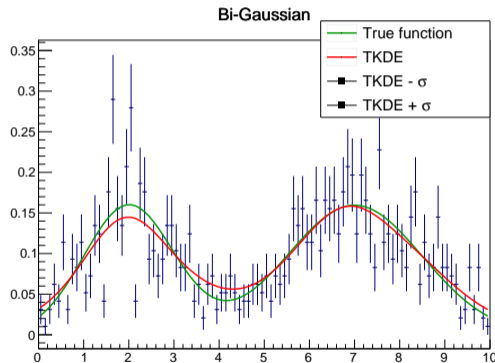
Backup Slides

Motivaton for Fast Simulation

- CPU consumption of MC simulations increases with occupancy/granularity
- Up to 90 % of calculation time is needed for the calorimeter
- Saving of computational resources will become necessary sooner or later



Kernel Density Estimators



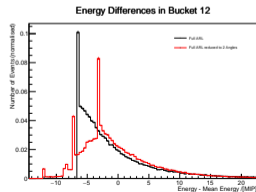
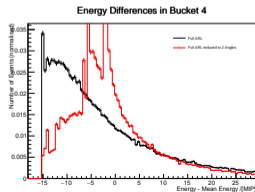
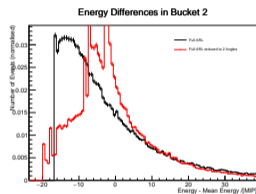
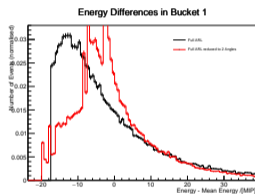
- Generalise to d dimensions:

$$f(\mathbf{x}) = \frac{1}{n} \sum_{i=1}^n |\mathbf{H}|^{-1/2} K \left(\mathbf{H}^{-1/2}(\mathbf{x} - \mathbf{x}_i) \right)$$

- \mathbf{x} : d -dimensional data vector; \mathbf{H} : $d \times d$ bandwidth matrix
- Have chosen $\mathbf{H} = h^2 \mathbf{C}$ where \mathbf{C} is the covariance matrix of the dataset

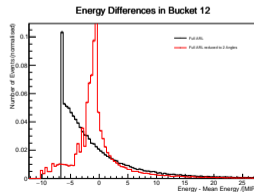
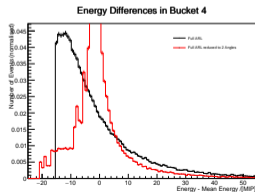
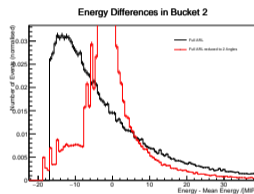
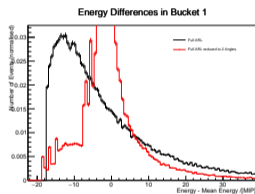
Problem Verification - Energy Differences per bucket Full ARL in comparison to Full ARL Reduced to 2 Angles

- Full ARL artificially reduced to 2 Angles (Mean value of 4 angles)



Problem Verification - Energy Differences per bucket Full ARL in comparison to Full ARL Reduced to 4 Angles

- Full ARL artificially reduced to 4 Angles (Mean value of 2 angles)



Problem Verification - Energy Differences per bucket 'RL + KDE Angular' in comparison to 'Full ARL with calculated 2 Angles'

- Full ARL calculated only with 2 Angles is also not in agreement

