



Report on a Proposal for GamCaL

...by Brett Parker/BNL, of
the work of many people

Vertical offset

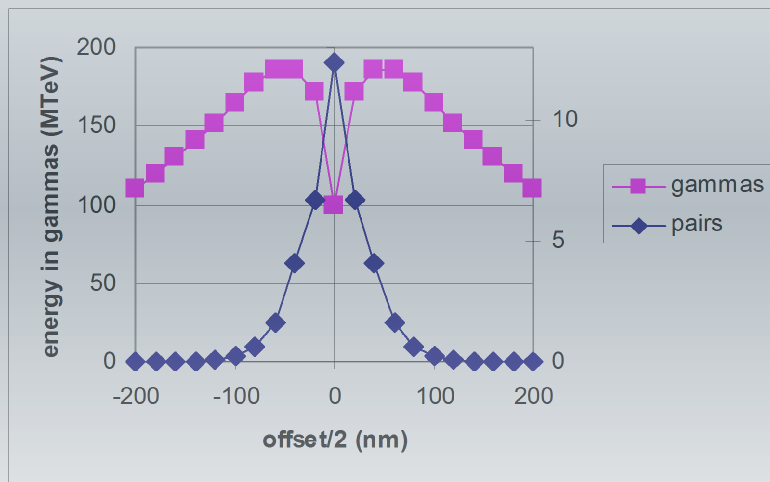
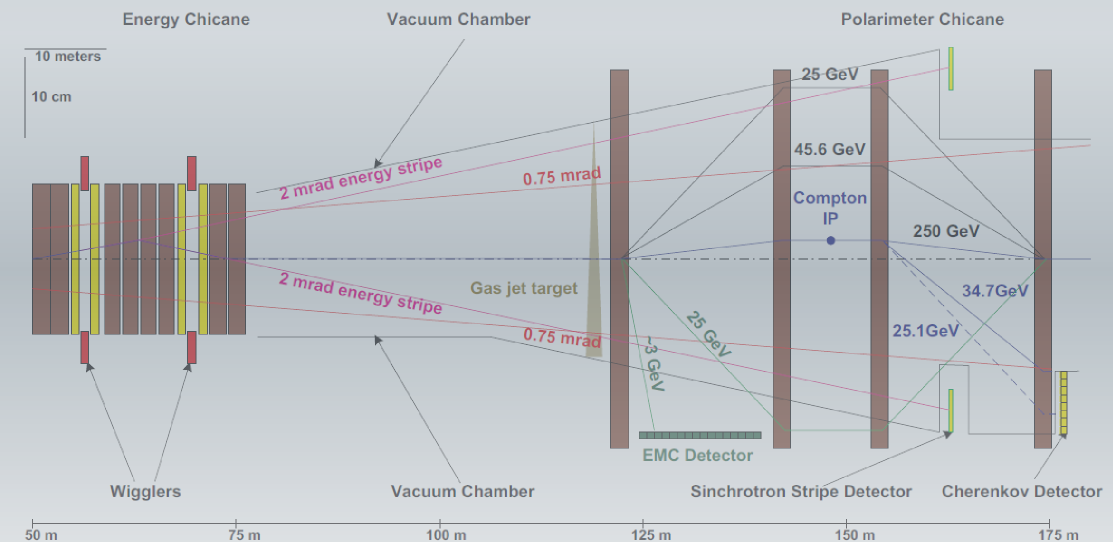


Diagram of the Energy Chicane and Polarimeter Chicane in the 14/20 mrad extraction line





The Nominal Cast of Characters

FCAL Meeting Oct. 17 MPI Munich

- W. Lohmann (DESY Zeuthen) spokesman
- W. Morse (BNL) beam diagnostics (BeamCal/GamCal) coordinator
- B. Pawlik (Cracow) simulations
- W. Lange (DESY) sensors
- Cracow TBD electronics
- W. Wierba (Cracow) LumCal laser alignment

Simulations

- W. Morse (BNL)
- W. Lohman, E. von Oelson, and M. Ohlerich (DESY Zeuthen)
- To Be Submitted as an ILC Note
- Guinea Pig simulations varying some of the 500 GeV ILC bunch parameters around nominal values

U.S. Forward

- BNL PI: W. Morse
- F. Lanni, D. Lissauer: BeamCal readout issues
- Z. Li: radiation damage issues
- B. Parker: machine interface issues
- Yale PI: M. Zeller
- G. Atoian, V. Issakov, A. Poblaguev: GamCal design issues
- Colorado PI: U. Nauenberg: SUSY studies

These slides are abstracted from SiD talk of W. M. Morse SLAC, 28-Oct-06.

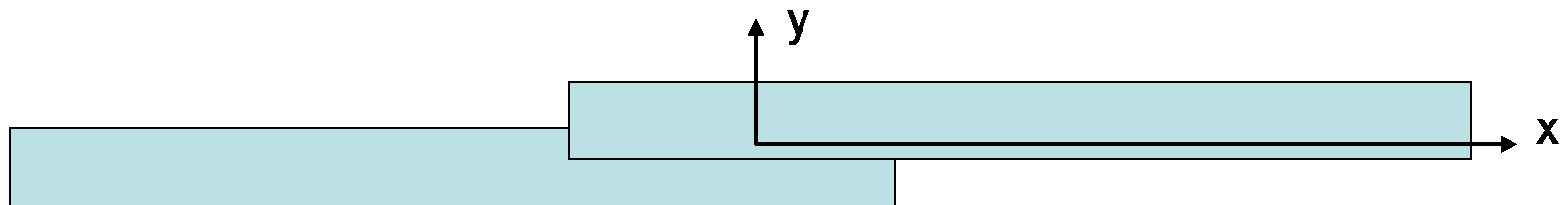


Motivation....

Achieving the Design Luminosity Will Be a Challenge

- Bunch $P_-(t) \{N, E, x, y, z, \sigma_x, \sigma_y, \sigma_z, \sigma_{xy}, \psi_x, \psi_y\}$
- Bunch $P_+(t) \{N, E, x, y, z, \sigma_x, \sigma_y, \sigma_z, \sigma_{xy}, \psi_x, \psi_y\}$
- Instantaneous Luminosity:

$$L(t) \propto \frac{N_+^o N_-^o}{\sigma_x^o \sigma_y^o}$$





Motivation....

Run Time Measurements

- Beam-beam deflections (pickup electrodes)
- Beam-strahlung gammas (GamCal)
- Beam-strahlung pairs (BeamCal)
- We need robust and complementary information

Beam-strahlung

- $F = e(E + c\beta \times B)$. $B_{\max} \approx 1\text{KT}$
- Instantaneous power radiated:
- $P_\gamma \approx 3\% P_e$ $N_\gamma \approx 1.5N_e$
- Bethe-Heitler: $\gamma e \rightarrow e e^+ e^-$
- $\sigma_{\text{BH}} \approx 38 \text{ mb}$
- $\langle E \rangle \approx 1\text{GeV}$
- Landau-Lifshitz: $ee \rightarrow ee e^+ e^-$
- $\sigma_{\text{LL}} \approx 19 \text{ mb}$
- $\langle E \rangle \approx 0.15\text{GeV}$
- Other processes much smaller
- C. Rimbault et al., Phys Rev ST AB 9,034402 (2006).

$$P = \frac{2r_0\gamma^2 F^2}{3mc}$$


To skip some
physics jump
past the next
two slides.

Bethe-Heitler Pairs

- $\gamma e \rightarrow e e^+ e^-$

$$N_{ee} \propto \frac{\sigma_{BH} N_{\gamma}^0 N_e^0}{\sigma_x^0 \sigma_y^0}$$

$$\frac{N_{ee}}{N_{\gamma}} \propto \frac{\sigma_{BH} N_e^0}{\sigma_x^0 \sigma_y^0}$$

$$\frac{E_{ee}}{E_{\gamma}} \propto \frac{N_e^0}{\sigma_x^0 \sigma_y^0}$$


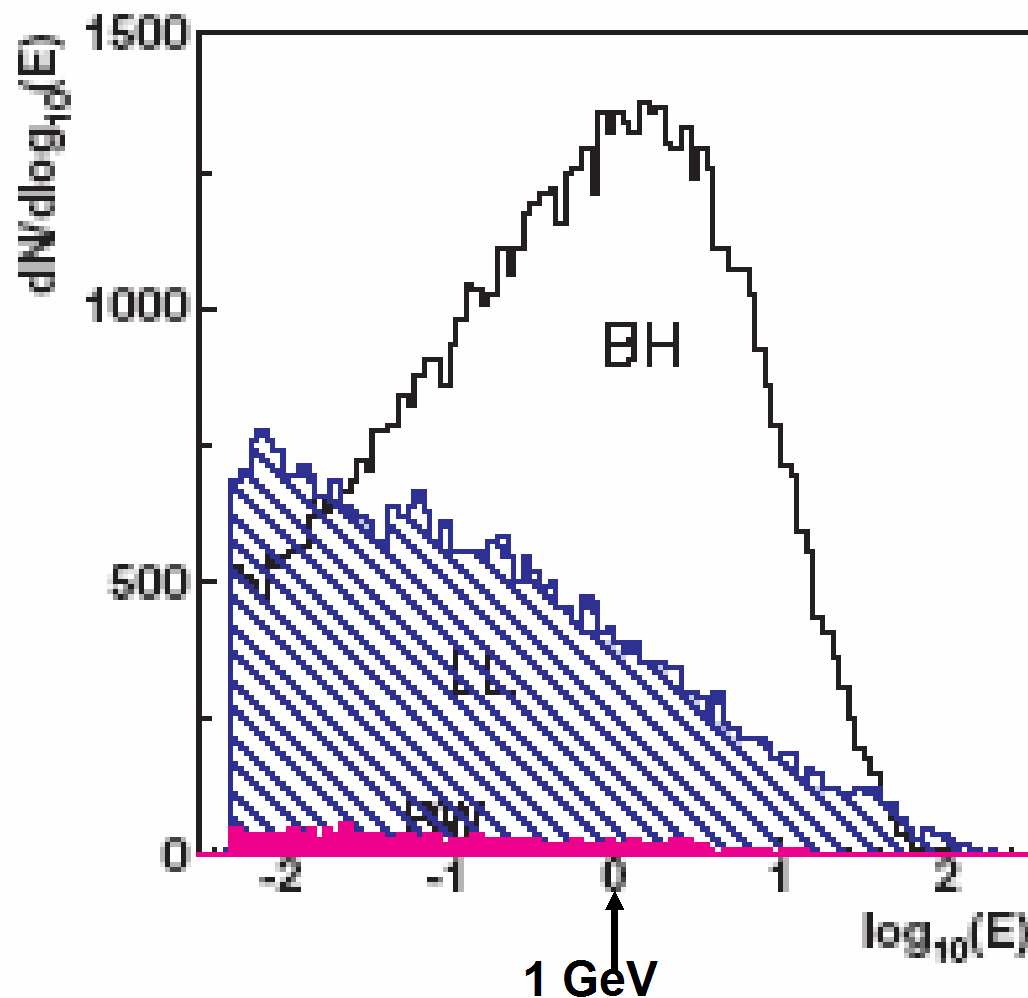
For left and right detectors separately: $N^+/\sigma_x\sigma_y$ and $N^-/\sigma_x\sigma_y$.
 Question: How well does this really work? Answer: Needs simulation.

Landau-Lifshitz Pairs

- $ee \rightarrow eee^+e^-$

$$N_{ee}^{LL} \propto \frac{\sigma_{LL} N_-^o N_+^o}{\sigma_x^o \sigma_y^o}$$

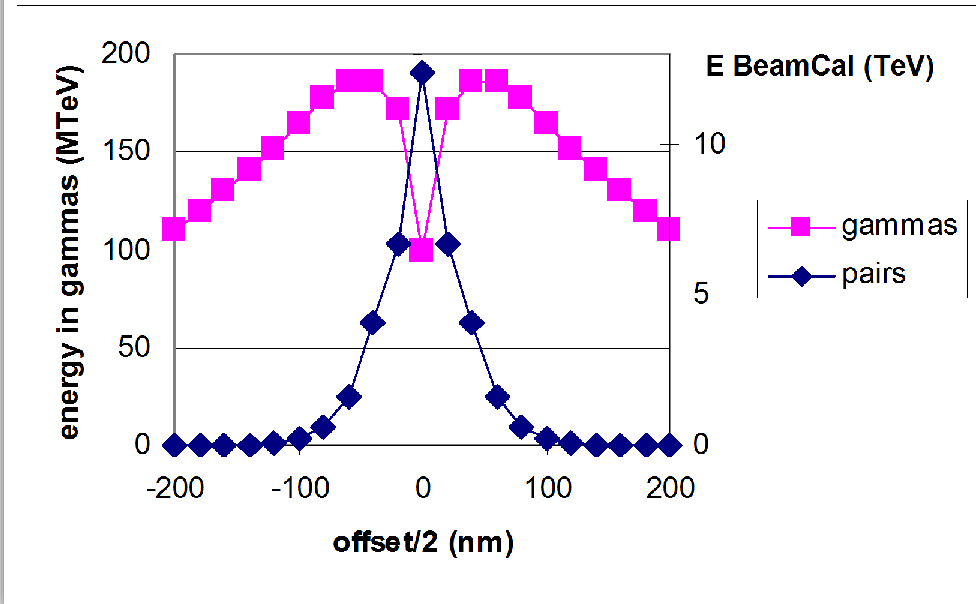
For left and right detector equally





R = Pairs/Gammas for Luminosity Signal.

Vertical offset

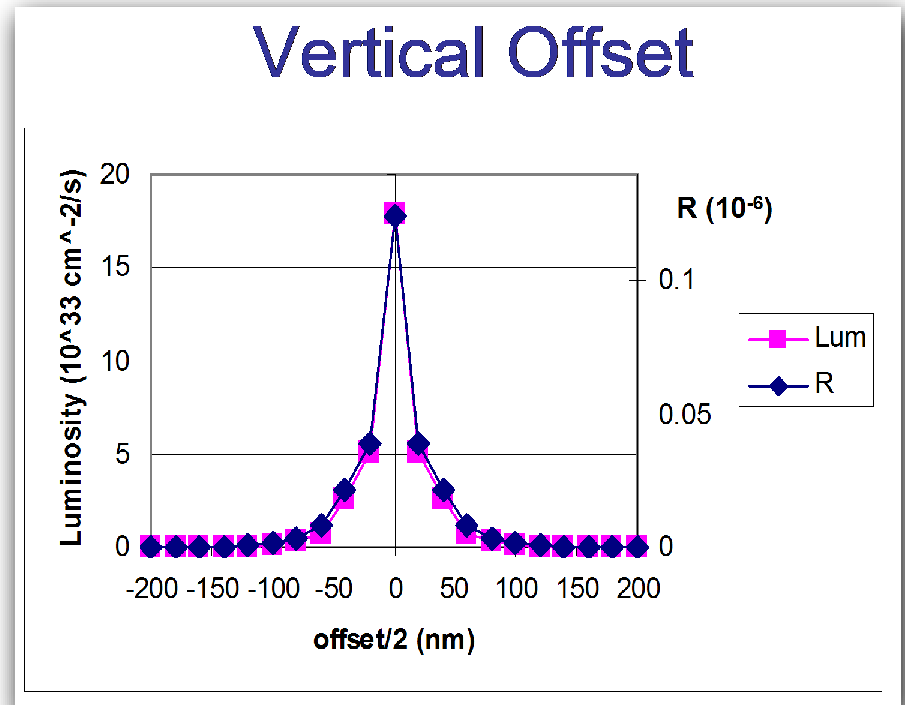


- Max pairs when beams aligned.
- Min γ s when beams are aligned.

Ratio gives a good luminosity signal.



Vertical Offset





Here is what we want to do.

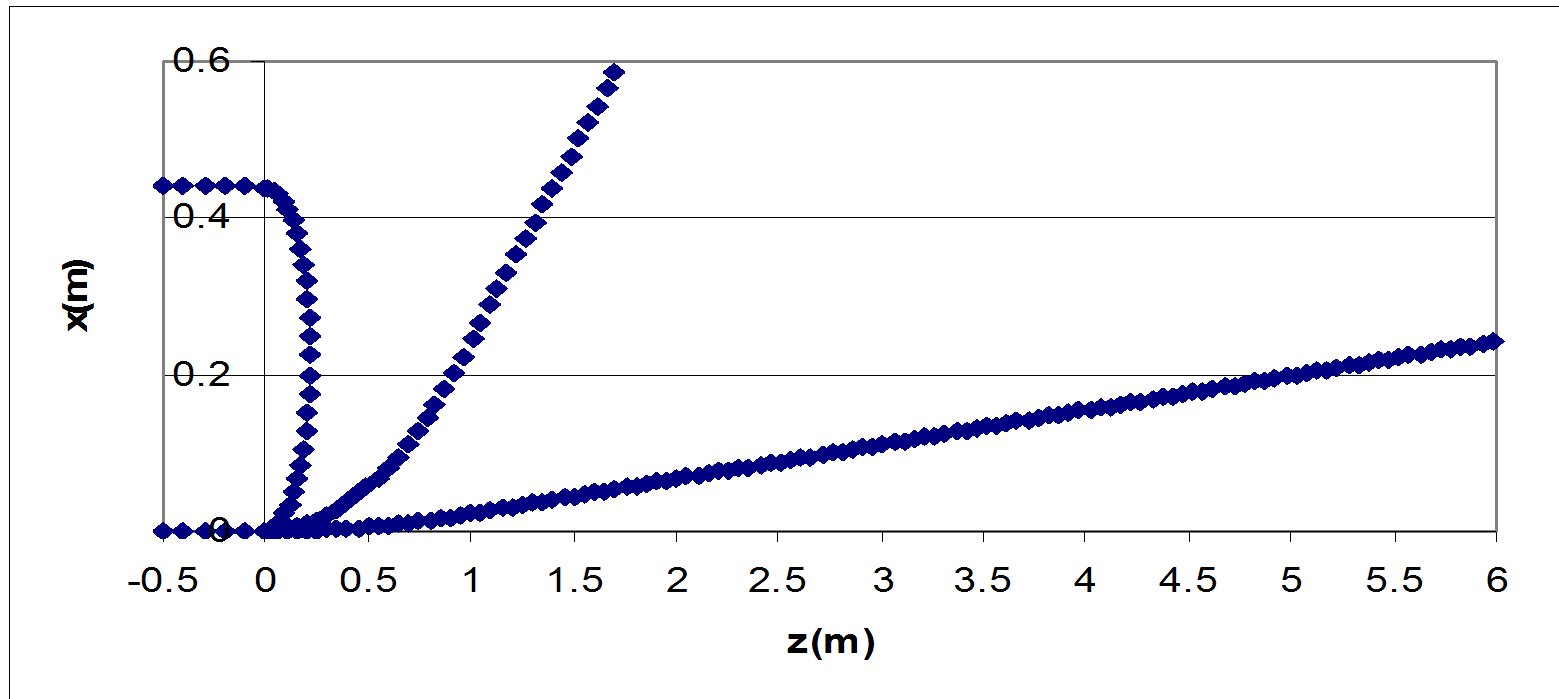
GamCal Detector Concepts

- 14mrad crossing angle (Expensive to separate gammas from main beam)
- $\approx 10^{-6} X_0$ gas jet to convert beam-strahlung gammas into e^+e^- pairs (Rate for main beam $\approx 10^{-12} X_0^2$)
- Magnet to separate electrons from positrons
- Detect “wrong sign” particles
- Probably need to be after E/P detectors at $z=175\text{m}$ (Yale group asks why?)
- GamCal $z = 185\text{m}$? Or maybe even 120m ?



Spectrometer for the wrong sign particles.

Large Crossing Angle GamCal



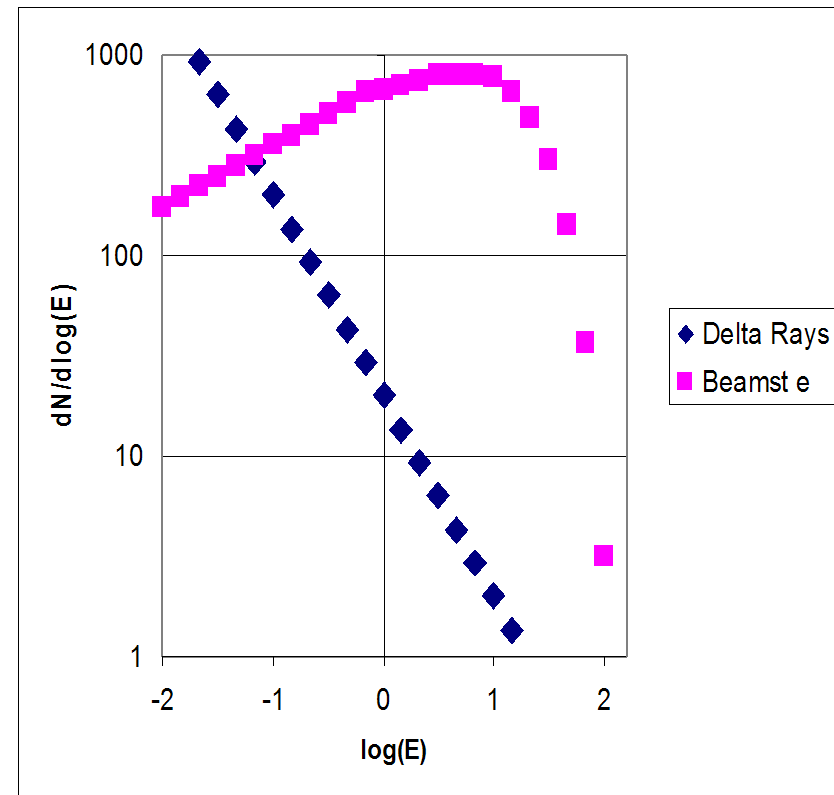
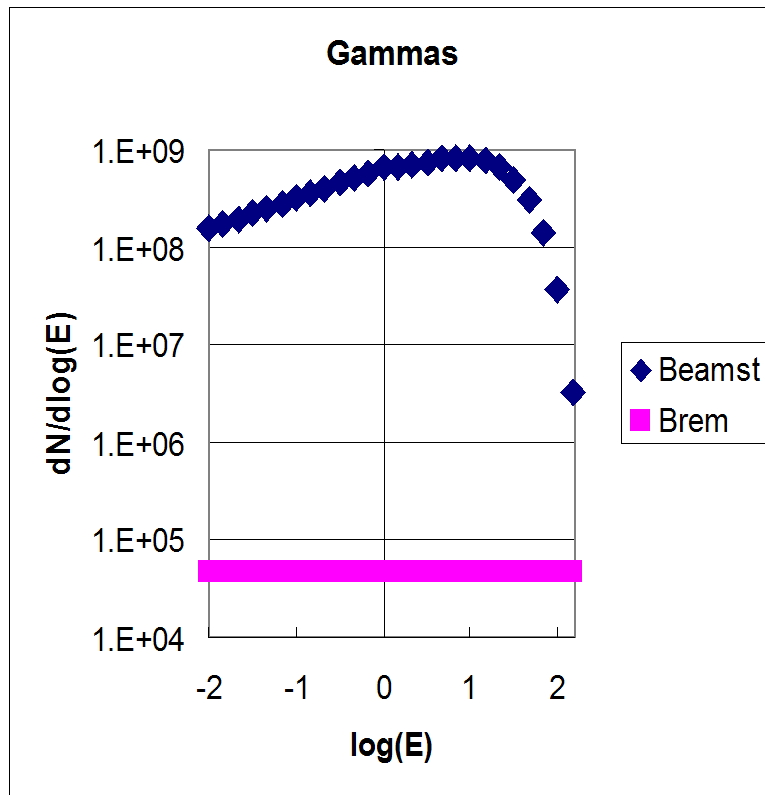
Gas jet followed by a 1m long **1.5T dipole** magnetic field. Trajectories of positrons of momentum 0.1, 1, and 10 GeV/c are shown.

Ed. Comment: 1.5 T seems a bit too high to me. B.P.



What about the expected backgrounds?

GamCal Backgrounds

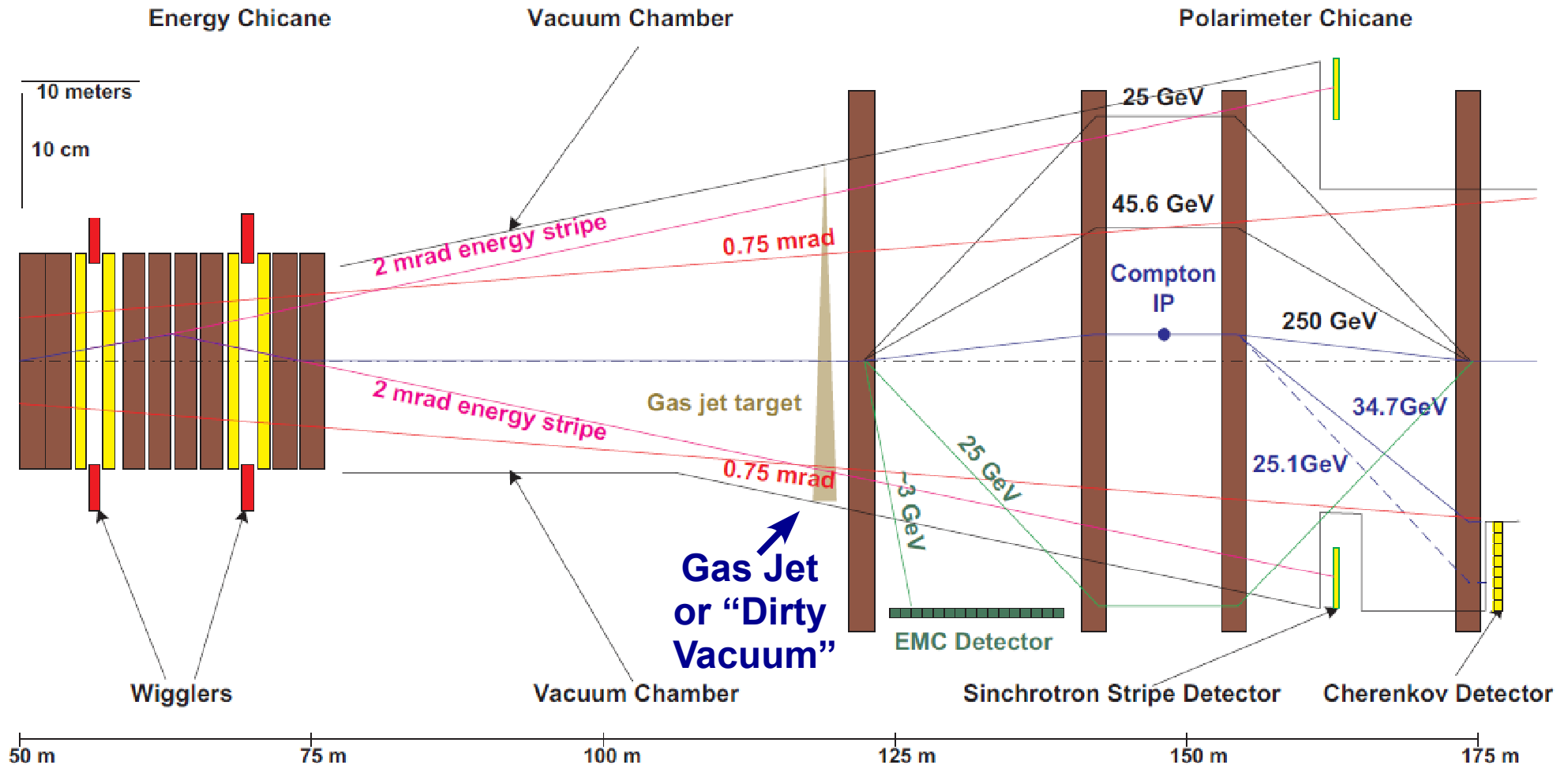


Just stay away from very low energies.



Yale Proposal: Use Polarimeter Chicane

Diagram of the Energy Chicane and Polarimeter Chicane in the 14/20 mrad extraction line



Check if magnets sweep out particles before they can hit other detectors!



Bill's Summary.

Conclusions

- We need robust, redundant information:
- Beam-beam deflections
- Beam-strahlung gammas
- Beam-strahlung pairs
- $E(\text{pairs})/E(\text{gammas})$ particularly valuable
- Largely proportional to instantaneous luminosity



Brett's Summary.

It is good to squeeze as much diagnostic information as possible from the colliding beams; therefore, look to measure beamstrahlung gammas (example: ratio of Pairs/Gammas is directly related to luminosity).



Brett's Summary.

It is good to squeeze as much diagnostic information as possible from the colliding beams; therefore, look to measure beamstrahlung gammas (example: ratio of Pairs/Gammas is directly related to luminosity).

With a thin enough target, i.e. gas jet or region of degraded vacuum, we not only have a target that will not be melted by the full beam but such a target has greater sensitivity to gammas than to main beam particles. It is not really necessary or desirable (cost) to separate the beamstrahlung and disrupted main beams.



Brett's Summary.

It is good to squeeze as much diagnostic information as possible from the colliding beams; therefore, look to measure beamstrahlung gammas (example: ratio of Pairs/Gammas is directly related to luminosity).

With a thin enough target, i.e. gas jet or region of degraded vacuum, we not only have a target that will not be melted by the full beam but such a target has greater sensitivity to gammas than to main beam particles. It is not really necessary or desirable (cost) to separate the beamstrahlung and disrupted main beams.

Maybe it is possible to place this thin target upstream of the polarimeter chicane and use the first chicane magnet as our spectrometer without having to add any new beamline magnets? Such a GamCal proposal merits careful study.