

U.S. FCAL Efforts

William Morse - BNL

U.S. Interests

- BNL – BeamCal, GamCal
- Yale – GamCal
- Colorado – SUSY studies
- Morse is the SiD forward coordinator
- Have submitted GamCal R&D Proposal to DOE
- Preparing BeamCal R&D Proposal to DOE

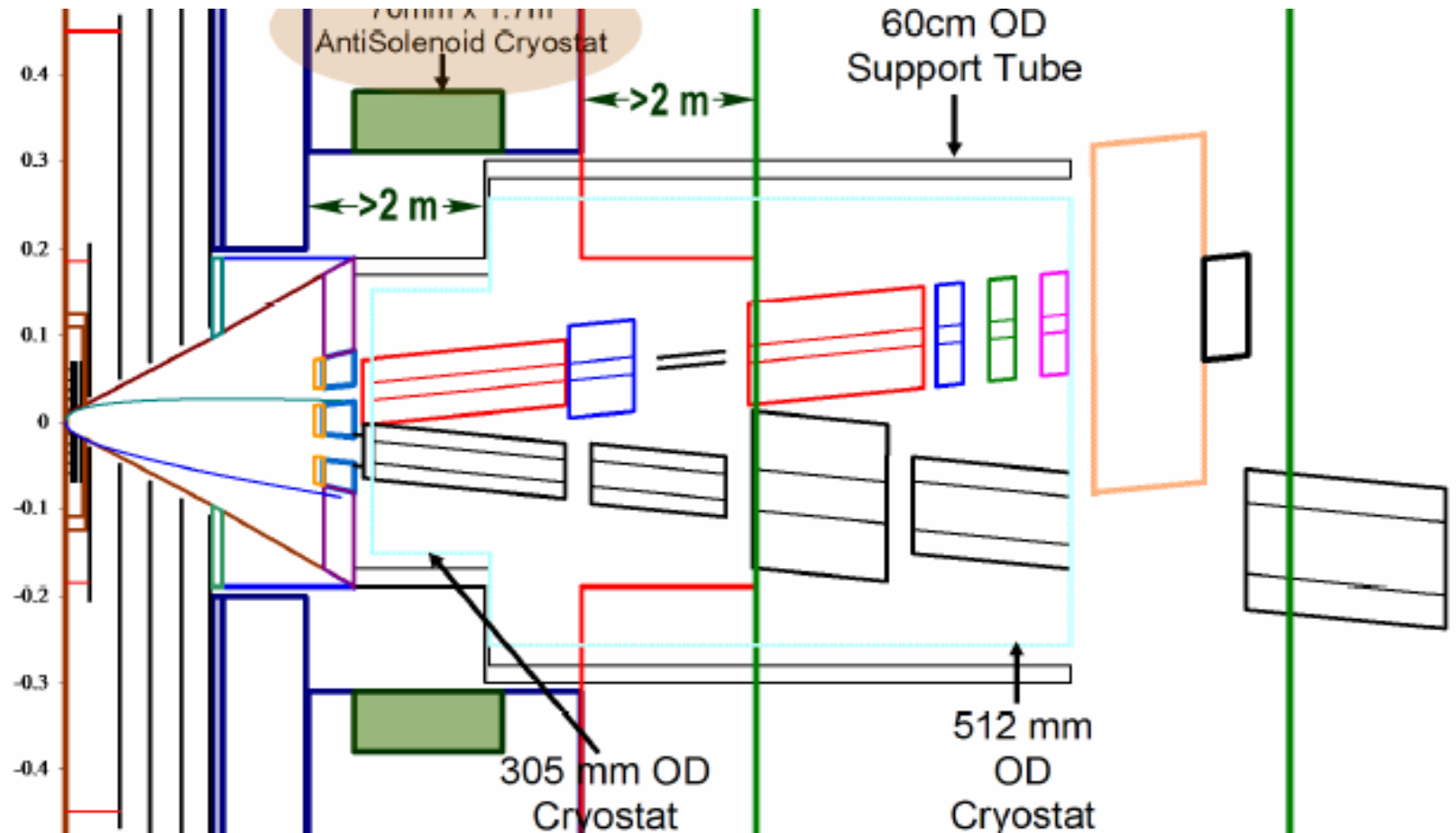
U.S. Interests

- BNL PI: W. Morse
- F. Lanni, D. Lissauer: BeamCal readout issues
- Z. Li: radiation damage issues
- B. Parker: machine interface issues
- Yale PI: M. Zeller
- G. Atoian, V. Issakov, A. Poblaguev: GamCal design issues
- Colorado PI: U. Nauenberg: SUSY studies

BeamCal Radiation Damage

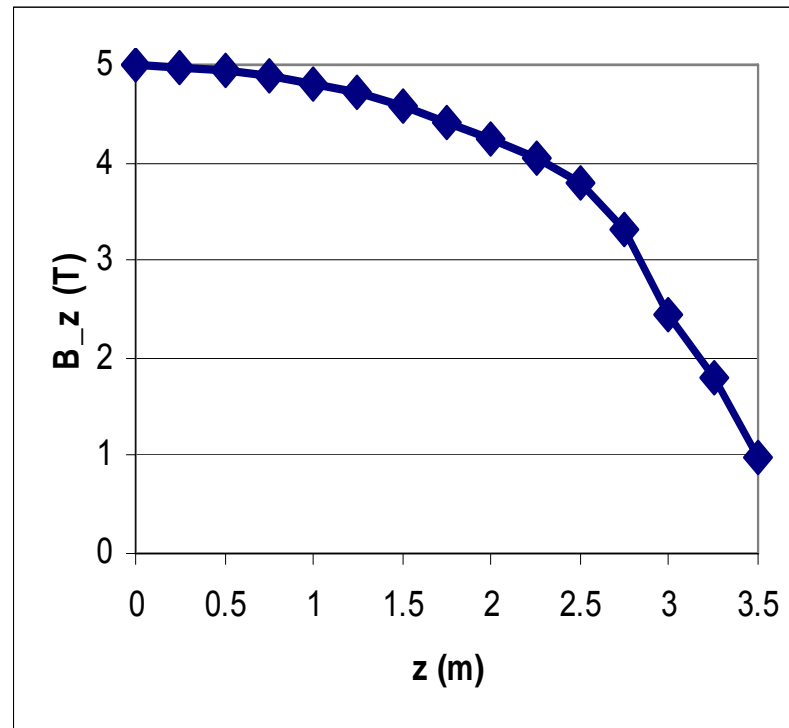
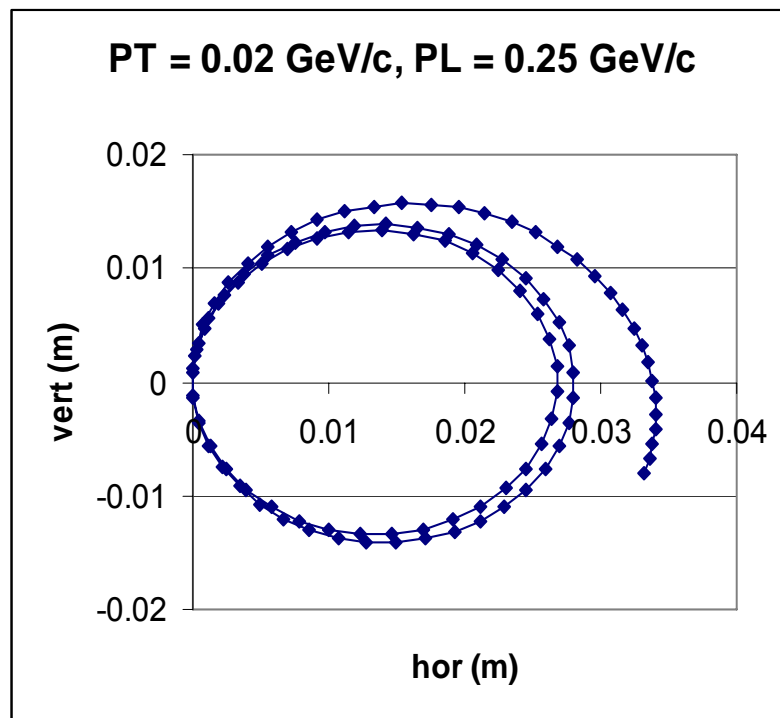
- 10MGy/yr from electrons
- 2×10^{14} n/cm² per yr, mainly from giant dipole resonance (10-40 MeV $\gamma N \rightarrow nN^*$)
- Zheng Li (BNL Instrumentation) recommends high resistivity MCZ Si cooled to -10C

SiD 14mr with anti-solenoid



SiD Anti-Solenoid Magnet

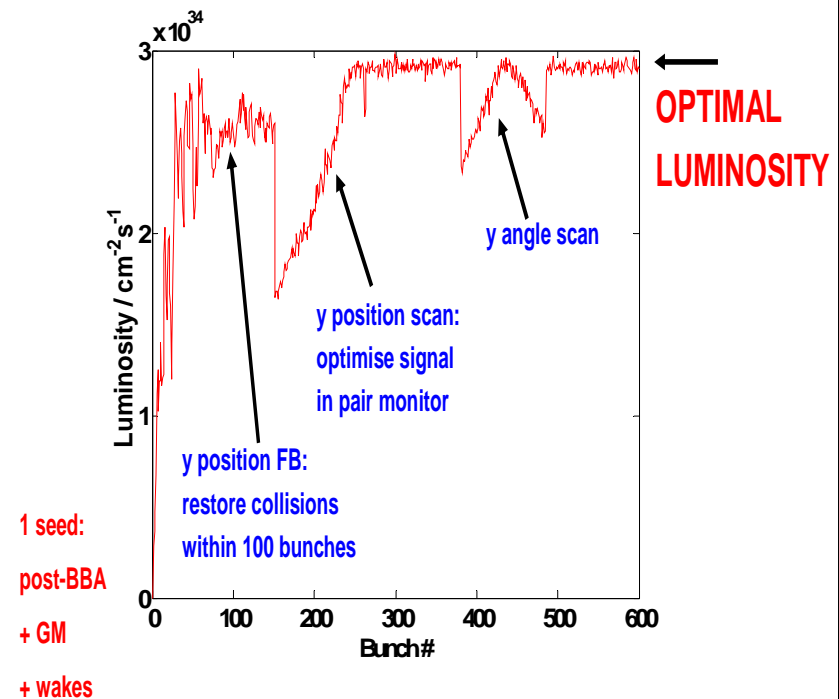
- Brett Parker (BNL) design – see VLCW06 talk
- Lower B affects pairs and also backsplash to vertex detector



Fast Feedback

- The ILC fast feedback team requests a signal at 3MHz with low latency almost proportional to actual luminosity for fast optimization
- Comprehensive info at 5Hz to a data base (still to be defined)

Intra-train $y + y'$ IP feedback simulations



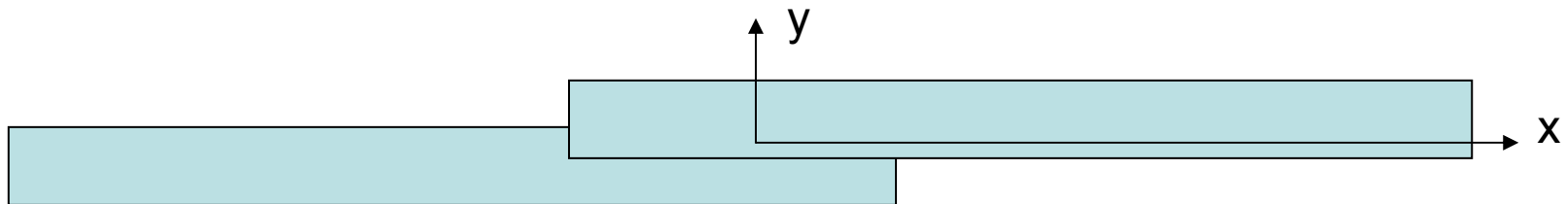
P.N. Burrows

GDE/MDI Vancouver 19/7/06

Achieving the Design Luminosity Will Be a Challenge

- Bunch $P_-(t) \{N, E, x, y, z, \sigma_x, \sigma_y, \sigma_z, \sigma_{xy}, \psi_x, \psi_y\}$
- Bunch $P_+(t) \{N, E, x, y, z, \sigma_x, \sigma_y, \sigma_z, \sigma_{xy}, \psi_x, \psi_y\}$
- Instantaneous Luminosity:

$$L(t) = \frac{N_+^o N_-^o}{4\pi \sigma_x^o \sigma_y^o}$$



Run Time Measurements

- Beam-beam deflections (pickup electrodes)
- Beam-strahlung gammas (GamCal)
- Beam-strahlung pairs (BeamCal)
- We need robust and complementary information

Beam-strahlung

- $F = e(E + c\beta \times B)$. $B_{\max} \approx 1\text{KT}$
- Instantaneous power radiated:
- $P_\gamma \approx 3\% P_e$ $N_\gamma \approx 1.5N_e$
- Bethe-Heitler: $\gamma e \rightarrow e e^+ e^-$
- $\sigma_{\text{BH}} \approx 38 \text{ mb}$
- $\langle E \rangle \approx 1\text{GeV}$
- Landau-Lifshitz: $ee \rightarrow ee e^+ e^-$
- $\sigma_{\text{LL}} \approx 19 \text{ mb}$
- $\langle E \rangle \approx 0.15\text{GeV}$
- Other processes much smaller
- C. Rimbault et al., Phys Rev ST AB 9,034402 (2006).

$$P = \frac{2r_0 \gamma^2 F^2}{3mc}$$

Bethe-Heitler Pairs

- $\gamma e \rightarrow e e^+ e^-$

$$N_{ee} \propto \frac{\sigma_{BH} N_{\gamma}^o N_e^o}{\sigma_x^o \sigma_y^o}$$

$$\frac{N_{ee}}{N_{\gamma}} \propto \frac{\sigma_{BH} N_e^o}{\sigma_x^o \sigma_y^o}$$

$$\frac{E_{ee}}{E_{\gamma}} \propto \frac{N_e^o}{\sigma_x^o \sigma_y^o}$$



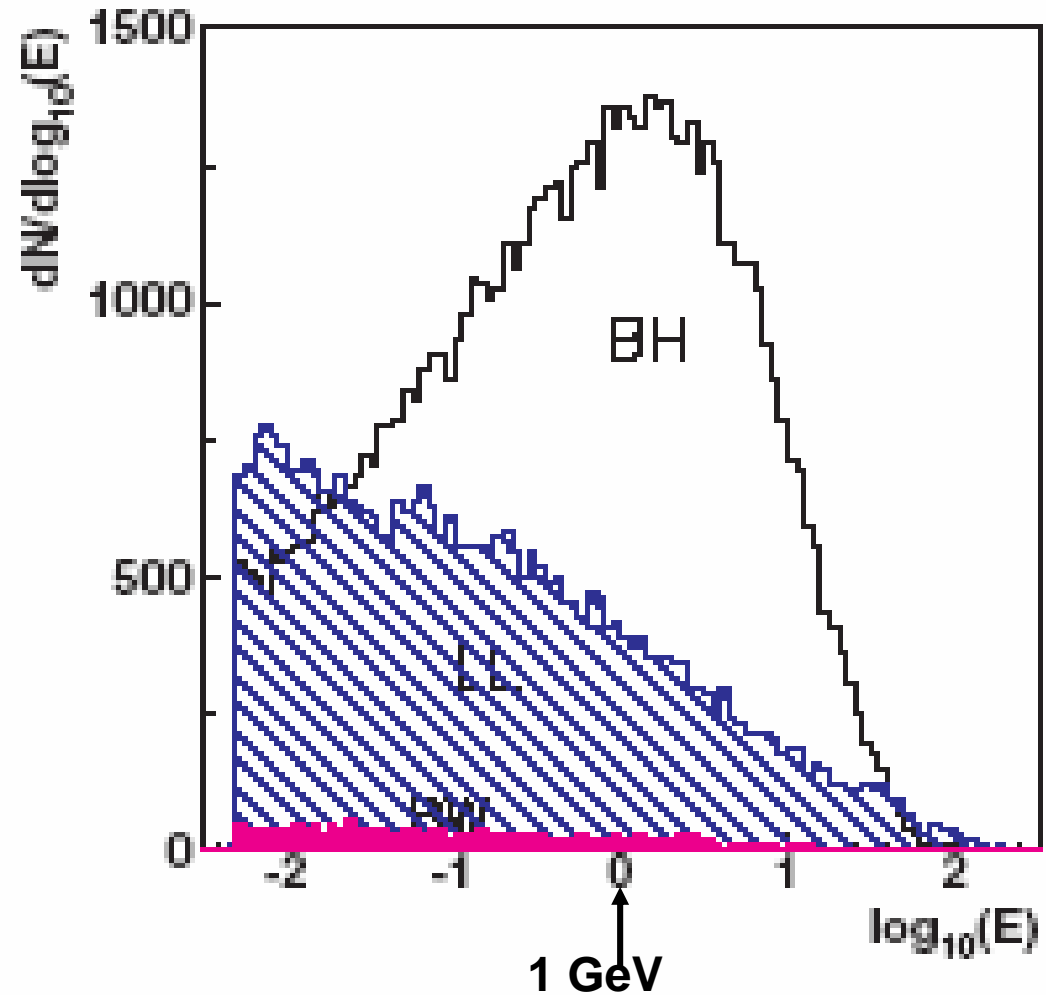
For left and right detectors separately: $N^+/\sigma_x\sigma_y$ and $N^-/\sigma_x\sigma_y$.
Question: How well does this really work? Answer: Needs simulation.

Landau-Lifshitz Pairs

- $ee \rightarrow eee^+e^-$

$$N_{ee}^{LL} = \frac{\sigma_{LL} N_-^o N_+^o}{\sigma_x^o \sigma_y^o}$$

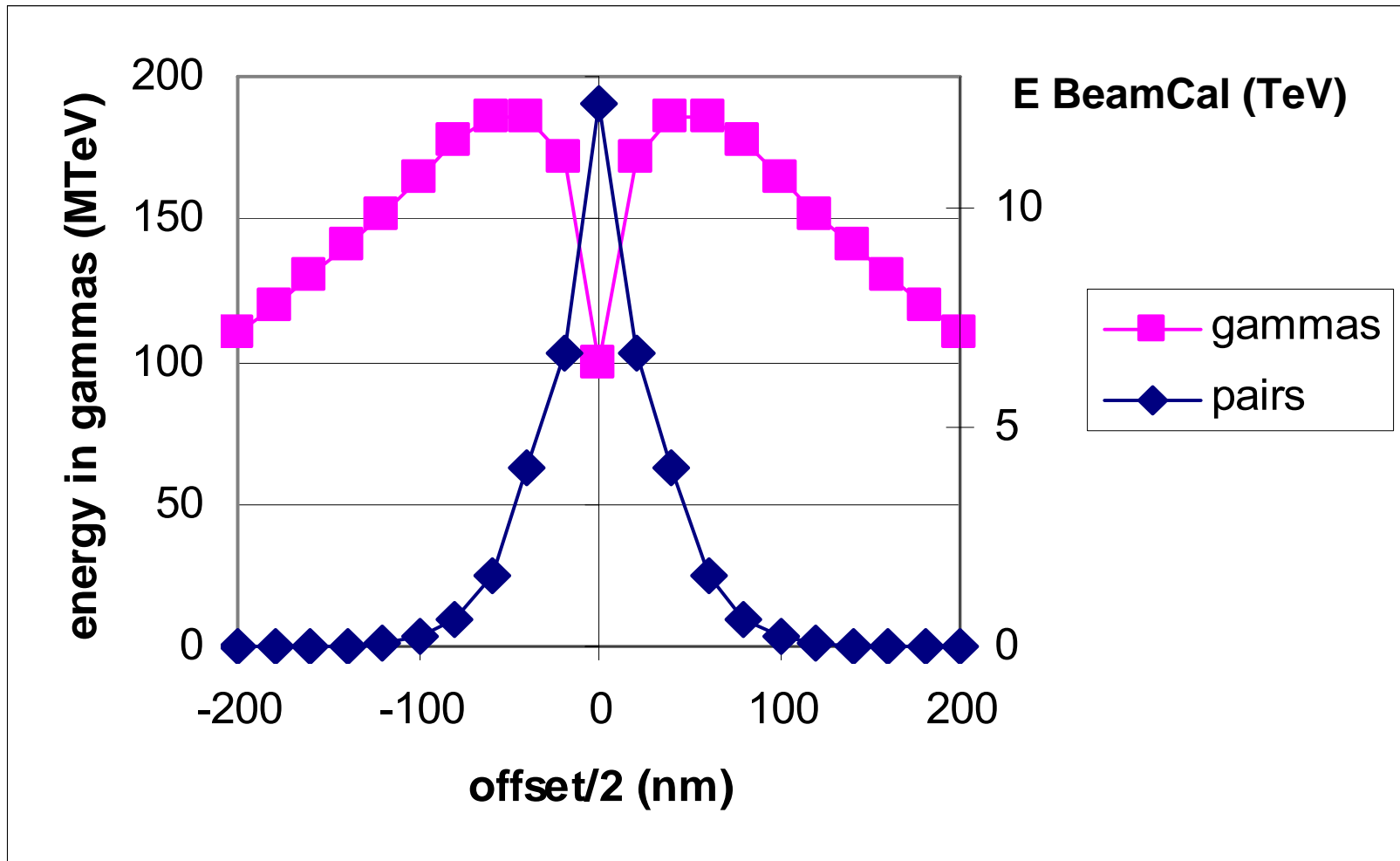
For left and right detector
equally



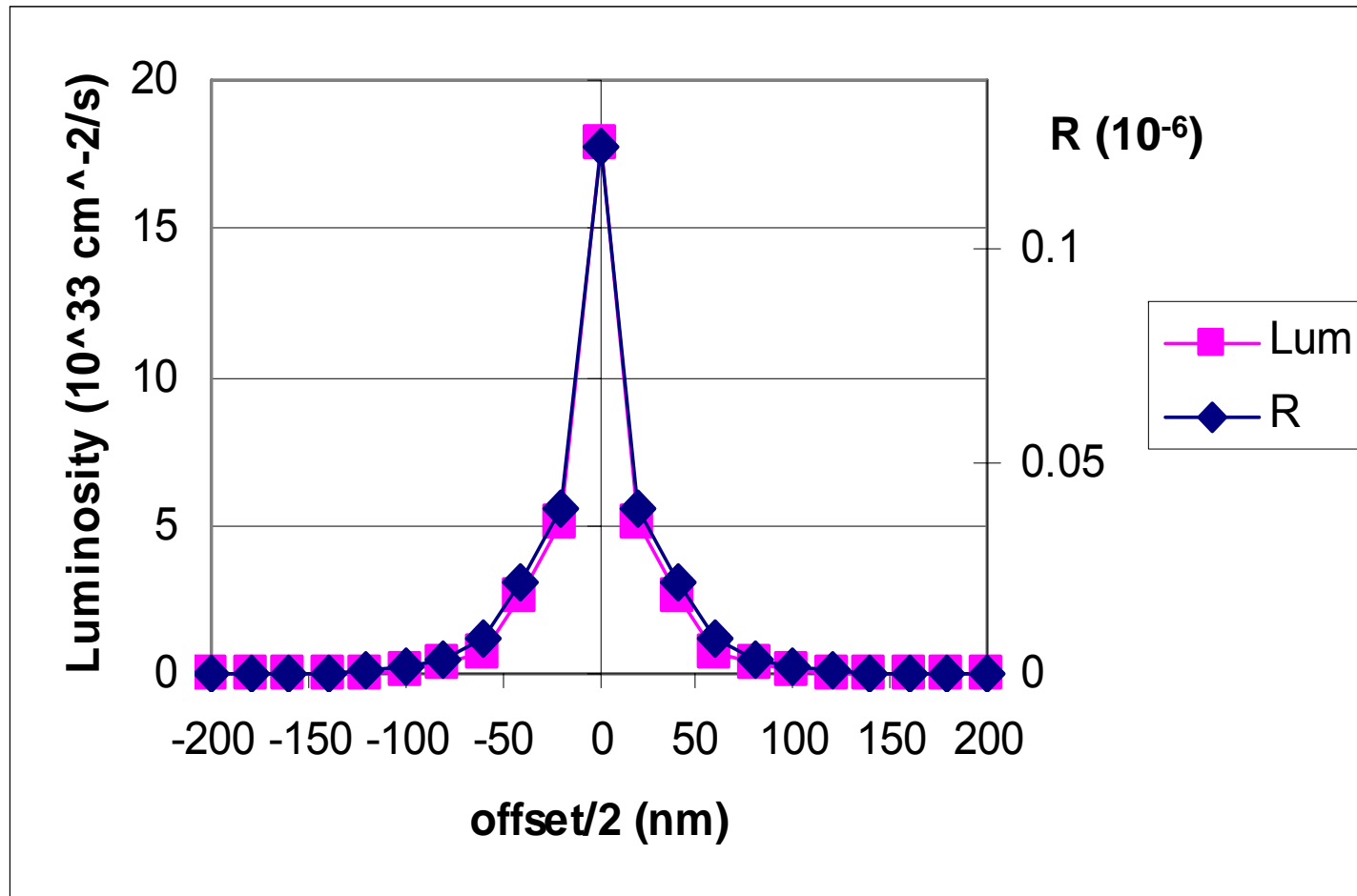
Simulations

- W. Morse (BNL)
- W. Lohman, E. von Oelson, and M. Ohlerich (DESY Zeuthen)
- To Be Submitted as an ILC Note
- Guinea Pig simulations varying some of the 500 GeV ILC bunch parameters around nominal values

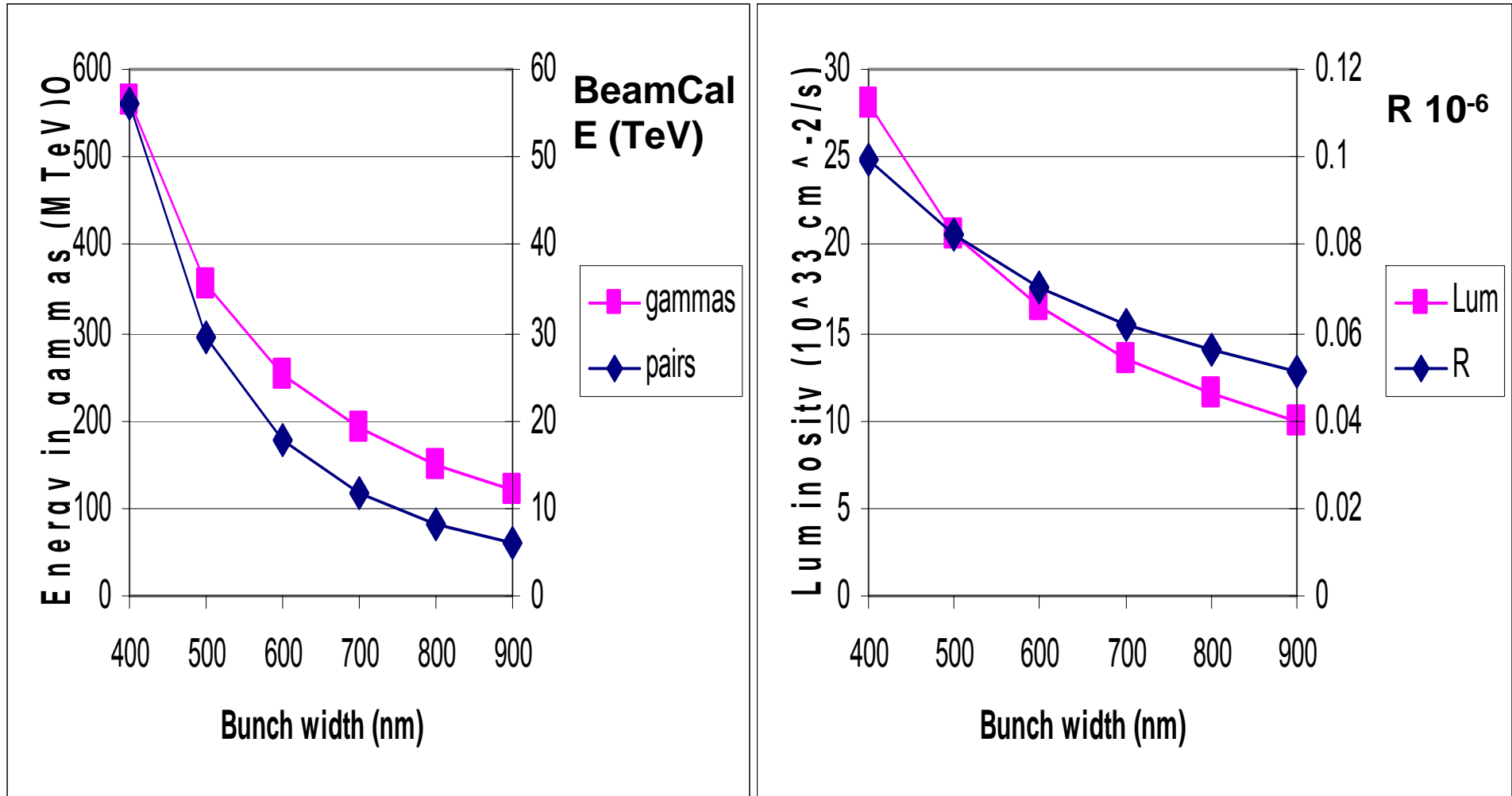
Vertical offset



Vertical Offset



Bunch Width

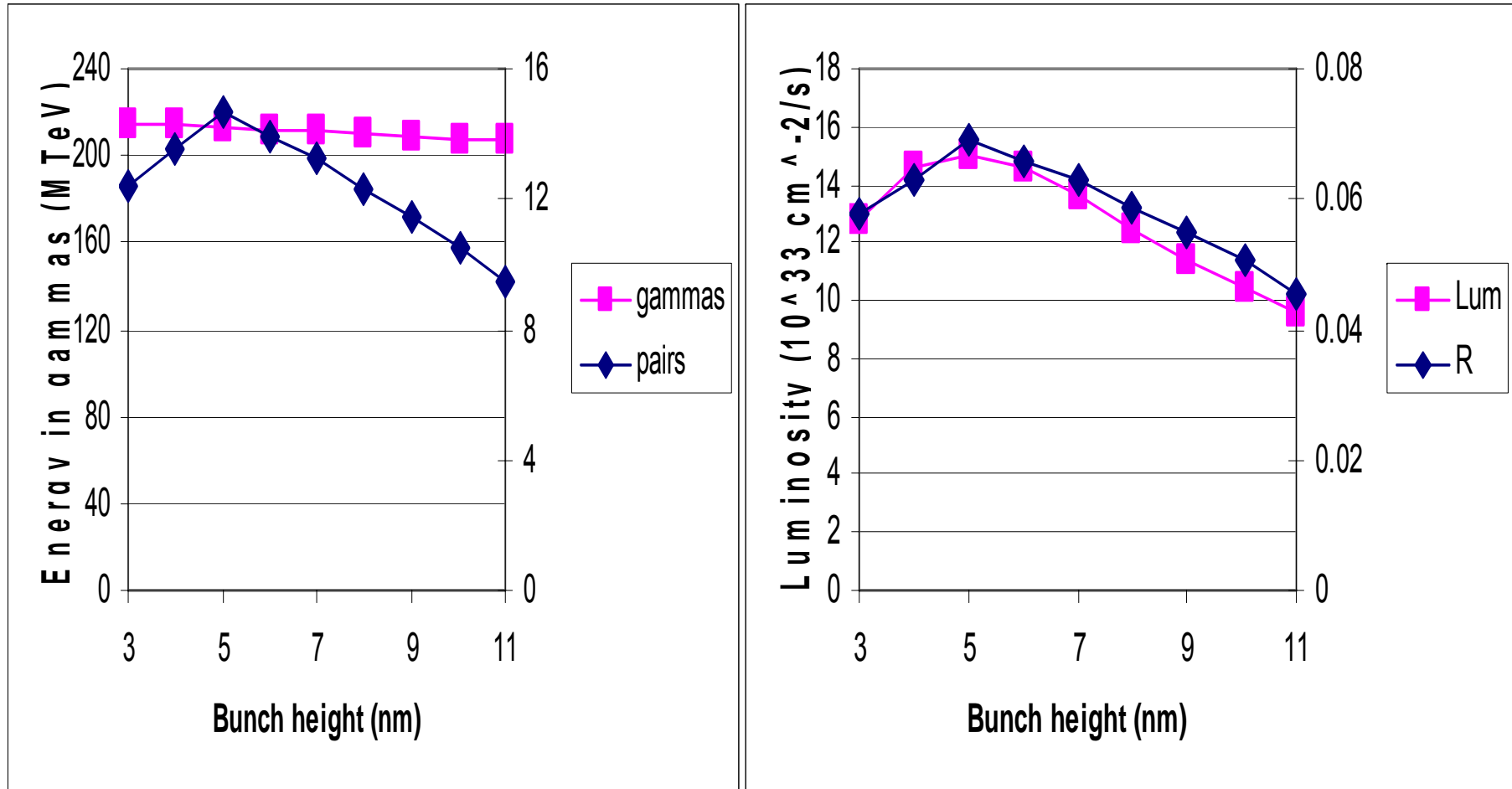


Comparison

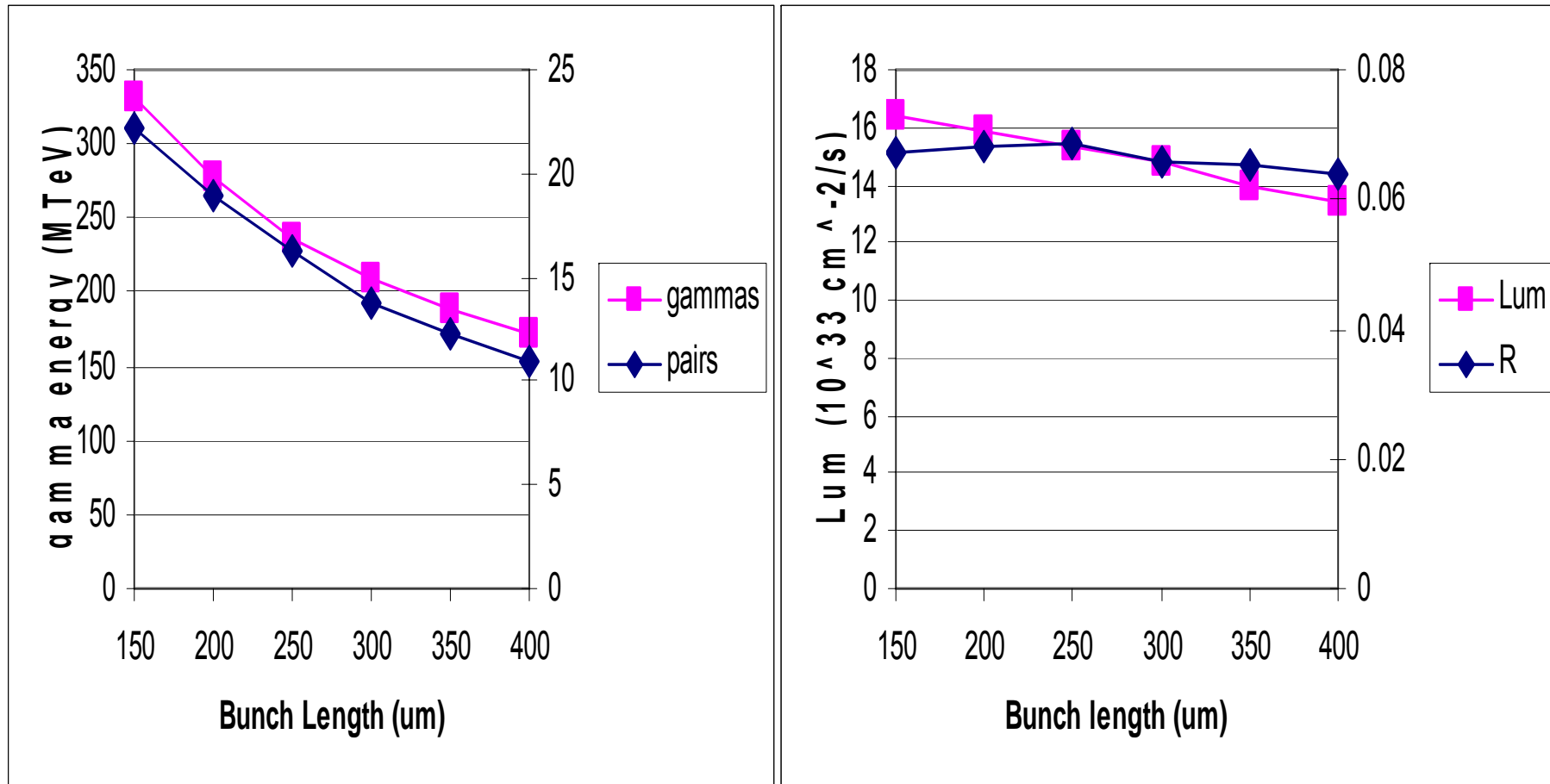
- Sign of dE/d (bunch characteristic) at design values. Note that all five lines are different, which means complementary information.

Parameter	Pairs	Gammas	Ratio
X offset	0 (max)	0 (max)	0 (max)
σ_z	-	-	≈ 0
σ_y	0 (max)	≈ 0	0 (max)
σ_x	-	-	-
Y offset	0 (max)	0 (min)	0 (max)

Bunch Height

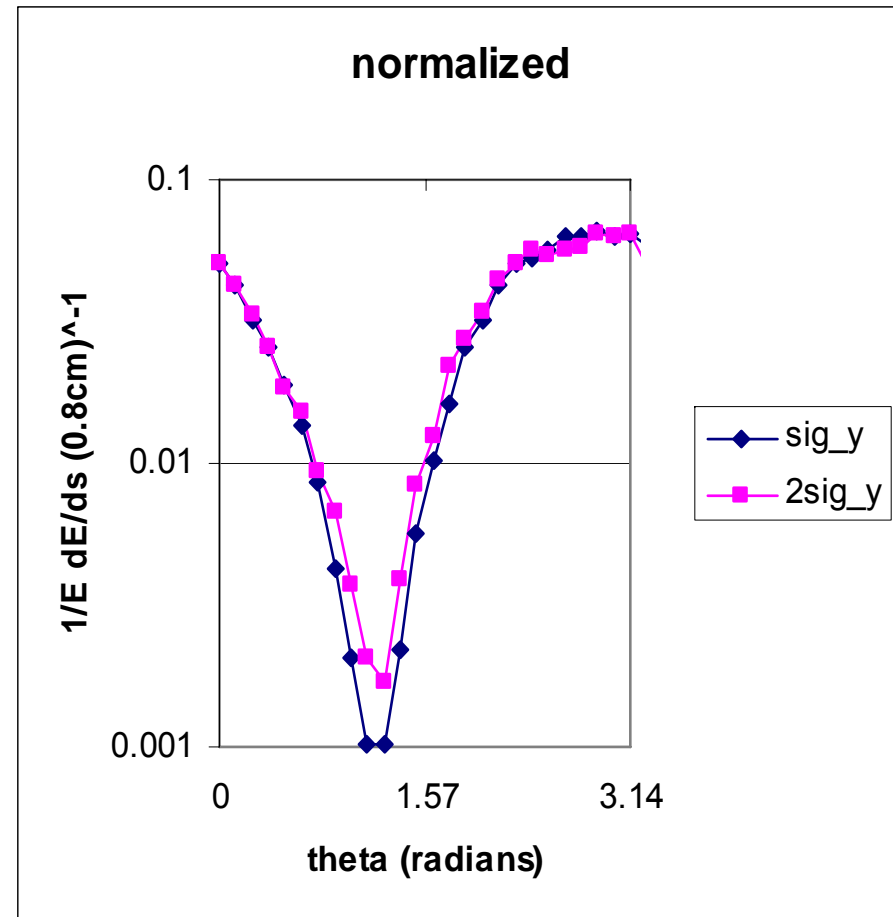


Bunch Length



Is There More Info in BeamCal?

- T.Tauchi,K.Yokoya
- Phys Rev E51,6119(95)
- $6 < r < 7$ cm azimuthal dist
- But, Moliere dia. ≈ 2 cm!
- Also, ≈ 1 Bhabha/BX!
- Thus we need more simulation to show that it is robust enough.

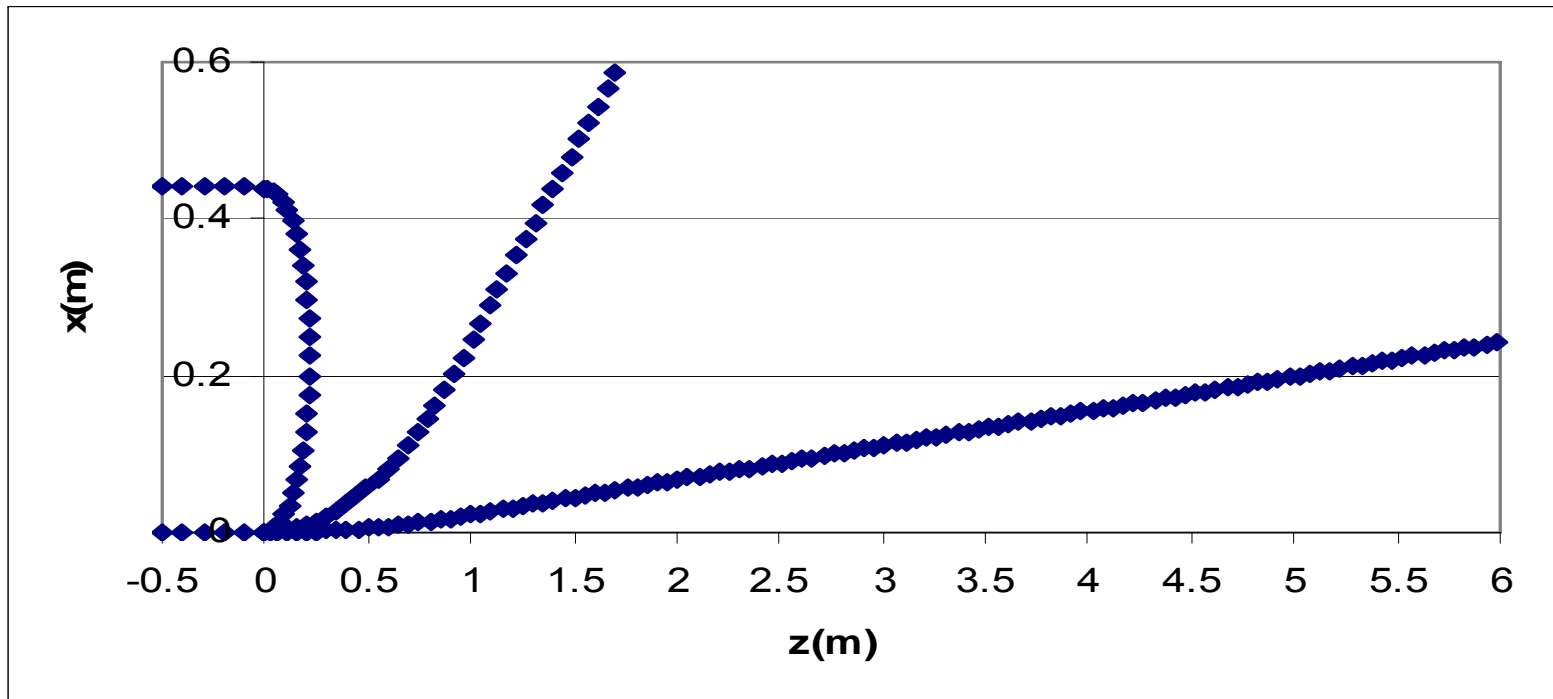


Robust and Complementary

Luminosity, ie. R, is low. Note that all columns are different, ie. complementary information.

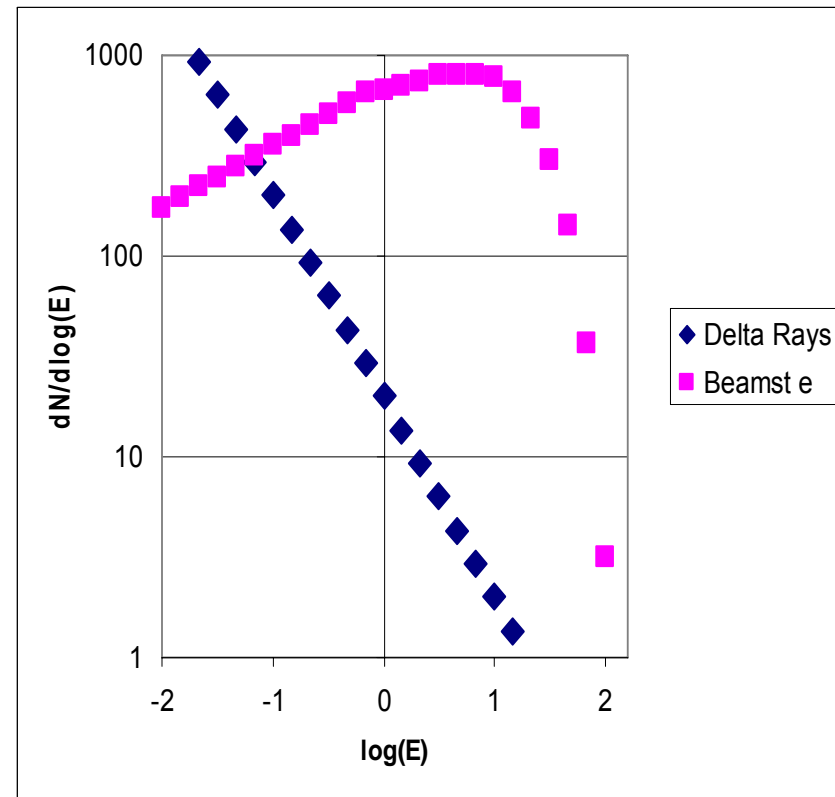
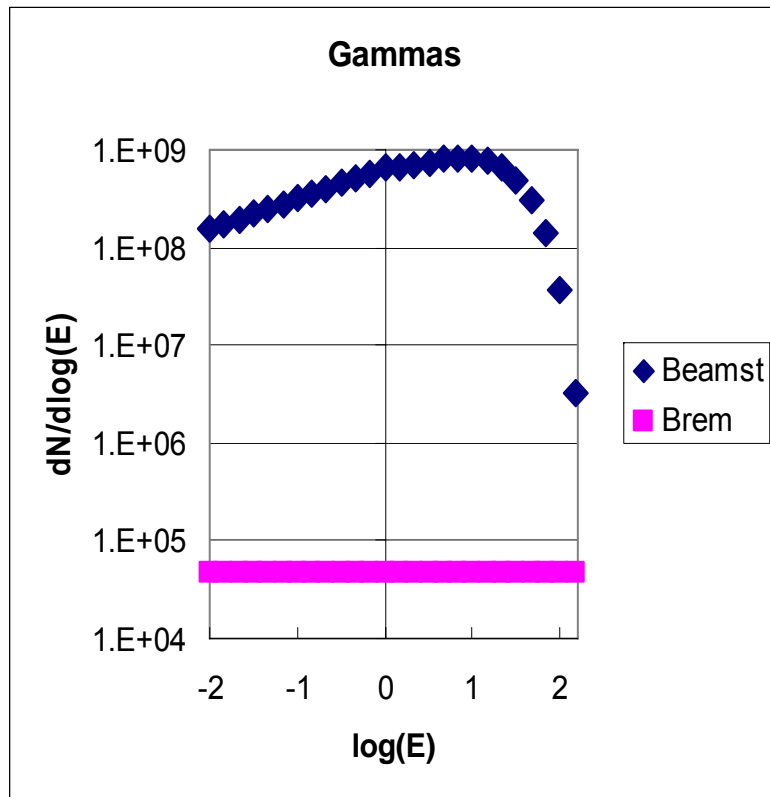
Detector	X offset	Y offset	σ_x	σ_y
PUE	$\pm x$	$\pm y$	Normal	Normal
E GamCal	Low	High	Low	Normal
E BeamCal	Low	Low	Low	Low

Large Crossing Angle GamCal



Gas jet followed by a 1m long 1.5T dipole magnetic field. Trajectories of positrons of momentum 0.1, 1, and 10 GeV/c are shown.

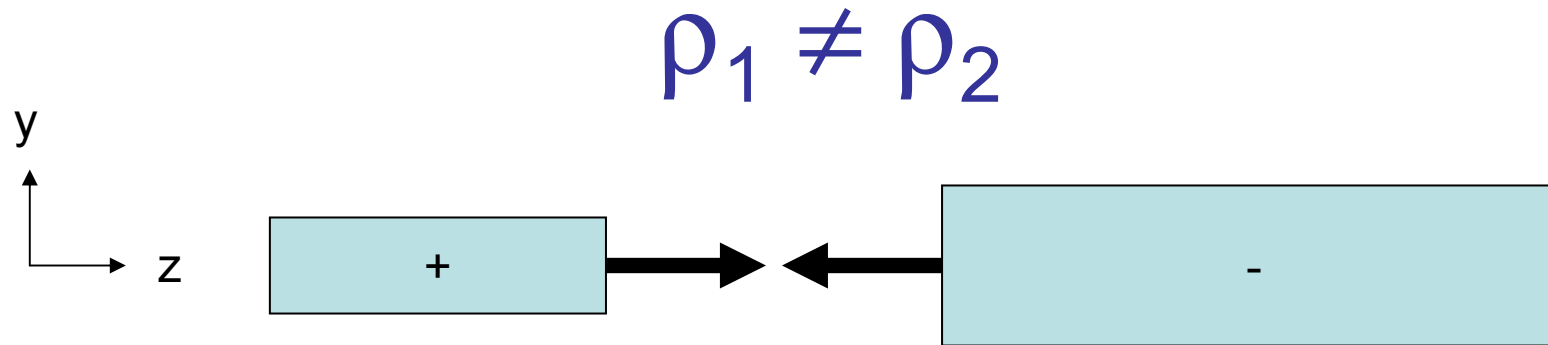
GamCal Backgrounds



Conclusions

- We need robust, redundant information:
- Beam-beam deflections
- Beam-strahlung gammas
- Beam-strahlung pairs
- $E(\text{pairs})/E(\text{gammas})$ particularly valuable
- Largely proportional to instantaneous luminosity

Extra Slides



$$F_1 = \frac{ey}{\epsilon_0} (\rho_2 - \rho_1 + \beta^2 (\rho_1 + \rho_2)) \approx \frac{2\rho_2 ey}{\epsilon_0}$$

$$E = \frac{(\rho_1 - \rho_2)y}{\epsilon_0} \quad B = \frac{\beta(\rho_1 + \rho_2)y}{\epsilon_0}$$

Perfect Collisions

$$E_{\gamma} \propto \frac{N^2}{\sigma_x^2 \sigma_z} \qquad E_{ee} \propto \frac{N^3}{\sigma_x^3 \sigma_y \sigma_z}$$