



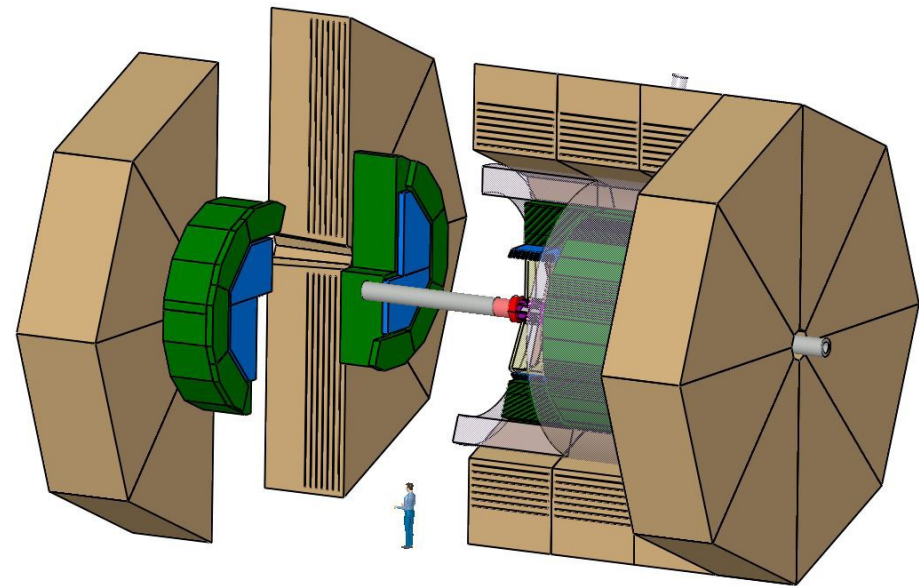
# Marlin et al for full Reconstruction

Frank Gaede  
DESY

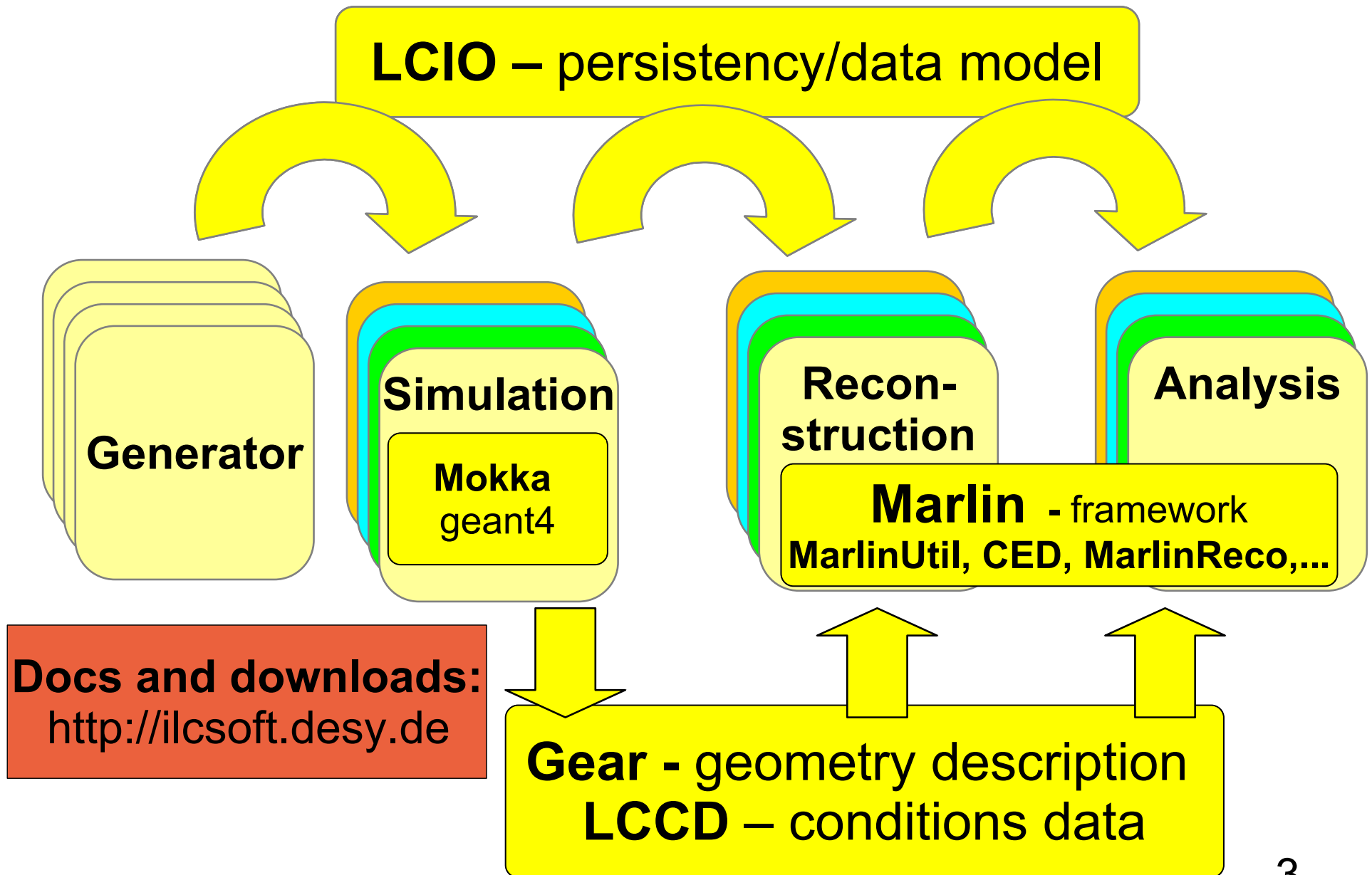
ILD Meeting, Zeuthen,  
14-16 January 2008

# Outline

- overview core tools
  - LCIO, Mokka, Marlin, Gear, LCCD
  - status and features
- putting it all together
  - full reconstruction:
  - tracking
  - particle flow
- status of framework
- summary



# LDC sw-framework overview

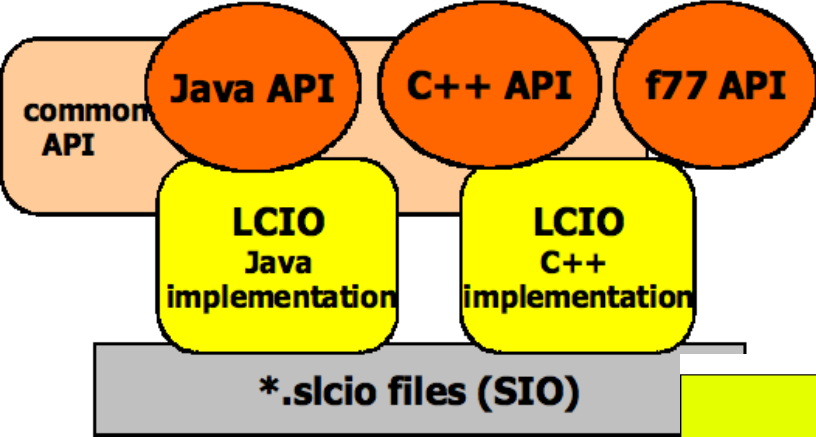


# LCIO: persistency & event data model

JAS/AIDA

root

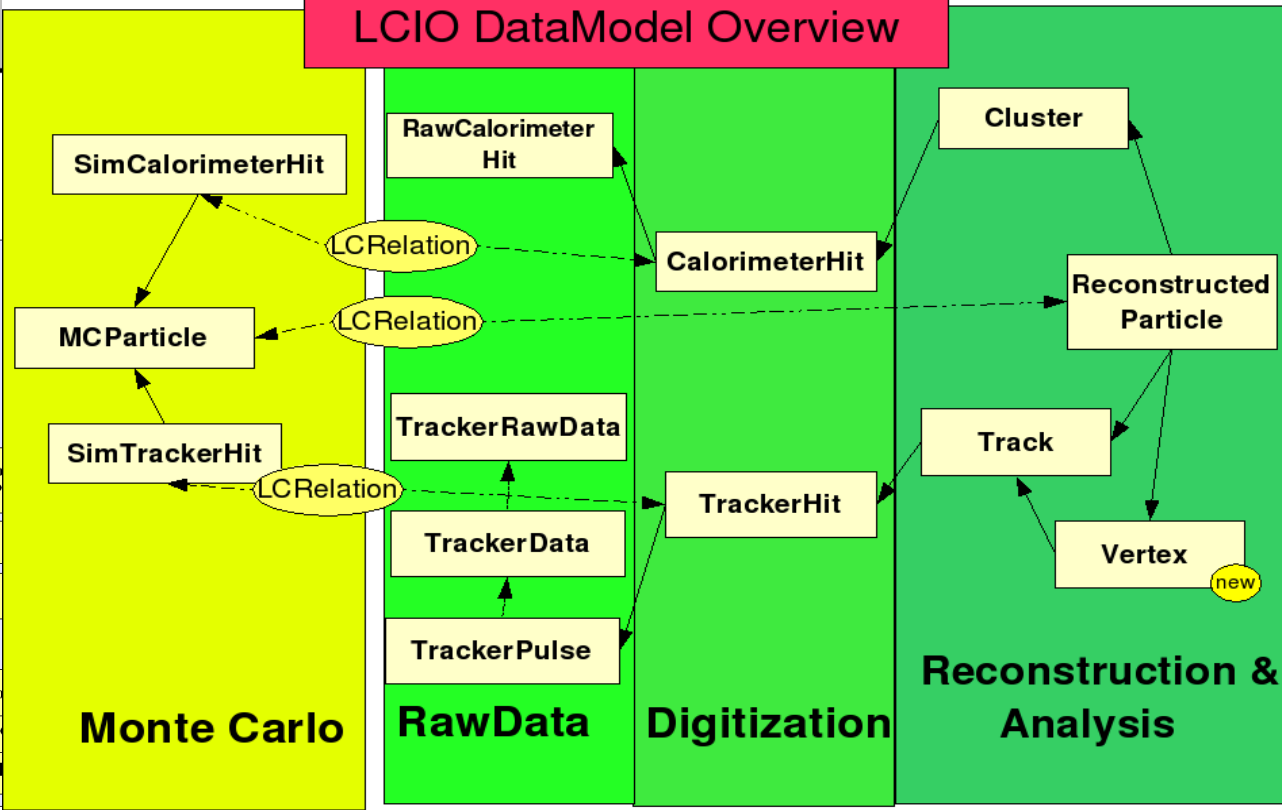
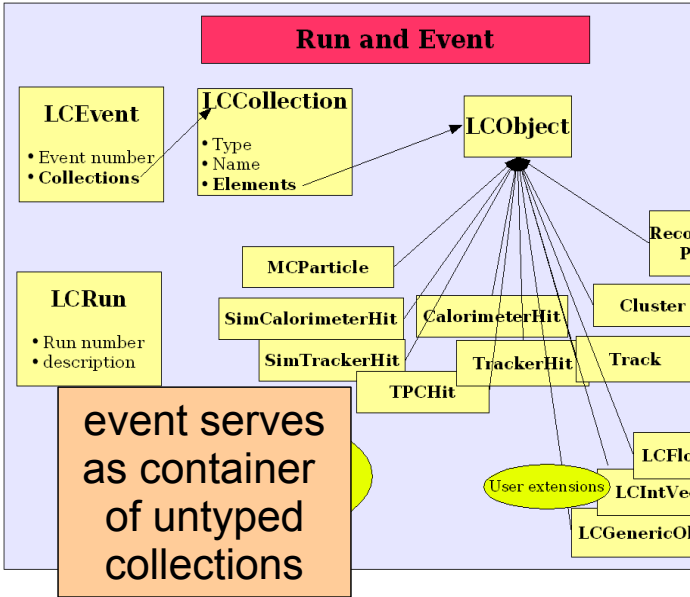
hbook



- DESY SLAC joined project (first presented at CHEP03)
- Java, C++ and f77 (!) API
- extensible data model
- now standard for
- ILC persistency & datamodel
- -> used in all detector concept studies

Frank Gaede, ILD meeting, Zeuthen, January 194-16, 2008

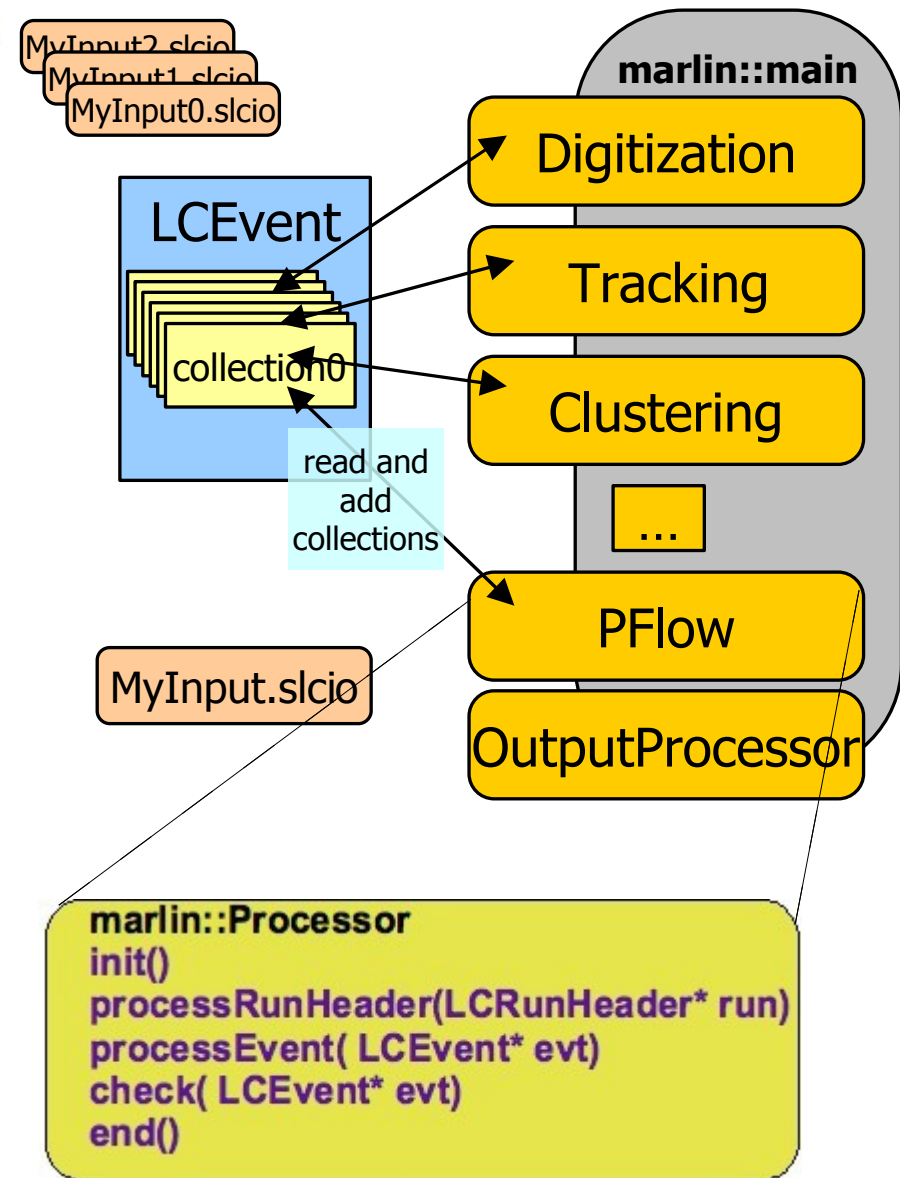
## LCIO DataModel Overview



# Marlin – application framework

**M**odular **A**nalysis & **R**econstruction for the **LIN**ear Collider

- modular C++ application framework for the analysis and reconstruction of ILC data
- **LCIO** as transient data model
- xml steering files:
  - fully configure application
  - order of modules/processors
  - parameters global + processor
- self documenting
  - parameters registered in user code
- consistency check of input/output collection types
- **Plug & Play** of modules



# Marlin recent developments

- Marlin fully functional since 2005
  - -> focus on increasing user, i.e. developer convenience
- introduced new build system: CMake
  - ' easy configuration of build process and multi-platform support (Linux, MacOS, Windows)
  - also used for all other core tools
- switched to shared libraries and support for plugins
  - users can combine their binary from installed package libraries
- MarlinGUI,
  - flow charts
  - new logging mechanism:

```
streamlog_out( DEBUG ) << " digitizing hit : "  
                << hit->getCellID() << std::endl ;  
[ DEBUG "TrackDigitizer" ] digitizing hit : 12345678
```

# MarlinGUI

J.Engels, DESY

Frank Gaede, ILD meeting, Zeuthen, January 194-16, 2008

The screenshot displays the Marlin GUI interface with the following components:

- List of all Collections Found in LCIO Files:** A table with 15 rows, each containing a number, a Name, and a Type.
- Active Processors:** A table with 5 rows, each containing a number, a Name, and a Type.
- Active Processor Operations:** A vertical stack of buttons: Add New Processor, Edit Selected Processor, Delete Selected Processor, Deactivate Selected Processor, Move Selected Processor Up, and Move Selected Processor Down.
- Error Description from selected Processor:** A text area containing error messages about unavailable collections.
- Inactive Processors:** A table with 2 rows, each containing a number, a Name, and a Type.
- Inactive Processor Operations:** A vertical stack of buttons: Add New Processor, Edit Selected Processor, Delete Selected Processor, and Activate Selected Processor.
- LCIO Files:** A list box containing 'muons.slcio' and 'zpole1.slcio'.
- View Options:** Two buttons: Hide Inactive Processors and Hide Active Processor Errors.

The Windows taskbar at the bottom shows the system clock as 'Tue Oct 17, 16:41' and the active window as 'Marlin GUI'.

- QT based gui
- convenient way to edit xml steering files
- checks consistency of input/ and output collections
- editing processor parameters
- browsing of LCIO collections
- define processors/algorithms to be run

# Marlin supporting packages

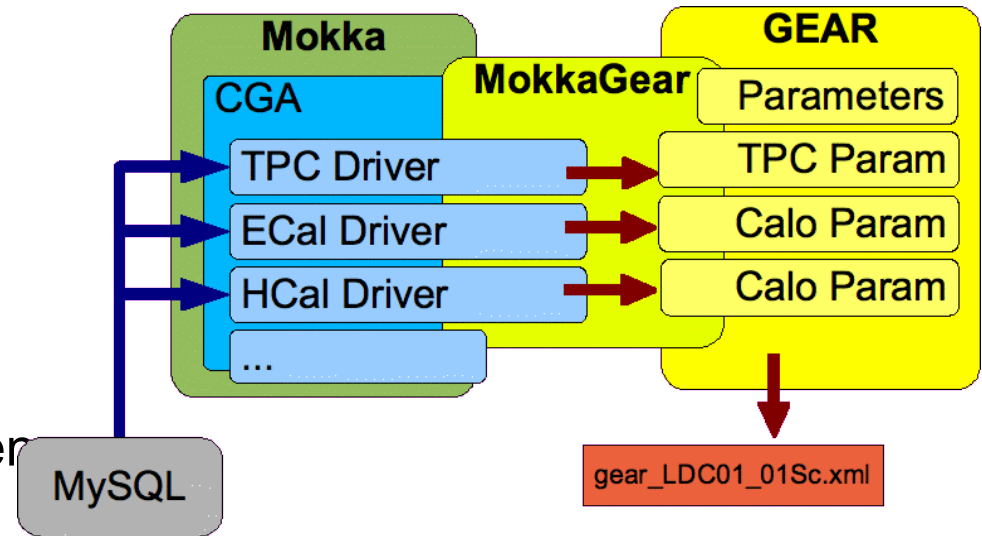
- the Marlin framework is completed by additional packages for
- description of detector geometry: **GEAR**
- conditions data: **LCCD**
- utility software , math libraries, ...
  - MarlinUtil – utility library
  - CED - event display
  - RAIDA – root AIDA implementation
  - CLHEP, gsl, cernlib,.....



# geometry for reconstruction

## GEometry API for RReconstruction

- high level abstract interface:
- per subdetector type (Hcal, TPC,...) parameters/quantities for reco
- geometry + some navigation
- implementation uses xml files written from Mokka (simulation)
- abstract interface for detailed geometry & materials:
  - point properties
  - path properties
  - implementation based on geant4



### MokkaGear

- enforce only one source of geometry: the simulation program creates the geometry xml files used in reconstruction

( recently improved by K.Harder et al)

# example – GEAR API VXD

Frank Gaede, CHEP 2007, Victoria, Canada Sep 2-9, 2007

Gear: gear::VXDParameters class Reference - Mozilla Firefox

http://ilcsoft.desy.de/gear/v00-03/doc/html/classgear\_1\_1VXDParameters.html

virtual const **VXDLayerLayout** & **getVXDLayerLayout** () const=0  
*The layer layout in the Vertex.*

virtual int **getVXDType** () const=0  
*The type of Vertex detector: VXDParameters.CCD, VXDParameters.CMOS or VXDParameters...*

virtual double **getShellHalfLength** () const=0  
*The half length (z) of the support shell in mm (w/o gap).*

virtual double **getShellGap** () const=0  
*The length of the gap in mm (gap position at z=0).*

virtual double **getShellInnerRadius** () const=0  
*The inner radius of the support shell in mm.*

virtual double **getShellOuterRadius** () const=0  
*The outer radius of the support shell in mm.*

virtual double **getShellRadLength** () const=0  
*The radiation length in the support shell.*

virtual bool **isPointInLadder** (Point3D p) const=0  
*returns whether a point is inside a ladder*

virtual bool **isPointInSensitive** (Point3D p) const=0  
*returns wheter a point is inside a sensitive volume*

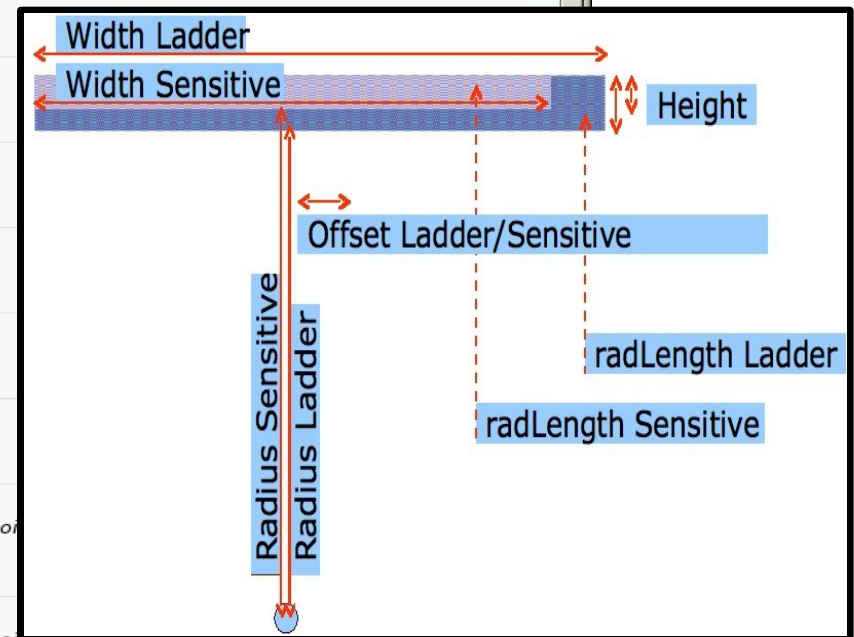

virtual Vector3D **distanceToNearestLadder** (Point3D p) const=0  
*returns vector from point to nearest ladder*

virtual Vector3D **distanceToNearestSensitive** (Point3D p) const=0  
*returns vector from point to nearest sensitive volume*

virtual Vector3D **intersectionLadder** (Point3D p, Vector3D v) const=0  
*returns the first point where a given straight line (parameters point p and direction v) crosses a ladder volume (0,0,0) is returned if no intersection can be found.*

virtual Vector3D **intersectionSensitive** (Point3D p, Vector3D v) const=0  
*returns the first point where a given straight line (parameters point p and direction v) crosses a sensitive volume (0,0,0) is returned if no intersection can be found.*

Find: VXD Find Next Find Previous Highlight Match case Done



# Applications of Marlin et al

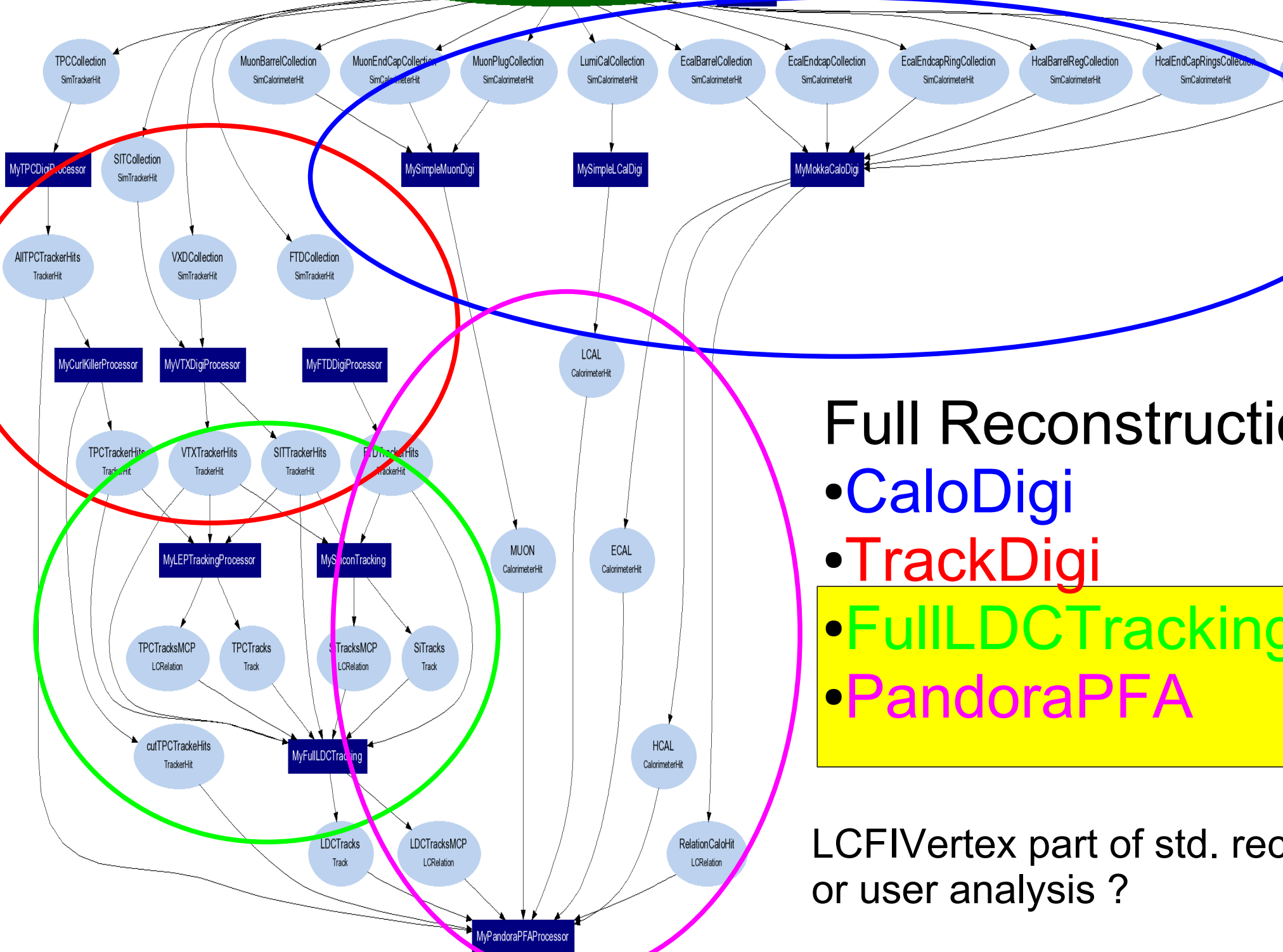
- LDC detector optimization (MonteCarlo)
- **MarlinReco** – full reconstruction suite
  - Digitization Calo, TPC, Silicon, PatternRecognition/Tracking, clustering, ParticleFlow algorithms: **Wolf**, **TrackBased**
- **PandoraPFA**
  - ParticleFlow algorithm
- **LCFIVertex**
  - ZVTop/ZVKin vertex finding and fitting algorithms
- various physics analyses ...
- **testbeams (Data & MonteCarlo)**
  - Calice - calorimeter
  - MarlinTPC – TPC tracking
  - EU Telescope – pixel telescope for silicon tracking

using the same core framework for MC/offline and testbeam/online facilitates exchange of knowledge !

Frank Gaede, ILD meeting, Zeuthen, January 194-16, 2008

/data/gaede/tmp/M-6-5\_WW\_500\_noisr\_500\_LDC01\_05Sc\_LCP\_04 sleio

MyMaterialDB



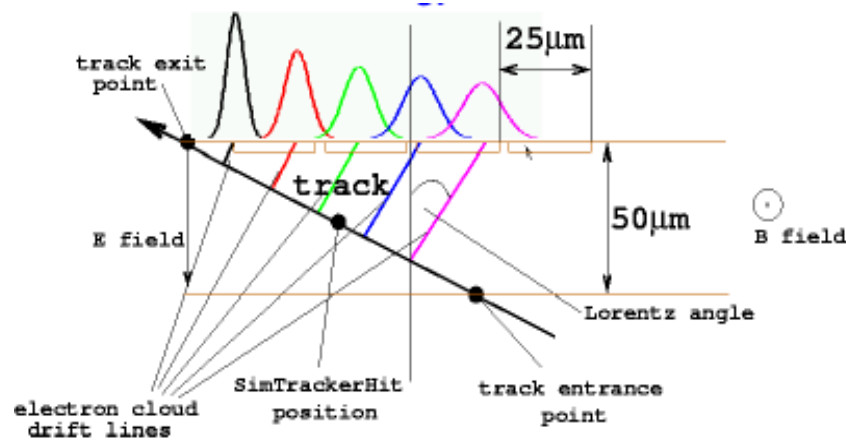
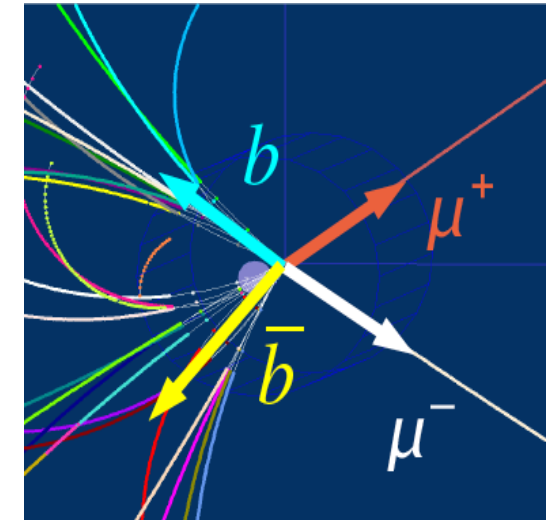
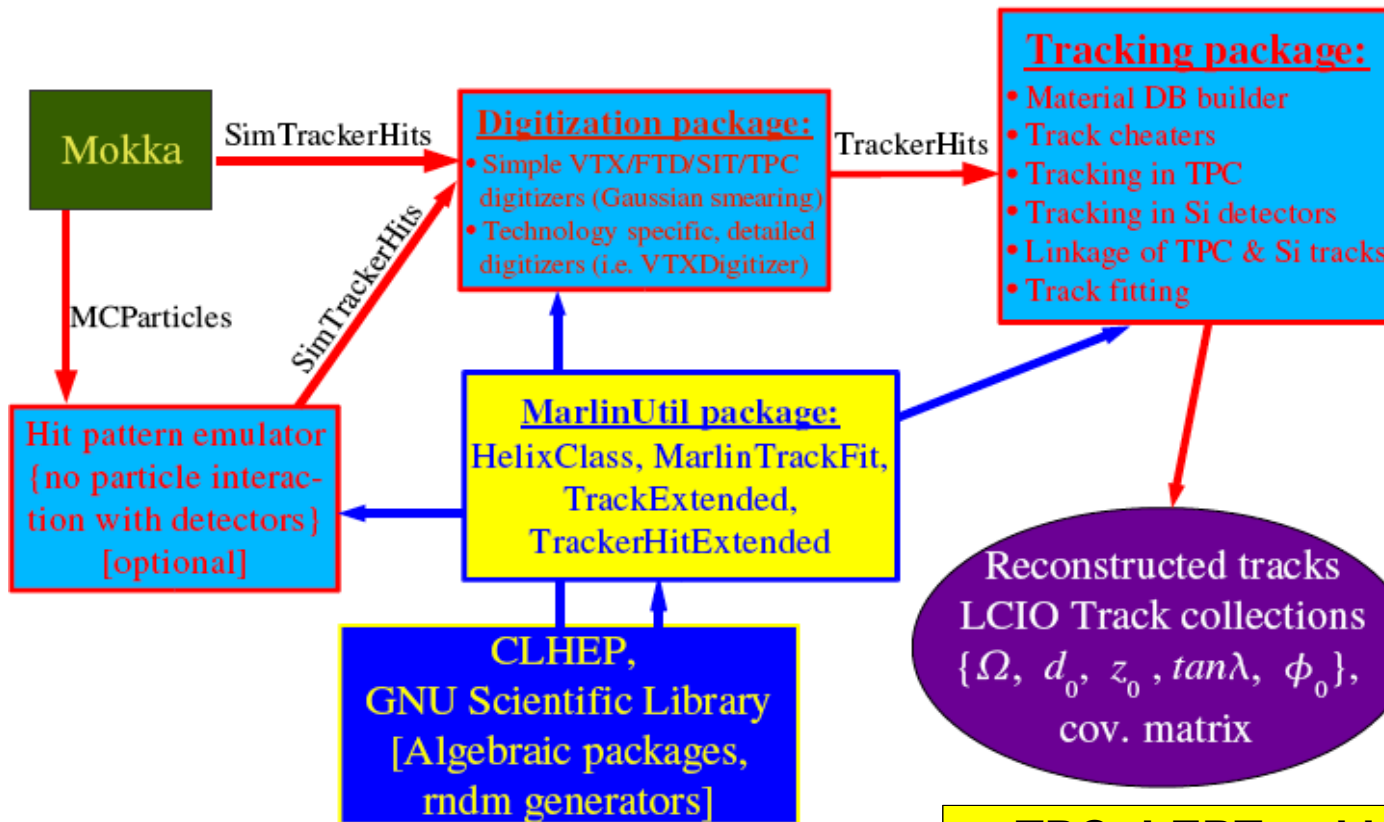
# Full Reconstruction

- CaloDigi
- TrackDigi
- FullLDCTracking
- PandoraPFA

LCFIVertex part of std. rec  
or user analysis ?

# MarlinReco - FullLDCTracking

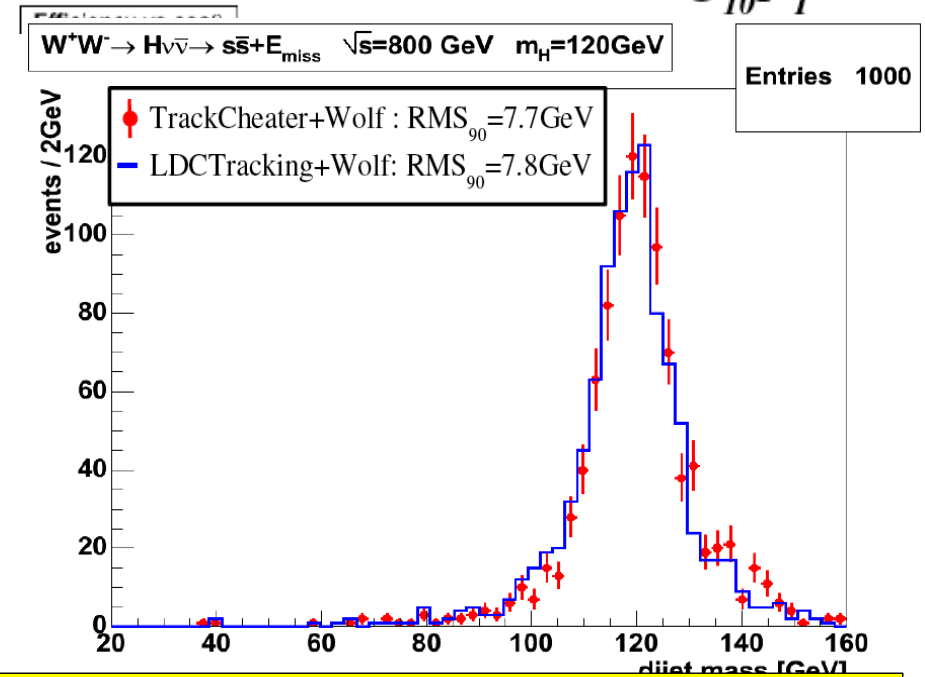
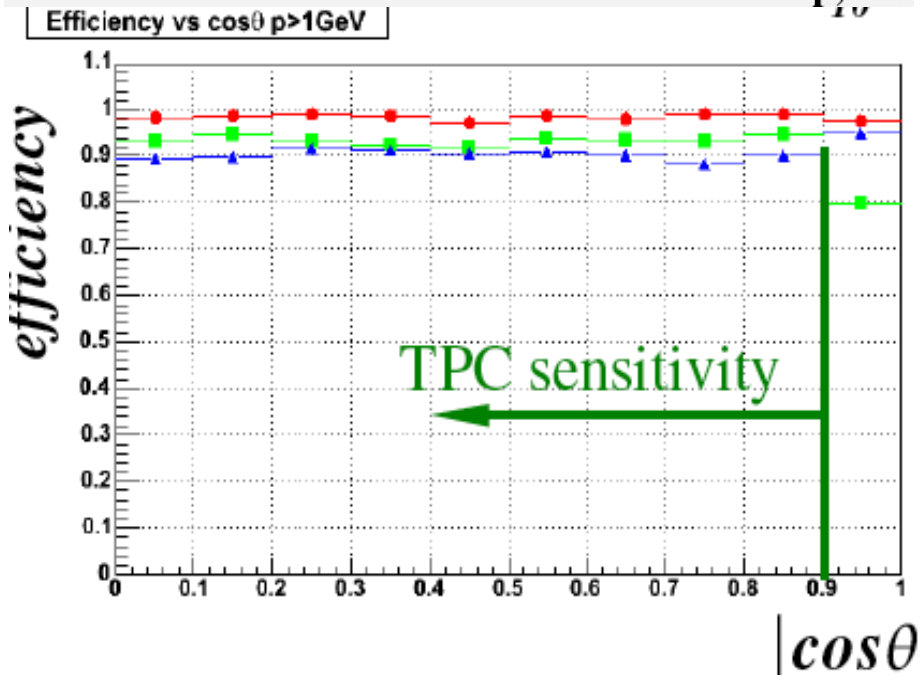
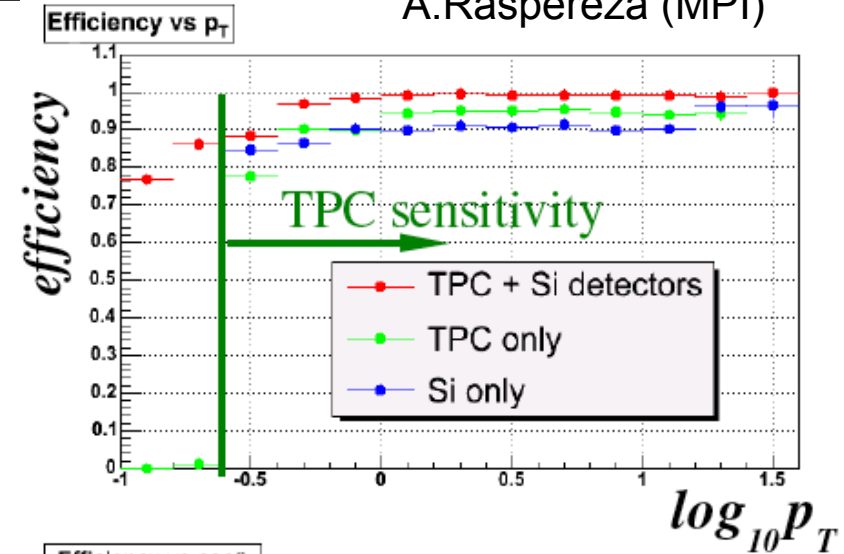
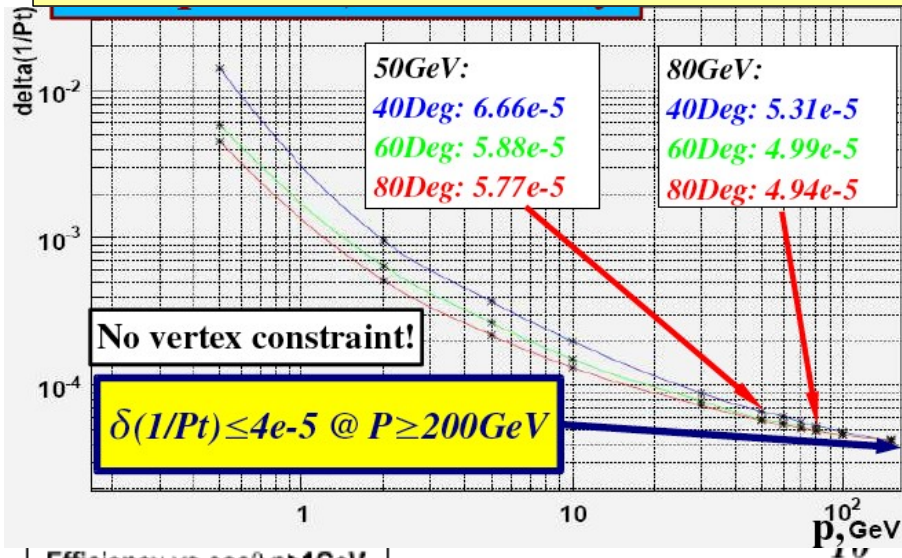
A.Raspereza (MPI)



- TPC: LEPTracking (wrapped LEP code)
- VXD, FTD, SIT:
  - detailed silicon digitization
  - standalone patrec + fitting
- LDCTracking:
  - combine tracks
  - find loopers
  - refit (Kalman Filter)

# MarlinReco - FullDCTracking

A.Raspereza (MPI)

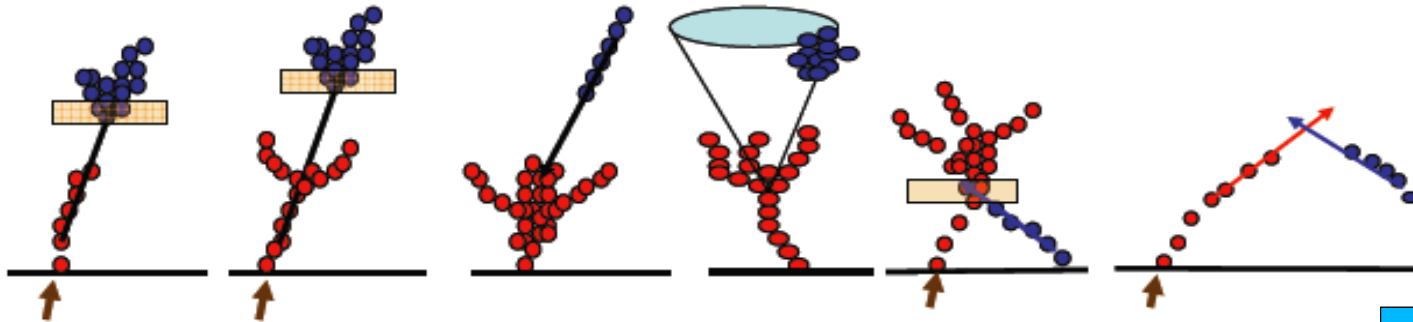
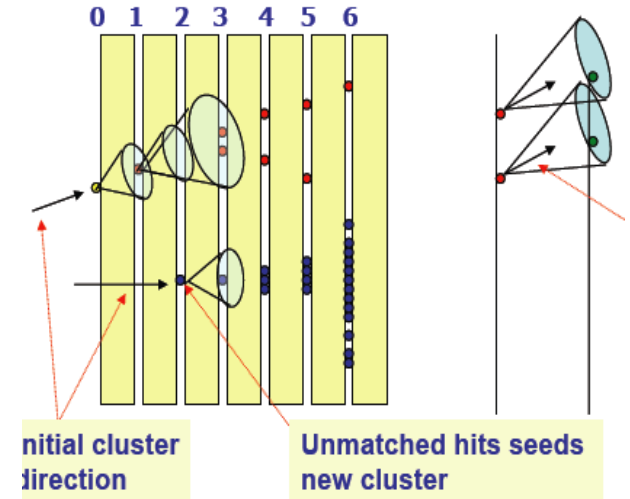


- can now use real tracking code and PFA for detector optimization !
- improved recently: coherent Bfield desc., silicon ladders, fit options,...

# PandoraPFA

M.Thomson

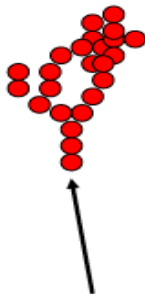
- i. Preparation (MIP hit ID, isolation, tracking)
  - ii. Loose clustering in ECAL and HCAL
  - iii. Topological linking of clearly associated clusters
  - iv. Courser grouping of clusters
  - v. Iterative reclustering
  - vi. Photon Recovery (NEW)
  - vii. Fragment Removal (NEW)
  - viii. Formation of final Particle Flow Objects (reconstructed particles) – not very sophisticated
- Order inter-changeable



If track momentum and cluster energy inconsistent : **RECLUSTER**

e.g.

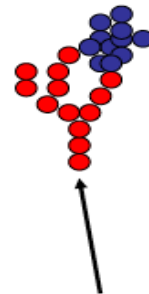
30 GeV



10 GeV Track

18 GeV

12 GeV



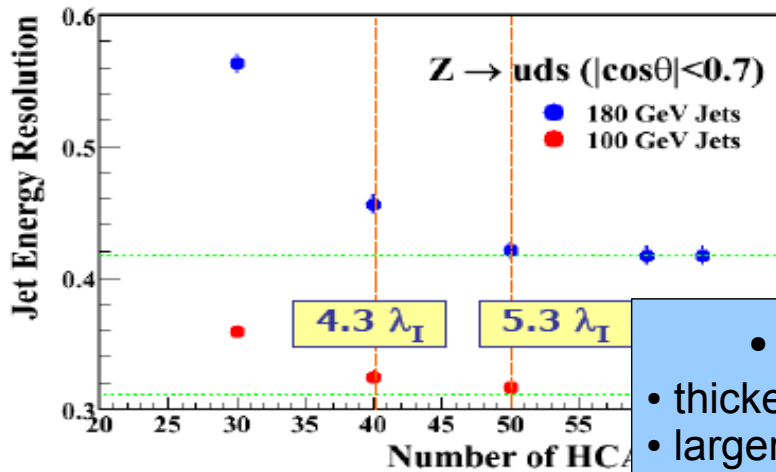
Pandora is the most sophisticated and best performing PFA to date

# performance, PandoraPFA (M.Thomson,Cambridge)

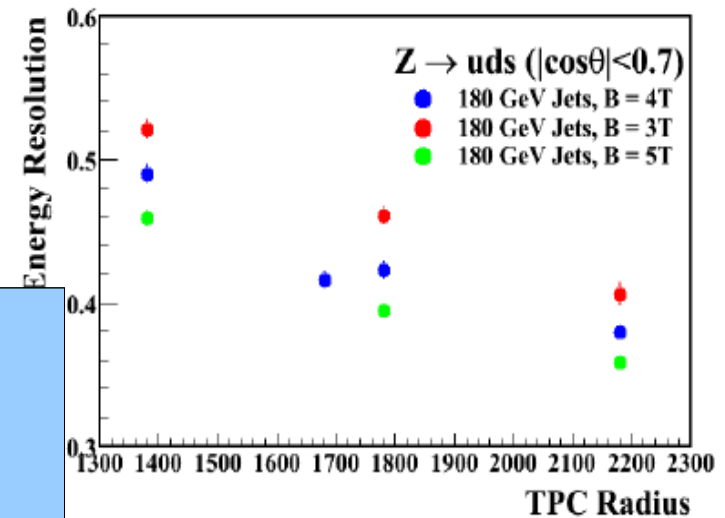
$E_{\text{JET}}$	$\sigma_E/E = \alpha/\sqrt{E_{\text{jj}}}$ $ \cos\theta  < 0.7$	$\sigma_E/E_j$
45 GeV	0.227	3.4 %
100 GeV	0.287	2.9 %
180 GeV	0.395	2.9 %
250 GeV	0.532	3.4 %

For jet energies < 100 GeV  
ILC "goal" reached !!!

'proof of concept' for PFA @ILC  
-> use for detector optimization



- PFA improves with:
  - thicker Hcal
  - larger Tracking radius
  - higher Bfield
- > use PFA for ILD detector optimization & physics analyses for LOI





# Status of Marlin based Full Reco

- **new release ilcsoft v01-03 (xmas-07)**
  - all core tools + MarlinReco, PandoraPFA, ...
  - many improvements:
    - FullLDCTracking, event overlay, LCIO direct access, gear description, improved performance (PFA),...
- now put together a 'standard reconstruction' to be used for physics analyses
  - the tools are essentially there
  - -> need proper configuration & calibration
  - need lot of testing by experts
  - already some issues identified...

# ILD optimization w/ full reco

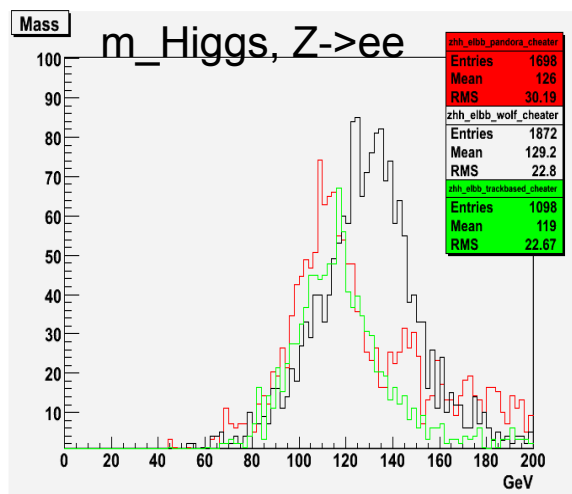
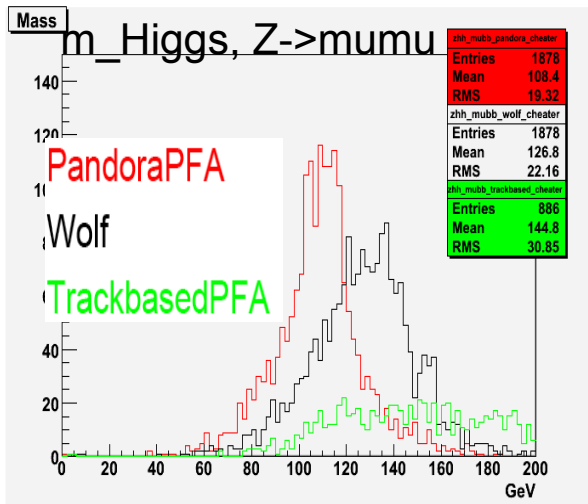
Sub-Detector	Parameter	GLD	LDC	GLD'	LDC'
TPC	$R_{\text{inner}}$ (m)	0.45	0.30	0.45	0.30
	$R_{\text{outer}}$ (m)	2.00	1.58	1.80	1.80
	$Z_{\text{max}}$ (m)*	2.50	2.16	2.35	2.35
Barrel ECAL	$R_{\text{inner}}$ (m)**	2.10	1.60	1.85	1.82
	Material	Sci/W	Si/W	Sci/W	Sci/W
Barrel HCAL	Material	Sci/W	Sci/Fe	Sci/Fe	Sci/Fe
Endcap ECAL	$Z_{\text{min}}$ (m)***	2.80	2.30	2.55	2.55
Solenoid	B-field	3.0	4.0	3.50	3.50
VTX	Inner Layer (mm)	20	16	18	18

- use the full framework for Monte Carlo mass production:
  - two versions: LDC and LDC' initially
  - then more detector variations (scaling)
- Reconstruction code in Marlin has been written to be 'detector independent' (using geometry from gear only)
- however need to verify in detail at every parameter point
  - e.g. currently LEPTracking (TPC) breaks for #layer>200...

# Initial MC production

- plan: have central production of LDC/ILD MC files
- need to test the machinery
  - job submission scripts
  - data catalogue (data base)
  - reconstruction code
- **start now with some simple events:**
  - singles  $O(10k)$  of  $g, e, \mu^{+-}, \pi^{+-}, K_L, K_S$
  - $O(10k)$   $Z \rightarrow uds$  @ 90, 250, 500 GeV
  - $O(10k)$  ZH @ 250, 500 GeV
  - both for LDC and LDCPrime
- -> use to put together and configure a std. reconstruction

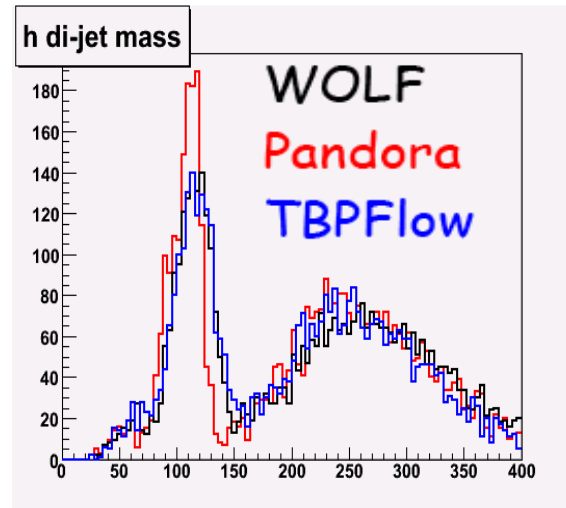
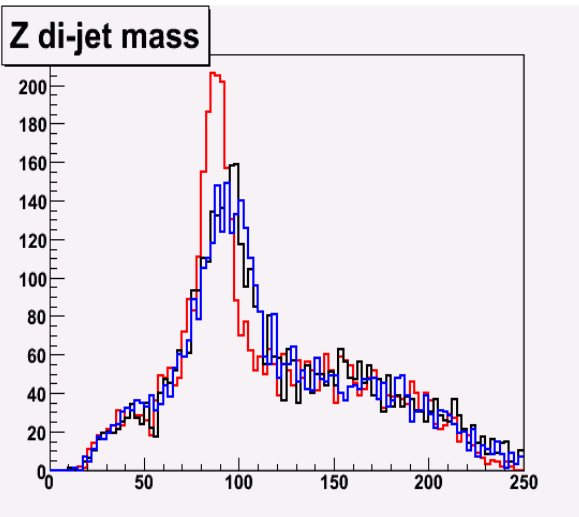
# other PFAs with Marlin



Michele Fauci Gianelli  
ZHH analysis

## SW- tools:

- Mokka
- MarlinReco/MarlinUtil
- TrackCheater/LDCTracking
- **PandoraPFA**
- **Wolf**
- **TrackBasedPFA**



Katarzyna Wichmann  
Higgstrahlung analysis


- modular frameworks allow comparison of different PFA Algorithms
- PandorPFA is the standard reconstruction but
- should also use other algorithms for cross check of detector optimization

# Summary

- LDC (ILD) has a mature and easy to use software framework based on Marlin et al
- tools for full reconstruction are there:
  - high performance full Tracking algorithms
  - various PFA algorithms
- with PandoraPFA reached ILC goal for PFA !
- **can use full reconstruction for detector optimization and physics studies for LOI**

## Outlook

- need to put everything together and create 'standard reconstruction'
- test and validate
- start 'massive' MonteCarlo production on the grid



additional material

# ilc sw-installation

- ilc software requirements and complexity has grown
  - ~30 packages with sometimes optional dependencies
- tool to make installation and build process easier:
- **ilcinstall** (python)
  - script to install all of the LDC software in one go
  - “**start script – go to lunch – run application**”
  - **fully configurable:**
    - **versions, dependencies/build options, links to existing packages/tools, e.g. root, CLHEP,...**
  - used for reference installations in afs (SL3/SL4)
  - user can link their packages against these
    - even w/o installing any software on their computer

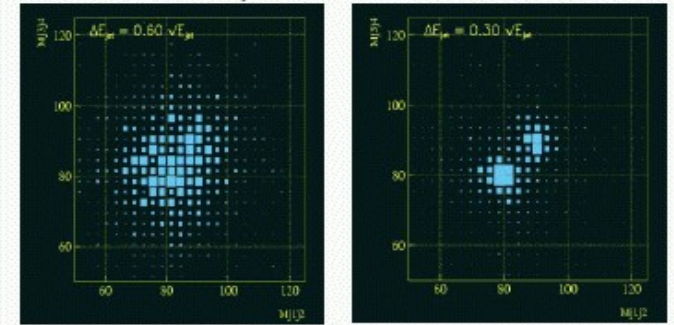
</afs/desy.de/group/it/ilcsoft/v01-03>

released  
recently

# Reconstruction @ the ILC

- general ILC detector features:
  - precision tracking
  - precision vertexing
  - high granularity in calorimeters
    - ( Ecal ~1cm, Hcal ~1-5cm)
- important: **very high jet-mass resolution** ~30%/sqrt(E/GeV)

WW-ZZ separation



## Particle Flow

- reconstruct all single particles
- use tracker for charged particles
- use Ecal for photons
- use Hcal for neutral hadrons

- dominant contribution (E<50 GeV):
  - Hcal resolution
  - **confusion term**

$$\sigma_{E_{jet}}^2 = \epsilon_{trk}^2 \sum_i E_{trk,i}^4 + \epsilon_{ECal}^2 E_{ECal}^2 + \epsilon_{HCal}^2 E_{HCal}^2 + \sigma_{confusion}^2$$
$$\epsilon_{trk} = \delta(1/p) \approx 5 \cdot 10^{-5}, \quad \epsilon_{ECal} = \frac{\delta E}{\sqrt{E}} \approx 0.1, \quad \epsilon_{HCal} \approx 0.5$$

- **PFA performance determines detector resolution**
- need sophisticated algorithms for **minimal confusion**



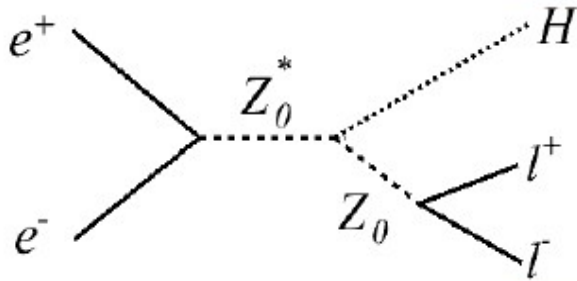
# example: Higgs-Recoils analysis

DESY (Zeuthen): W. Lohmann, M.O., A. Schällicke  
(Hamburg): K. Wichmann

MPI (München): A. Raspereza

LAL (Orsay): H. Li, R. Pöschl, M. Ruan

- Higgs-Strahlung-Process:

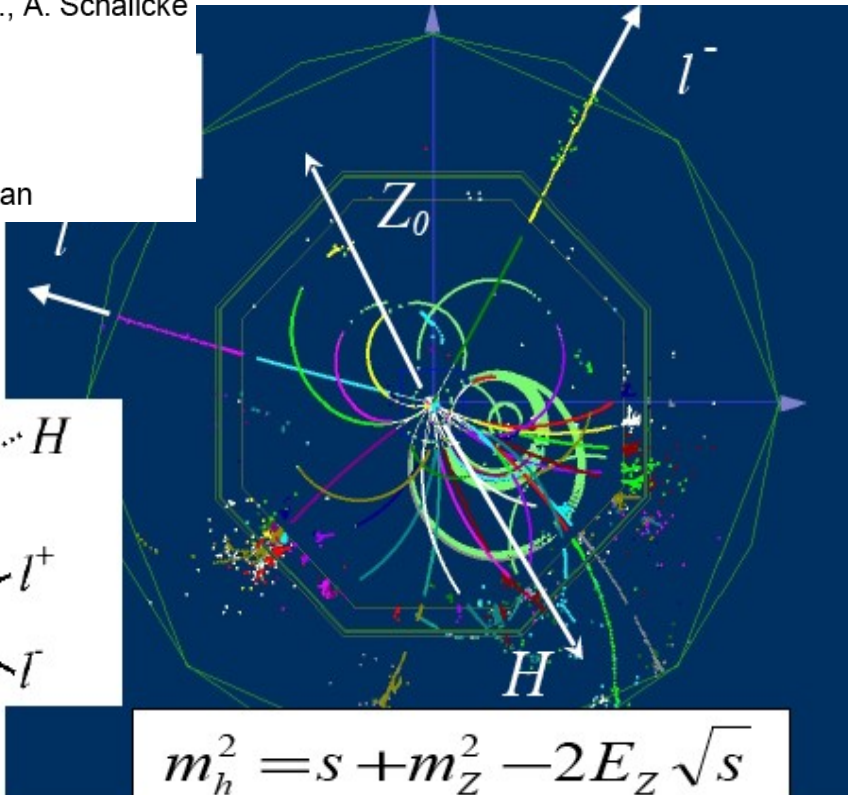


- Higgs-Recoil-Mass
- Coupling Strength (model independent)

$$m_h^2 = s + m_Z^2 - 2E_Z \sqrt{s}$$

$$g_{ZZH}^2 \propto \sigma = N / L \mathcal{E}$$

- particle ID code based on Log-Likelihood method developed
- can be used in other Marlin bases analysis



Wolf / Pandora ...



MOID / PFOID

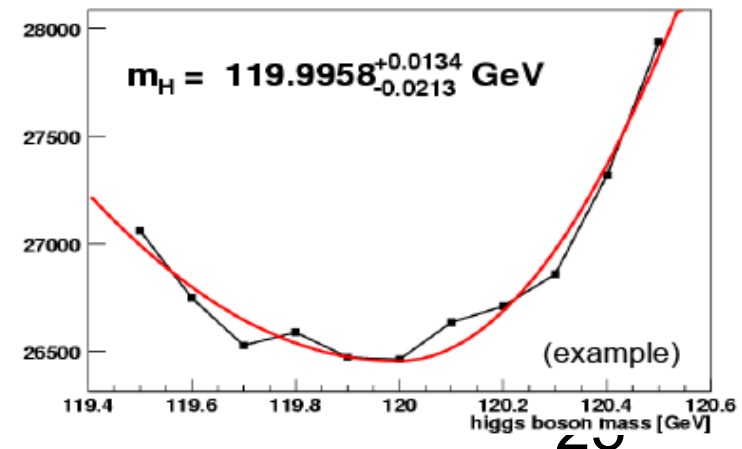


HiggsRecoil



Analysis with ROOT

Log(Likelihood)



# LCCD

**L**inear **C**ollider **C**onditions **D**ata Toolkit

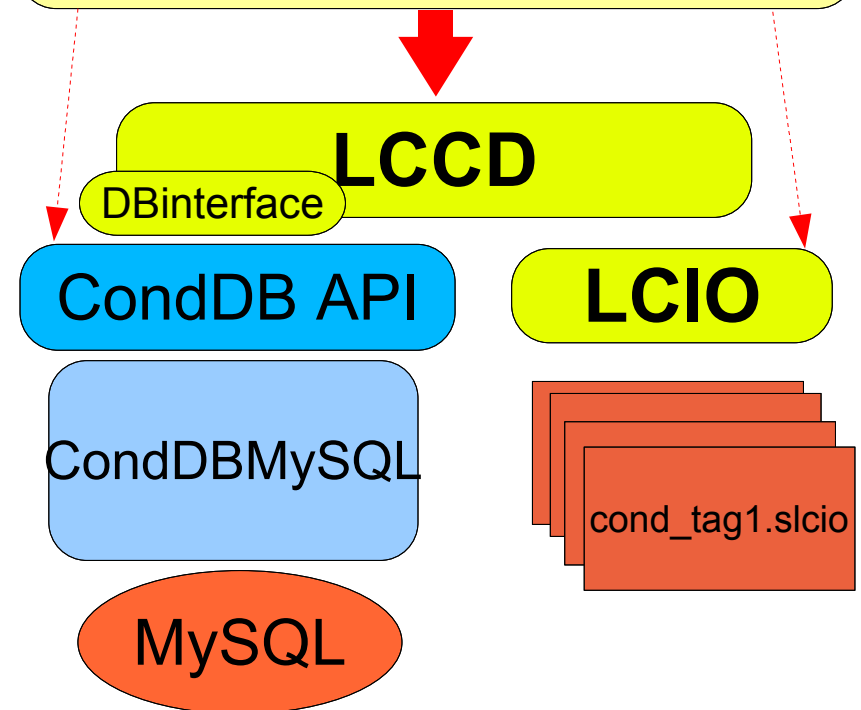
- **Reading conditions data transparently (same user code):**

- **from conditions database**
- **from simple LCIO file**
- **from LCIO data stream**
- **from dedicated LCIO-DB file**

- **Writing conditions data**

- tag conditions data
- **Browse the conditions database**
  - through creation of LCIO files
    - vertically (all versions for timestamp)
    - horizontally (all versions for tag)

Reconstruction/Analysis Application



LCCD is used for the conditions data of the ongoing ILC testbeam studies