

Possibilities for a Simple Study of the Time Structure of Hadronic Showers

Frank Simon
MPI for Physics & Excellence Cluster 'Universe'
Munich, Germany

CALICE Collaboration Meeting, Arlington, TX, USA, March 2010



Max-Planck-Institut für Physik
(Werner-Heisenberg-Institut)



Challenges for Calorimetry

- CLIC is different from ILC:
 - Very small bunch spacing: 0.5 ns \Rightarrow 2 GHz (!) bunch crossing rate
 - Short bunch trains: 312 bunches (165 ns) at 50 Hz
 - The challenge for calorimeters: $\gamma\gamma \rightarrow$ hadrons, ~ 3.3 events/BX, 13 particles/BX
- ▶ To avoid pileup and corresponding problems in the event reconstruction, good time resolution in all detectors (also in the calorimeters!) is needed:
Current number: Better than 10 ns required

Challenges for Calorimetry

- CLIC is different from ILC:
 - Very small bunch spacing: 0.5 ns \Rightarrow 2 GHz (!) bunch crossing rate
 - Short bunch trains: 312 bunches (165 ns) at 50 Hz
 - The challenge for calorimeters: $\gamma\gamma \rightarrow$ hadrons, ~ 3.3 events/BX, 13 particles/BX
- ▶ To avoid pileup and corresponding problems in the event reconstruction, good time resolution in all detectors (also in the calorimeters!) is needed:
Current number: Better than 10 ns required

The obvious question: How does the time structure of the hadronic showers themselves influence this?

Challenges for Calorimetry

- CLIC is different from ILC:
 - Very small bunch spacing: 0.5 ns \Rightarrow 2 GHz (!) bunch crossing rate
 - Short bunch trains: 312 bunches (165 ns) at 50 Hz
 - The challenge for calorimeters: $\gamma\gamma \rightarrow$ hadrons, ~ 3.3 events/BX, 13 particles/BX
- ▶ To avoid pileup and corresponding problems in the event reconstruction, good time resolution in all detectors (also in the calorimeters!) is needed:
Current number: Better than 10 ns required

The obvious question: How does the time structure of the hadronic showers themselves influence this?

How well does Tungsten work as an absorber for a PFA HCAL?

- Tungsten is very different from Steel:
- very different λ/X_0 ratio: em subshowers very short
- heavier nucleus: More neutrons in the shower

Material	Fe	W
λ_I [cm]	16.77	9.95
X_0 [cm]	1.76	0.35
dE/dx [MeV/cm]	11.4	22.1
R_M [cm]	1.72	0.93

Challenges for Calorimetry

- CLIC is different from ILC:
 - Very small bunch spacing: 0.5 ns \Rightarrow 2 GHz (!) bunch crossing rate
 - Short bunch trains: 312 bunches (165 ns) at 50 Hz
 - The challenge for calorimeters: $\gamma\gamma \rightarrow$ hadrons, ~ 3.3 events/BX, 13 particles/BX
 - To avoid pileup and corresponding problems in the event reconstruction, good time resolution is needed
- Current number of particles per bunch crossing: ~ 13

Beam tests needed to answer the questions and to take on the challenges!

The obvious question: How does the time structure of the hadronic showers themselves influence this?

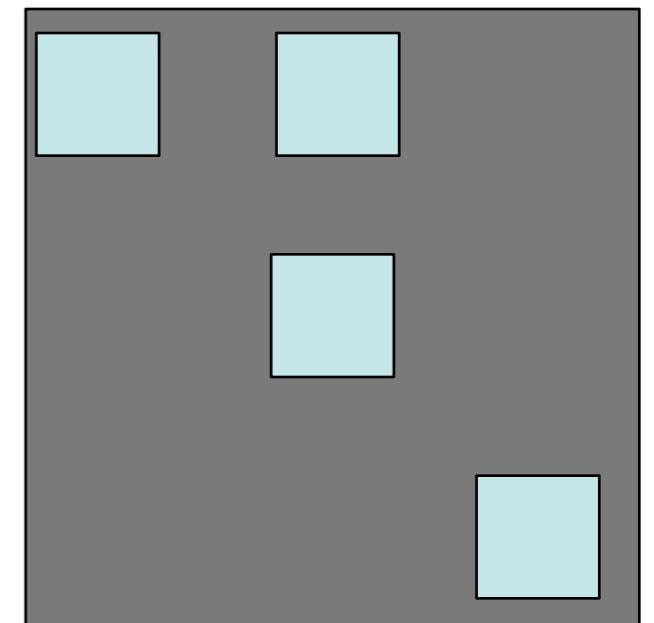
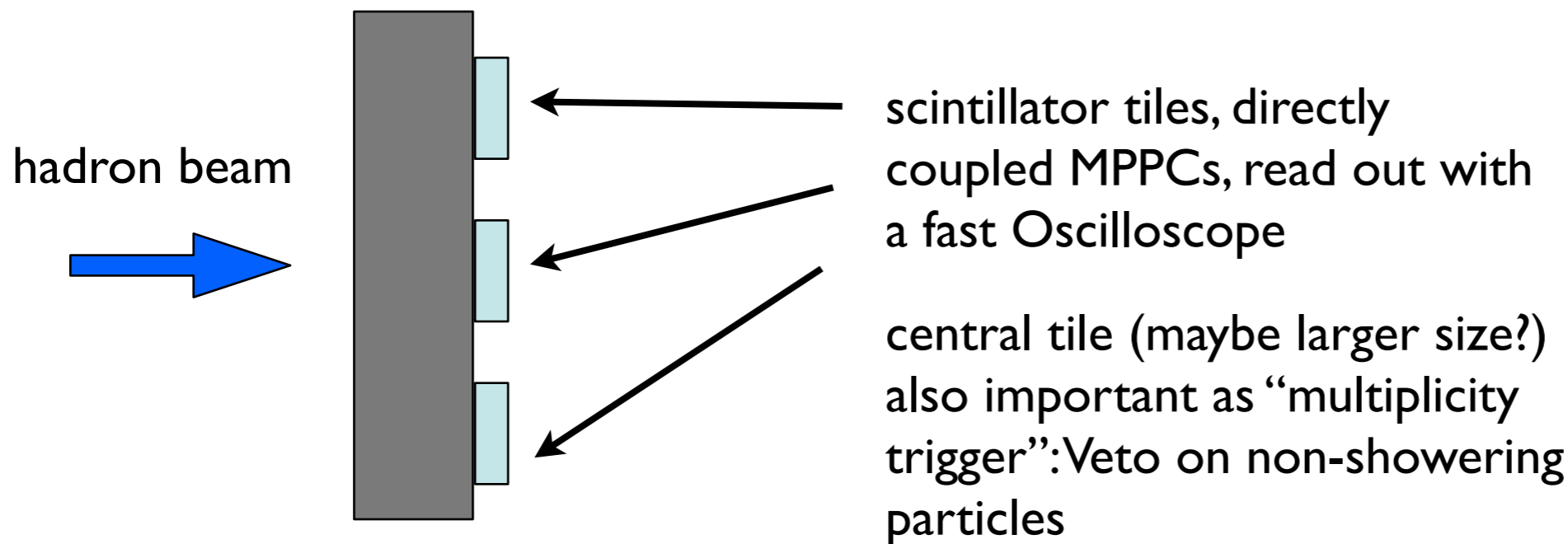
How well does Tungsten work as an absorber for a PFA HCAL?

- Tungsten is very different from Steel:
 - very different λ/X_0 ratio: em subshowers very short
 - heavier nucleus: More neutrons in the shower

Material	Fe	W
λ_I [cm]	16.77	9.95
X_0 [cm]	1.76	0.35
dE/dx [MeV/cm]	11.4	22.1
R_M [cm]	1.72	0.93

Investigating the Time Structure

- The long-term prospects: Full “4D” reconstruction with a completely instrumented W calorimeter and the new electronics: Will still take a while.
- ▶ The idea: Perform a simple study with only a very small number of channels



Ideally: Measure with different absorber thicknesses

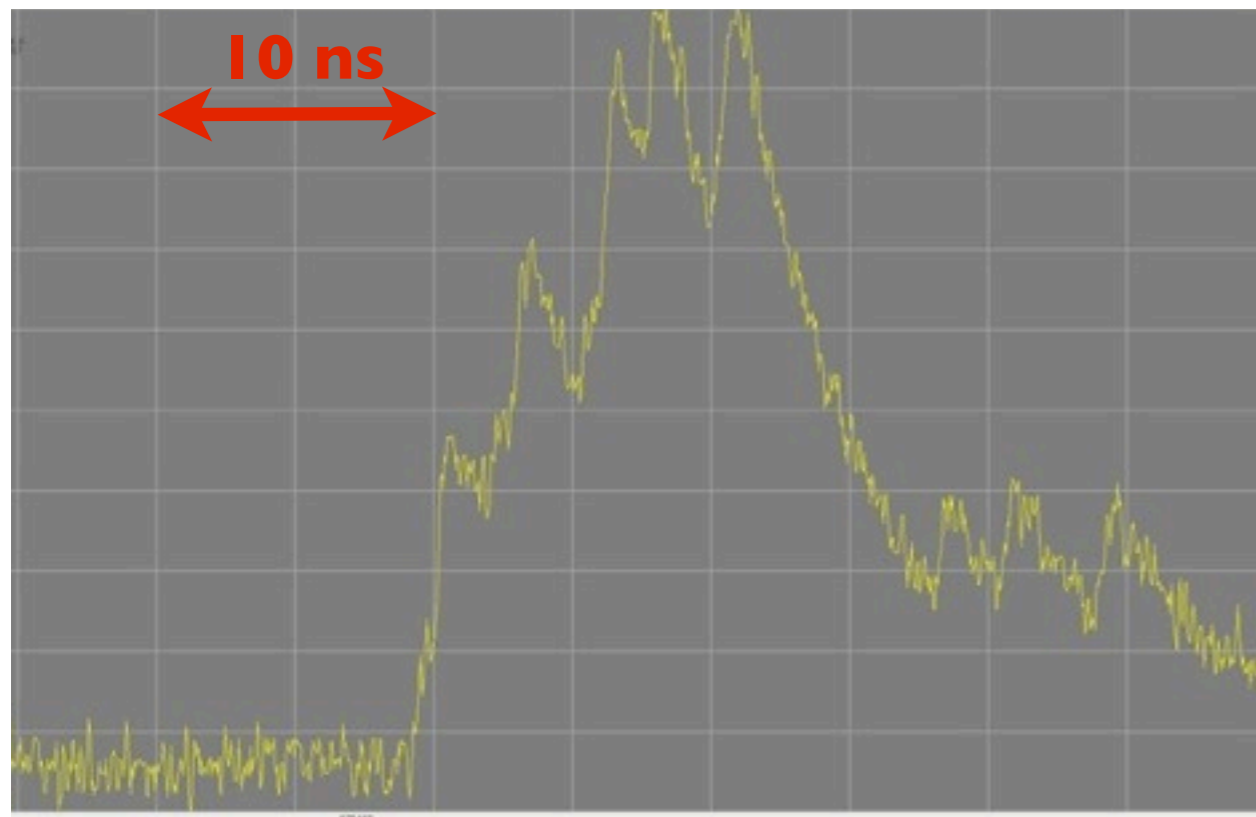
Absolutely ideal: Compare Steel and Tungsten

Realistic: Try with one, maybe two thicknesses, using W Prototype (for example behind the last layer, and maybe in exchange for one module further forward)

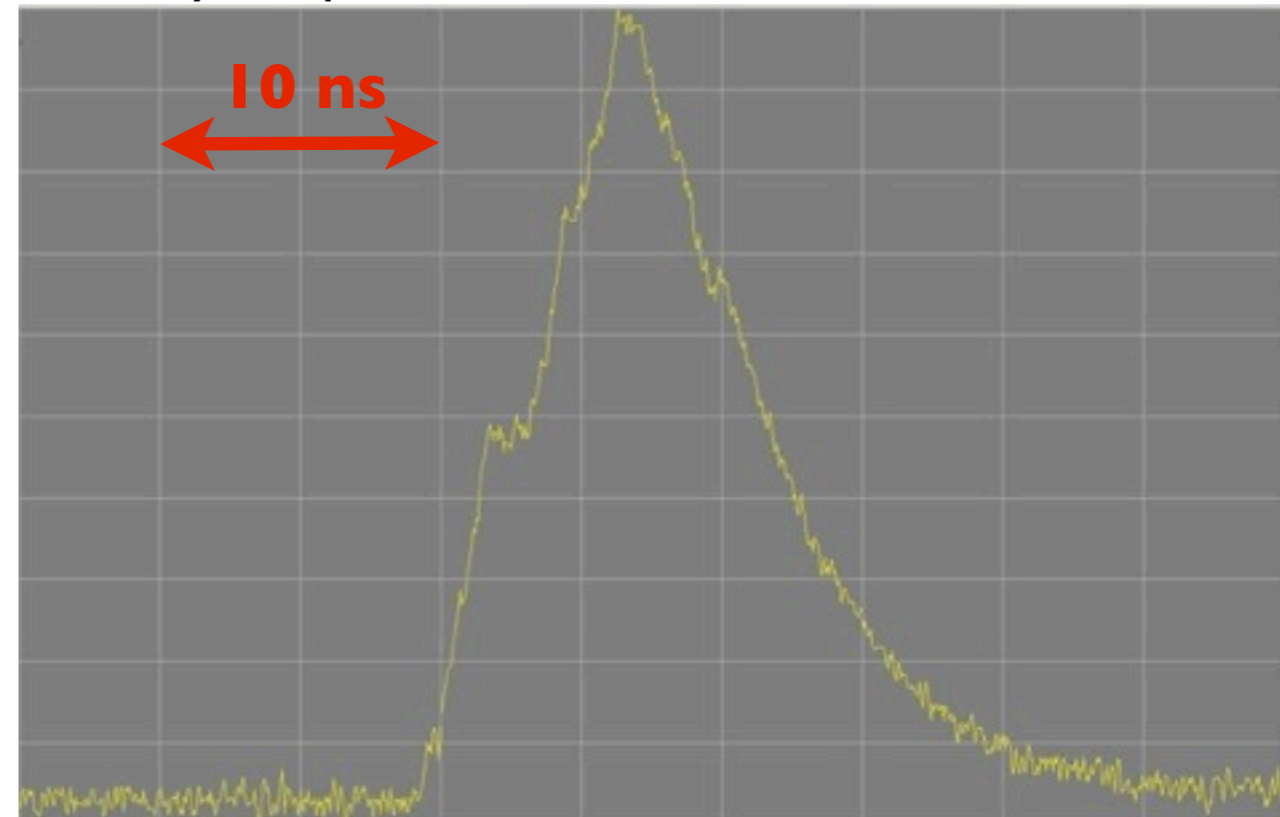
The Tools: Time-resolved Measurements

- A key issue: The time structure of the response of scintillator tiles
 - Measurements extracted from the direct coupling studies
 - ▶ With the high sampling (here actually more than needed) the arrival of every single photon on the SiPM can be identified

tile with WLS fiber

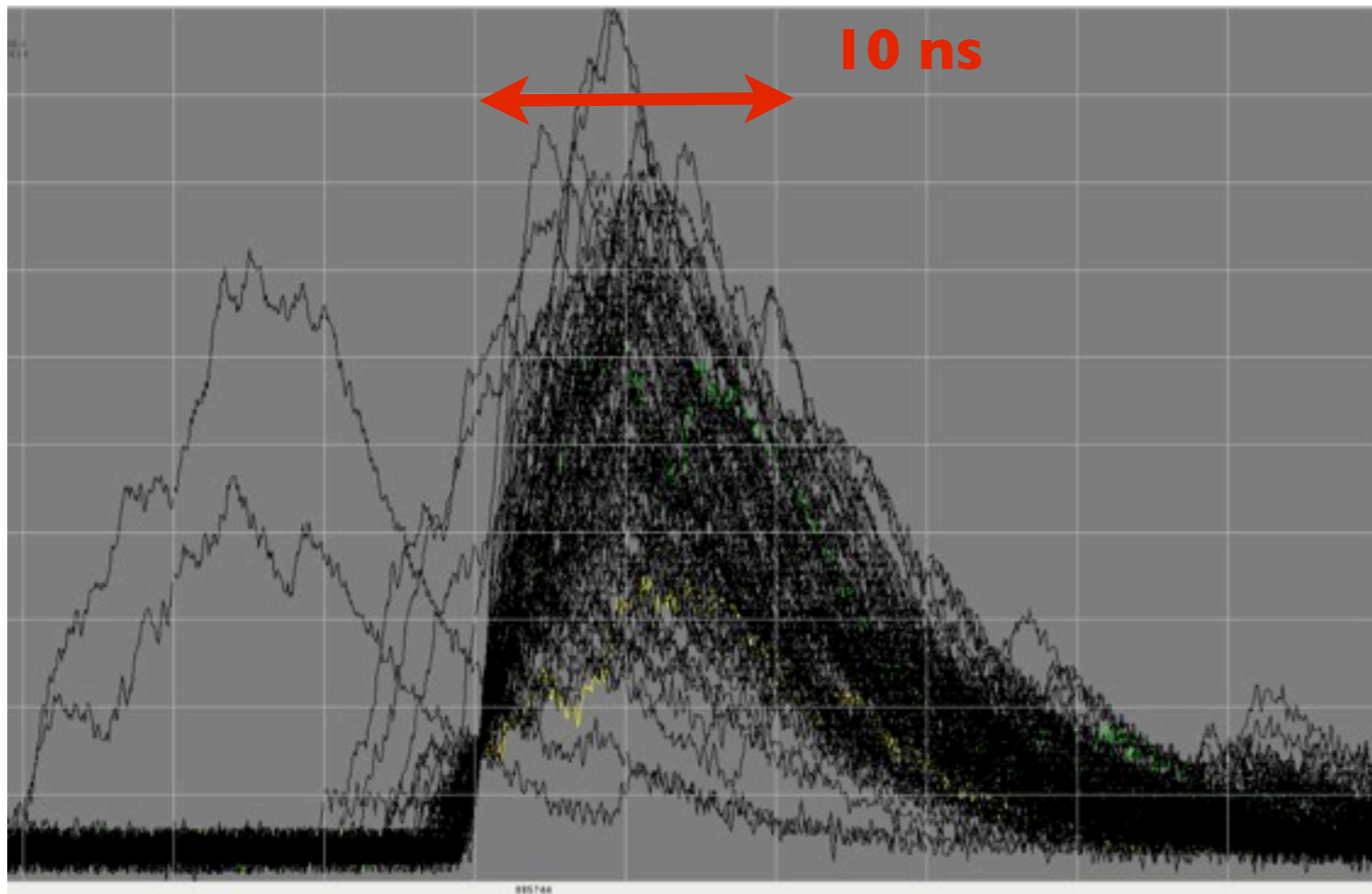


directly coupled tile



- Signal from directly coupled tile significantly faster: no delay due to absorption and reemission in WLS fiber

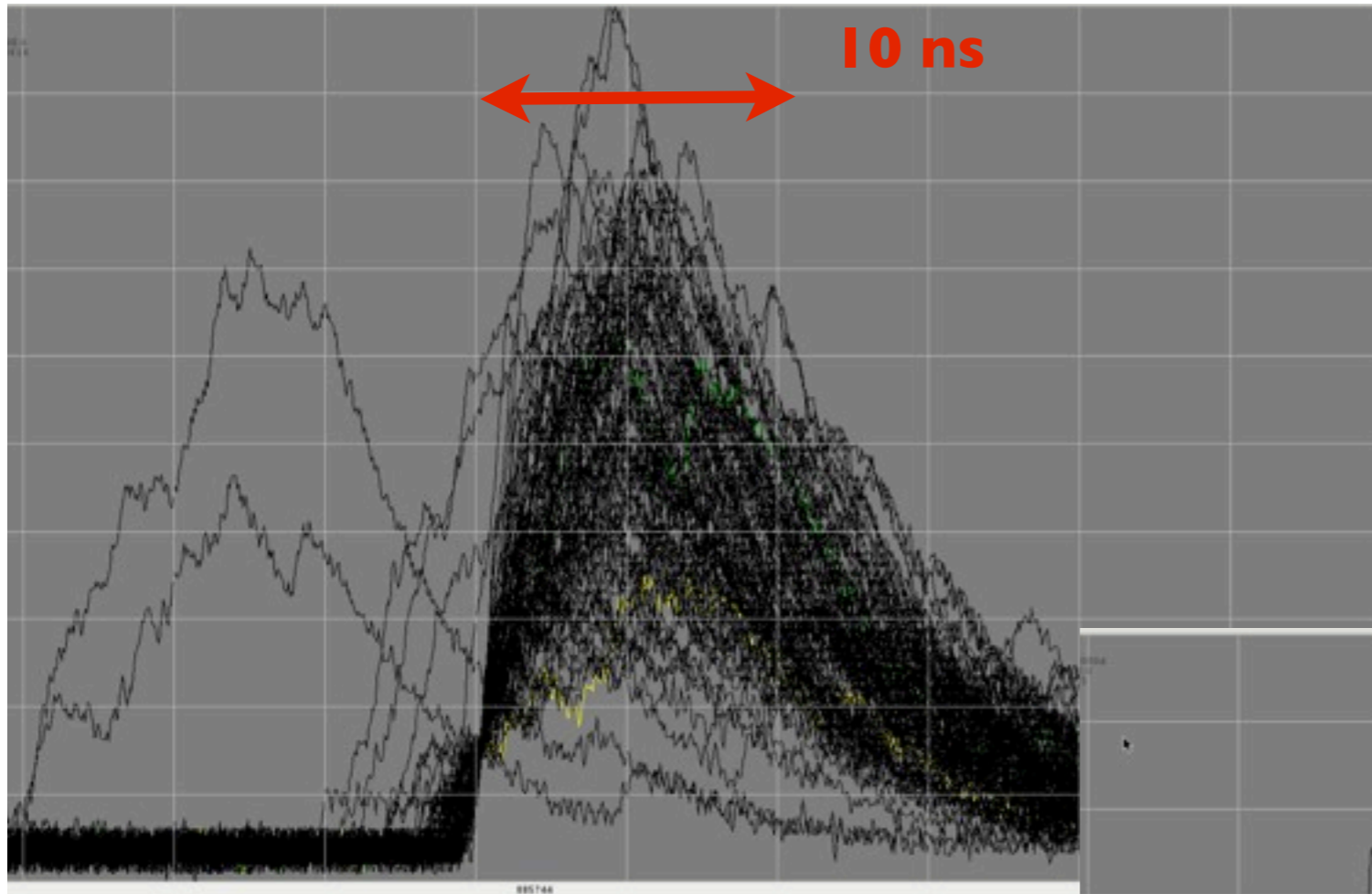
Tile Response with and without Fiber



directly coupled tile

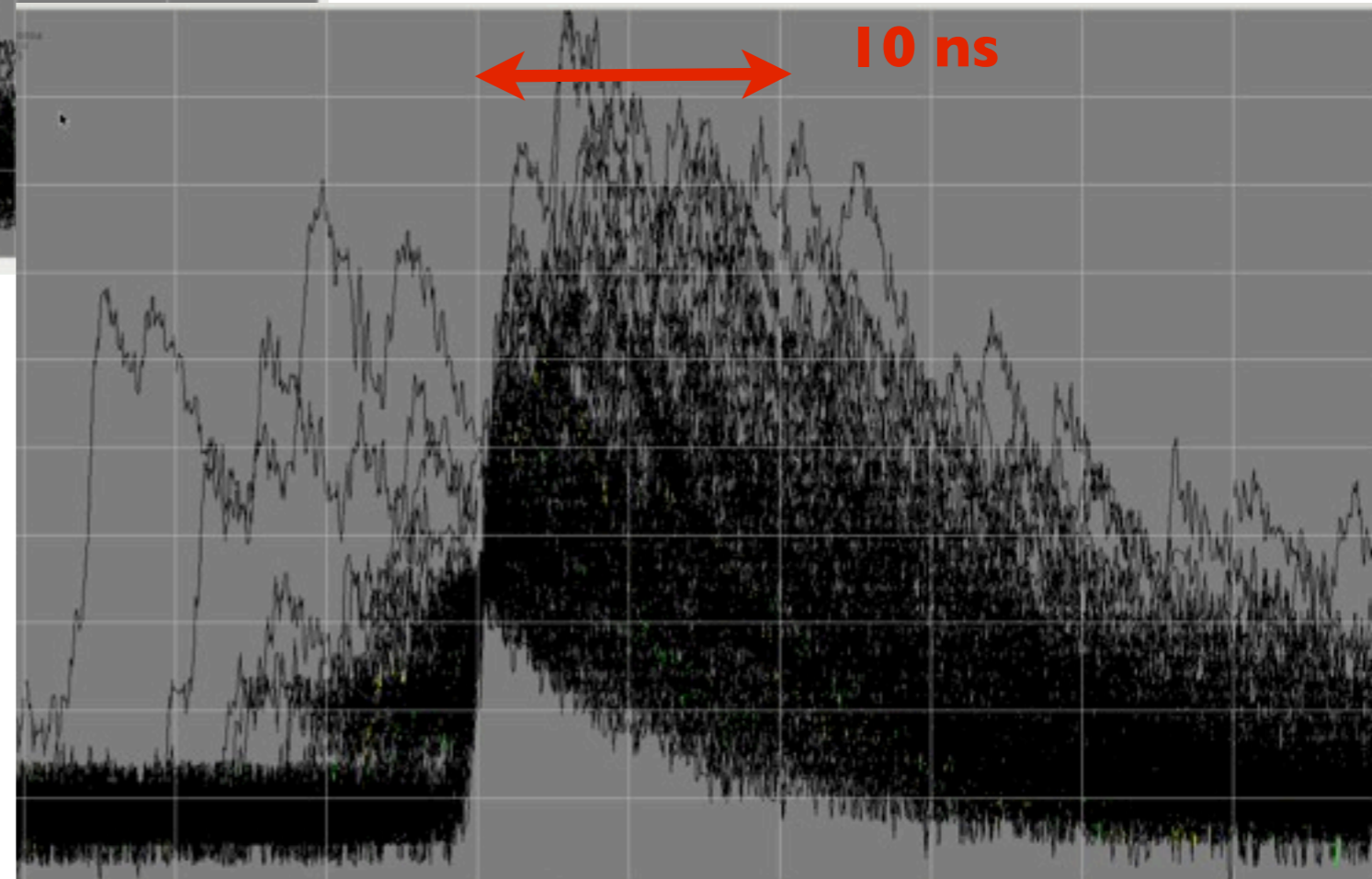
- ▶ fast peaking signal, pronounced peak
- ▶ sub-ns time resolution possible
- ▶ short integration times sufficient

Tile Response with and without Fiber



directly coupled tile

- ▶ fast peaking signal, pronounced peak
- ▶ sub-ns time resolution possible
- ▶ short integration times sufficient

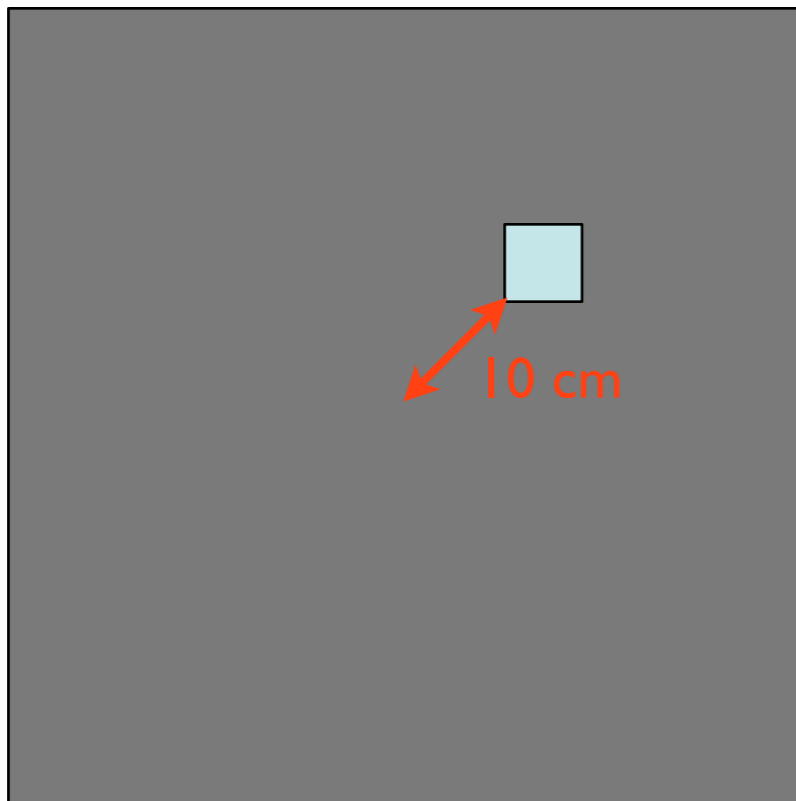


CALICE 1st generation tile:
curved WLS fiber

- ▶ broad signal peak
- ▶ reasonable time resolution possible
- ▶ longer integration time needed

Quick Simulations to Test the Idea

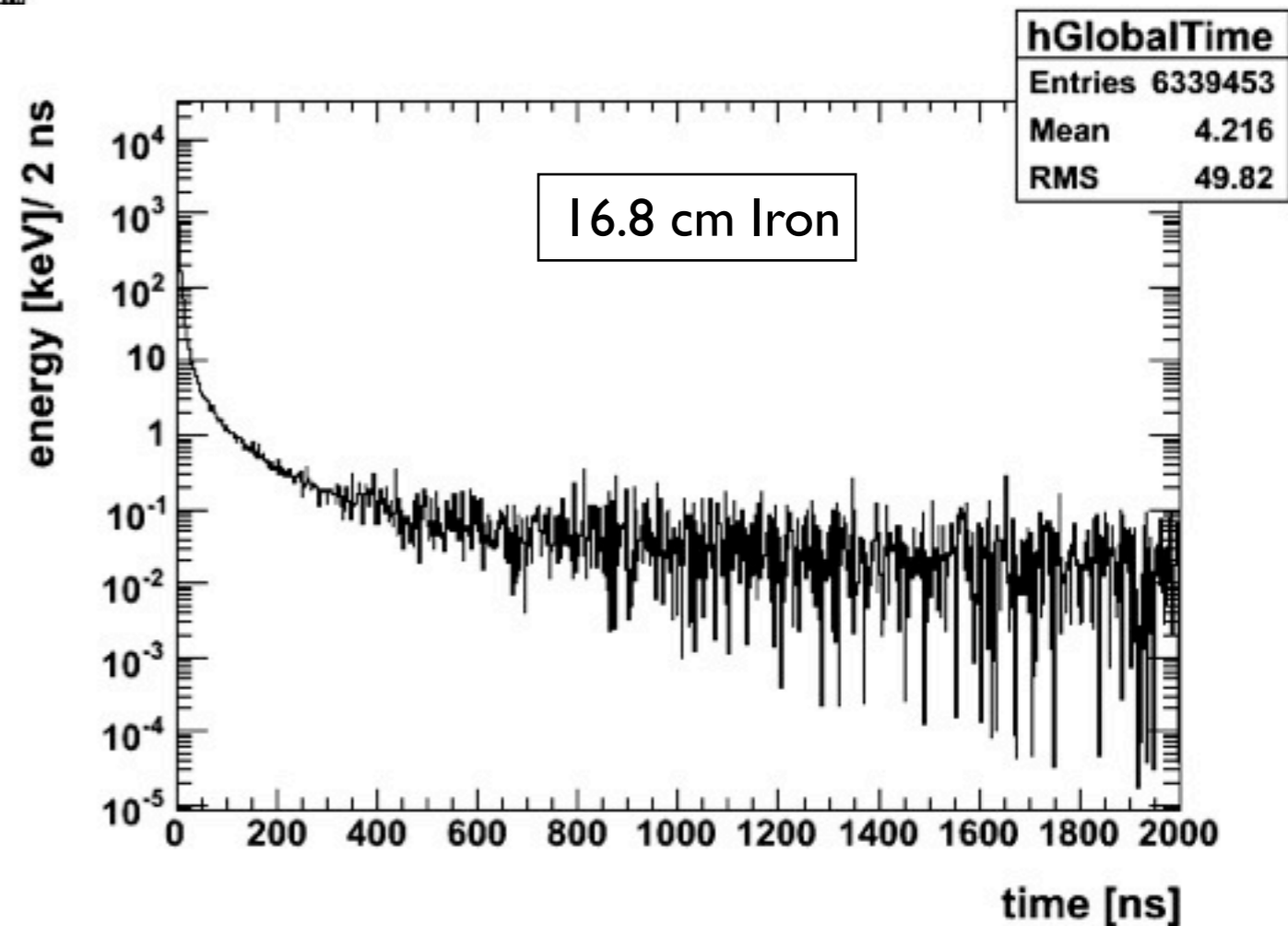
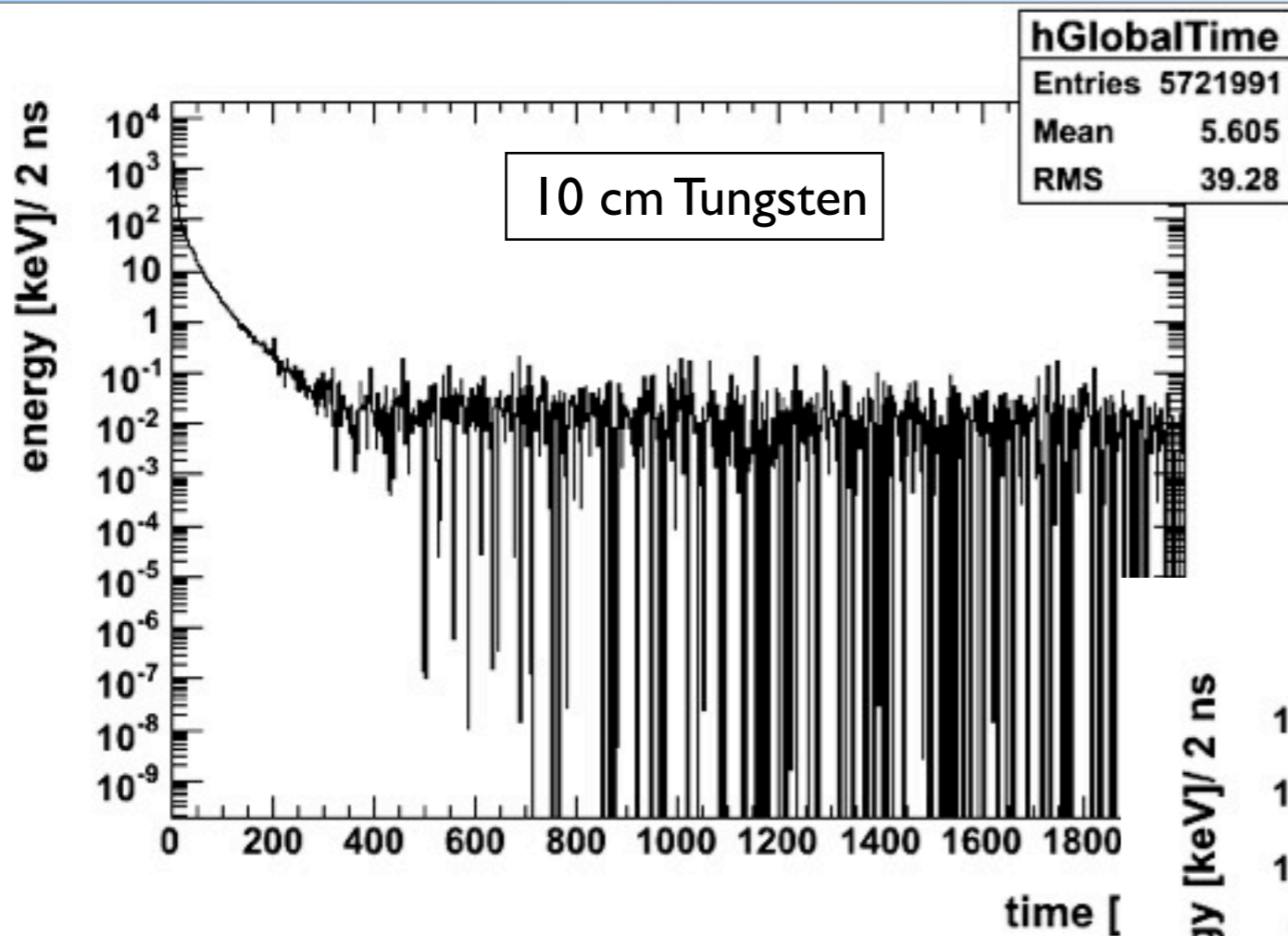
- Geant4 simulations, with 1 m² absorber of varying thickness, then 5 mm thick plastic scintillator
 - Physics List QGSP_BERT



Distributions looked at:

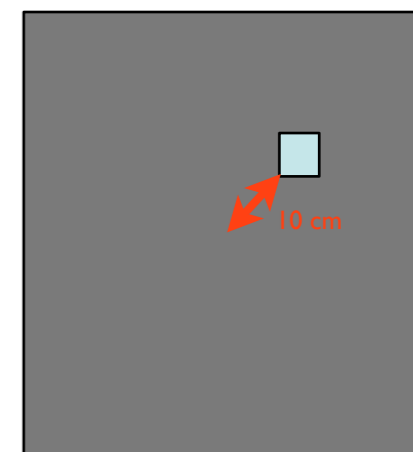
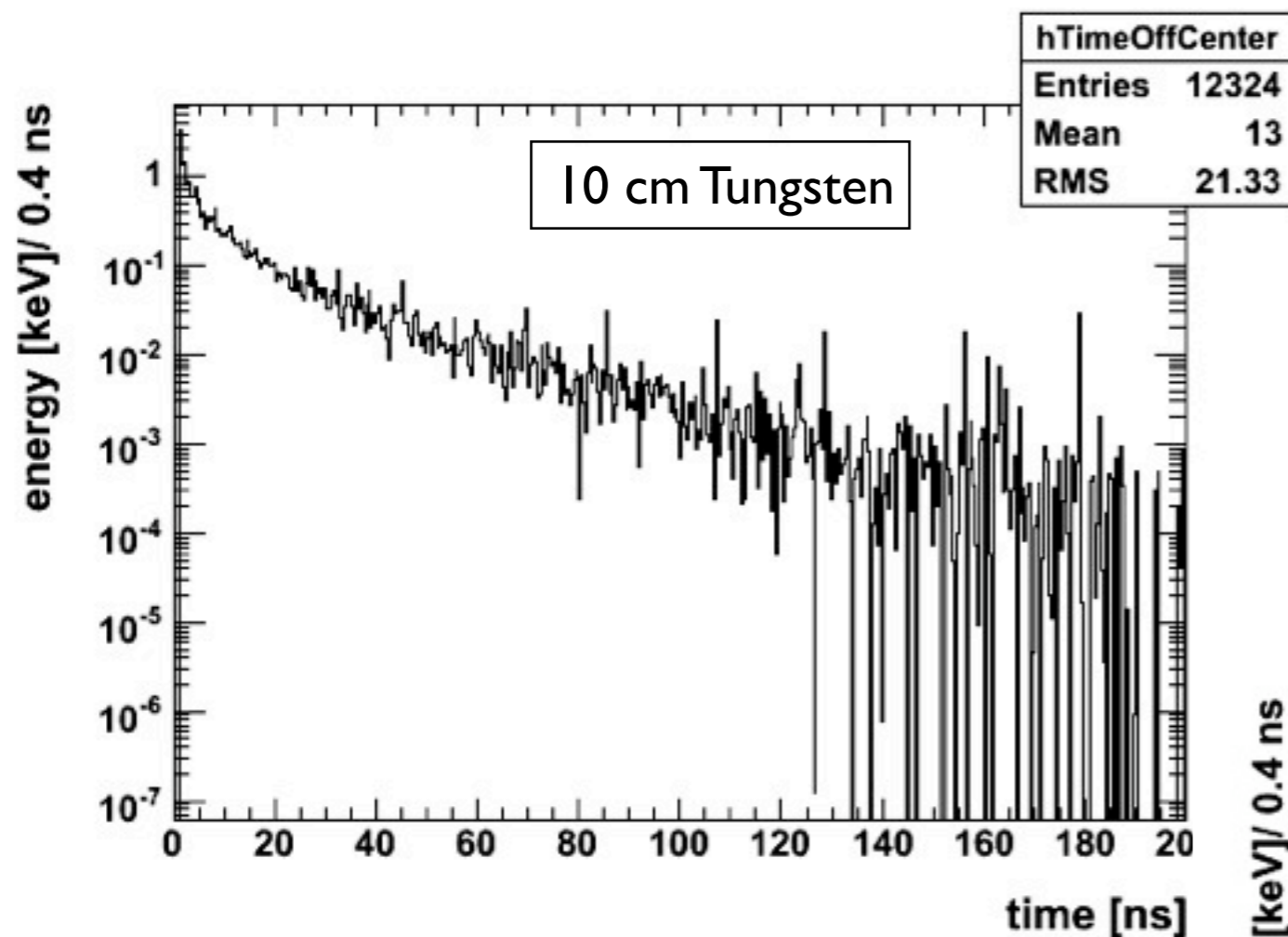
- Time distribution of the energy deposits in the whole scintillator layer integrated
- Time distribution of energy deposits in a 3x3 cm² cell 10 cm from the beam axis
- Time distribution of the first energy deposit in the off-center cell for events which have more than ~0.4 MIP in that cell

Simulation Results: Global Time Distribution

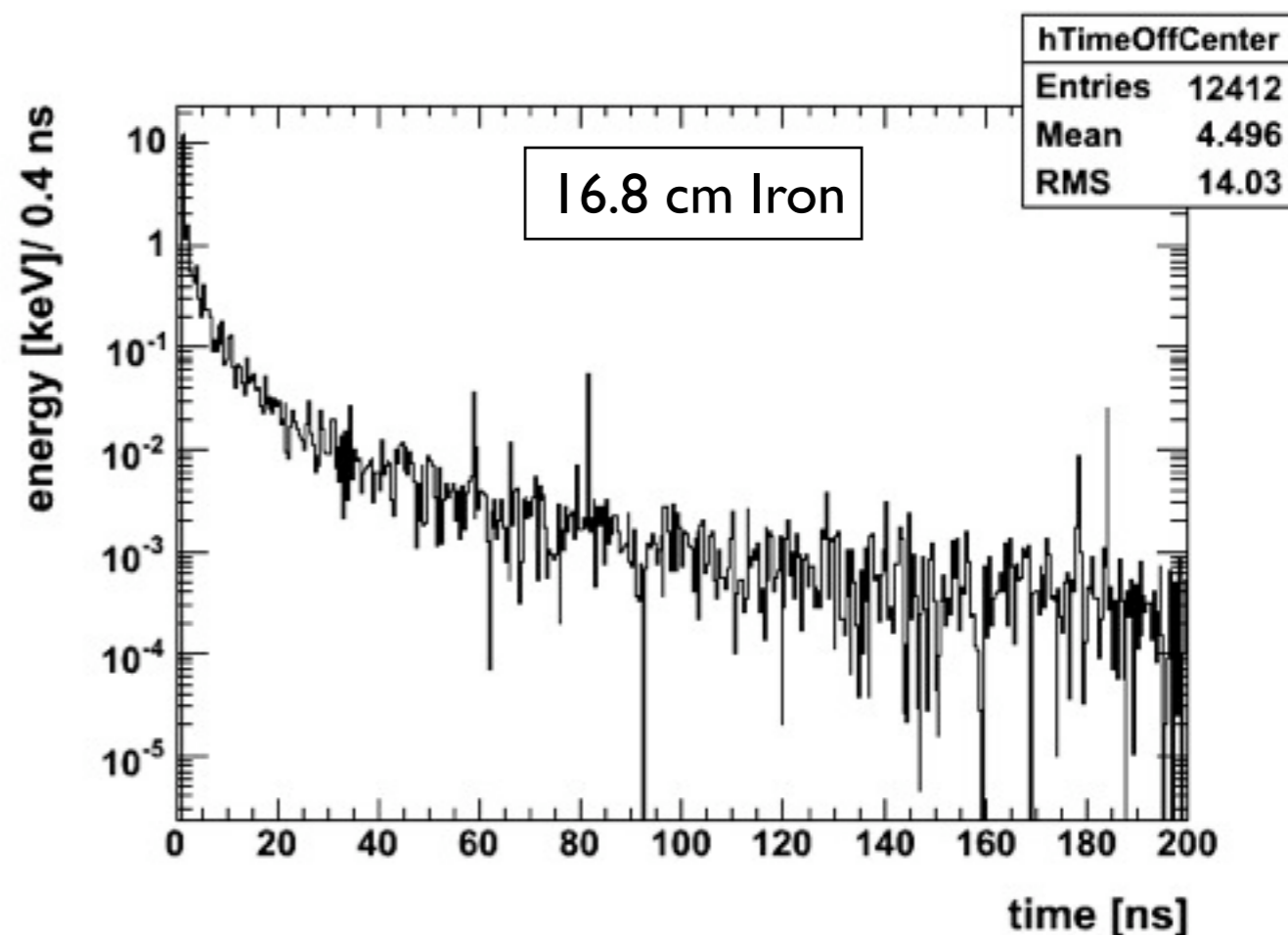


Time distribution of energy deposit in scintillator: 90% of all energy gets deposited in the first 10 ns for W (for λ of Fe this is 97%)

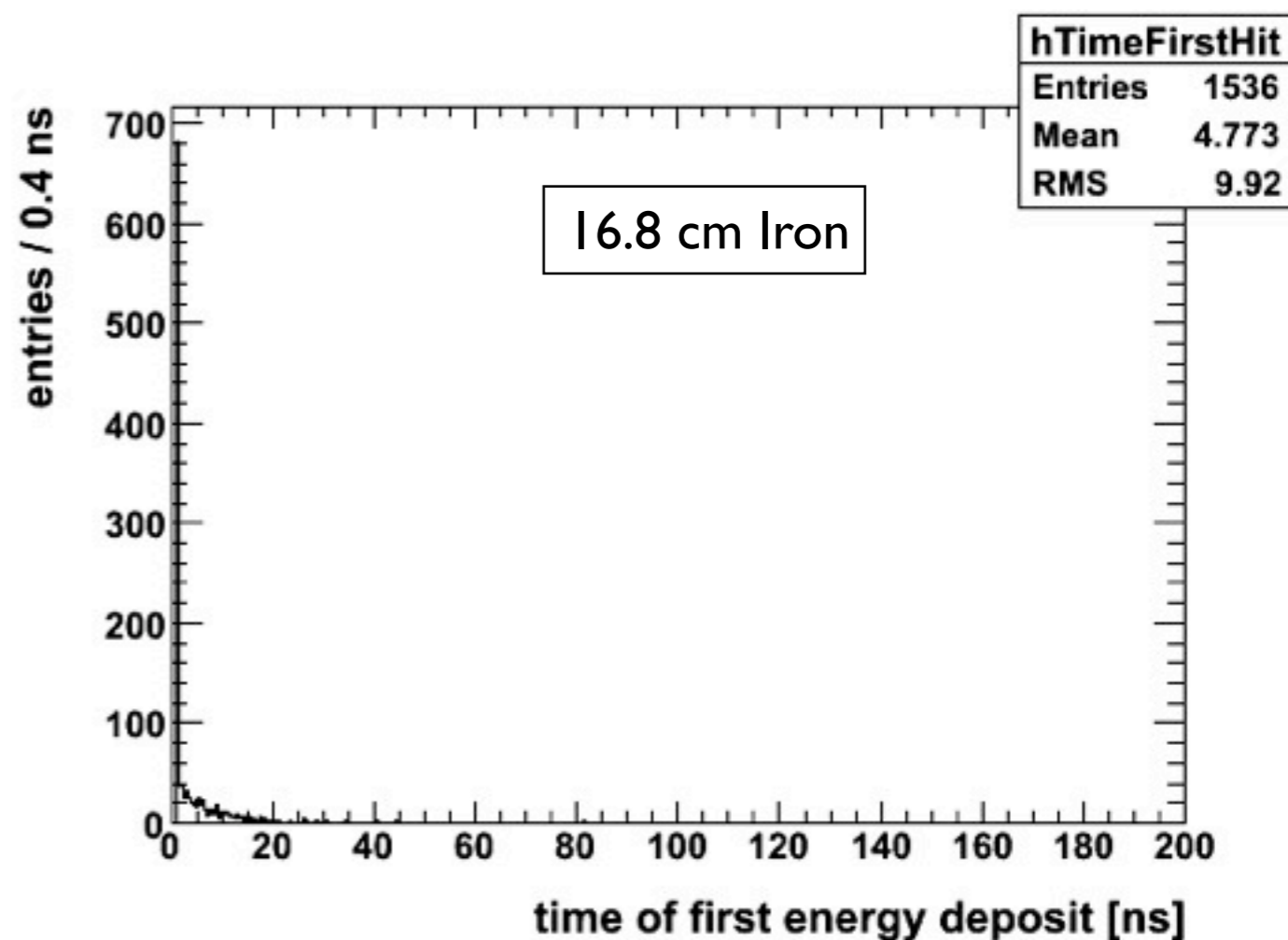
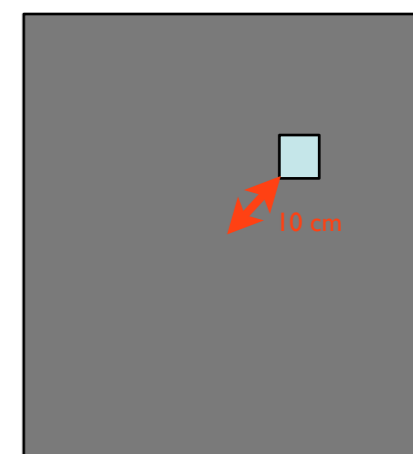
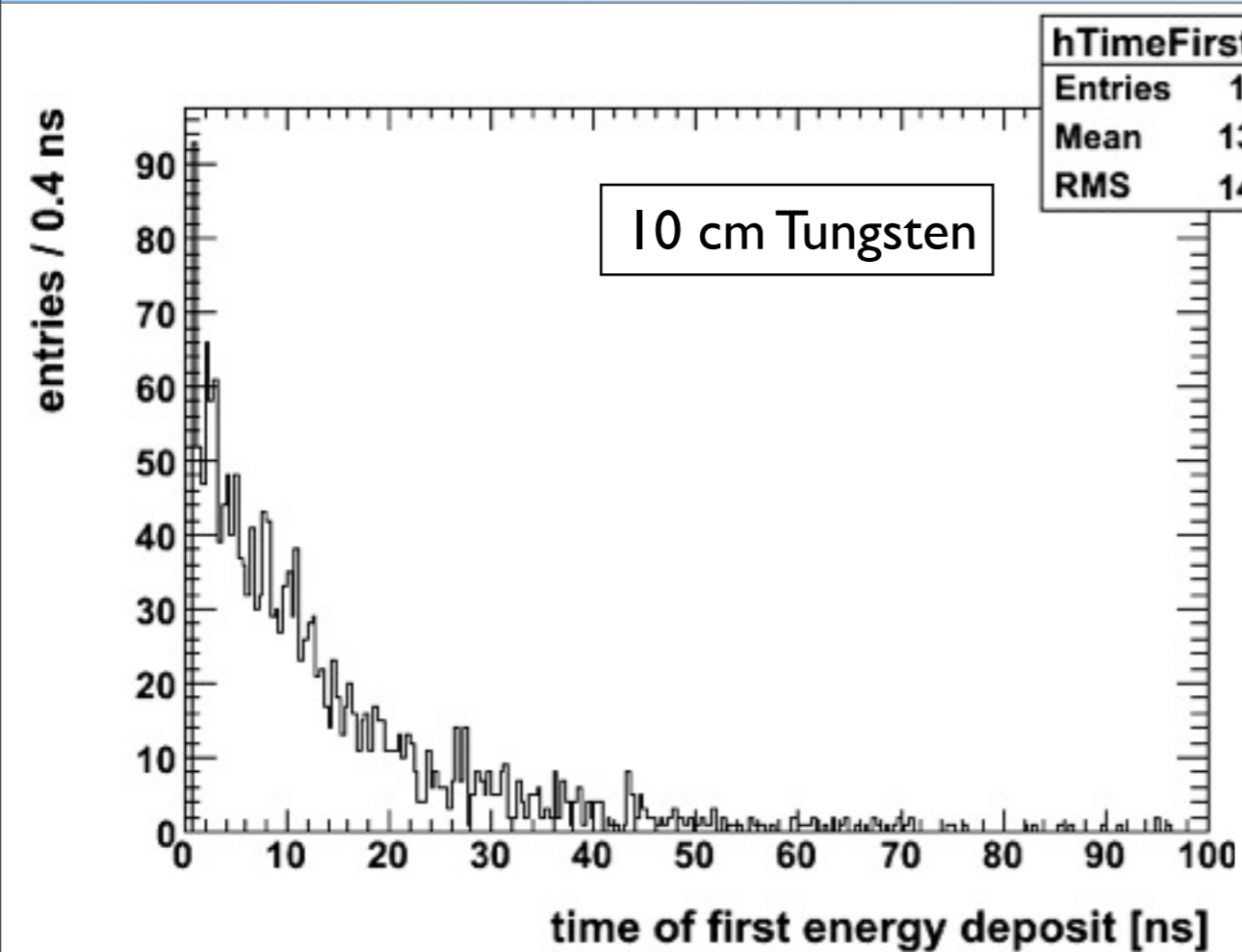
Simulation Results: Time Distribution Off-Center



Time distribution of energy deposit
in scintillator in a $3 \times 3 \text{ cm}^2$ tile
120 mm from the beam axis:
66% of all energy gets deposited in
the first 10 ns (if the cell is hit at all)
(for 1λ of Fe this is 91.5%)



Simulation Results: Time of first Hit Off-Center



Time of the first energy deposit in scintillator in a $3 \times 3 \text{ cm}^2$ tile
120 mm from the beam axis for hits that have a total of more than ~ 0.4 MIP:
52% of all hits start in the first 10 ns (if the cell is hit at all)
(for 1λ of Fe this is 86%)

The Energy and Absorber Thickness Dependence

- From 5 to 20 cm W absorber (10 GeV):
 - Total energy in the first 10 ns: 97% \Rightarrow 79%
 - First energy deposit off-center in first 10 ns: 71% \Rightarrow 46%
- From 10 to 30 GeV (10 cm W absorber):
 - Total energy in the first 10 ns: 90% \Rightarrow 94%
 - First energy deposit off-center in first 10 ns: 52% \Rightarrow 53%

The Energy and Absorber Thickness Dependence

- From 5 to 20 cm W absorber (10 GeV):
 - Total energy in the first 10 ns: 97% \Rightarrow 79%
 - First energy deposit off-center in first 10 ns: 71% \Rightarrow 46%
- From 10 to 30 GeV (10 cm W absorber):
 - Total energy in the first 10 ns: 90% \Rightarrow 94%
 - First energy deposit off-center in first 10 ns: 52% \Rightarrow 53%

Precise beam Energy not very important! Experiment can be performed parasitically with other CALICE test beams.

Required statistics reasonably modest, max event rate needs to be investigated

\Rightarrow The plan: Measure with first W prototype test in November

Summary

- CLIC has extremely high bunch crossing rates (2 GHz) and considerable hadronic background from $\gamma\gamma$ interactions
 - Time stamping of signals is crucial for background rejection
- Simulations for Tungsten have very large uncertainties: Needs to be improved by test beams
 - Timing is definitely a crucial open issue
- With a simple beam test, some valuable information can already be gained about the time structure of hadronic showers in Tungsten
- A full study requires a completely instrumented W HCAL with time-resolving readout

Summary

- CLIC has extremely high bunch crossing rates (2 GHz) and considerable hadronic background from $\gamma\gamma$ interactions
 - Time stamping of signals is crucial for background rejection
- Simulations for Tungsten have very large uncertainties: Needs to be improved by test beams
 - Timing is definitely a crucial open issue
- With a simple beam test, some valuable information can already be gained about the time structure of hadronic showers in Tungsten
- A full study requires a completely instrumented W HCAL with time-resolving readout

Let's see how well a first small test goes, then decide if this is worth expanding
(also measuring steel, more absorber thicknesses,...)