

# First test-beam experience with the CALICE tungsten A-HCAL prototype

## ALCPG Workshop

19.-23. March 2011

Eugene, Oregon



Dominik Dannheim (CERN),  
Angela Lucaci-Timoce (CERN)  
on behalf of the CALICE collaboration

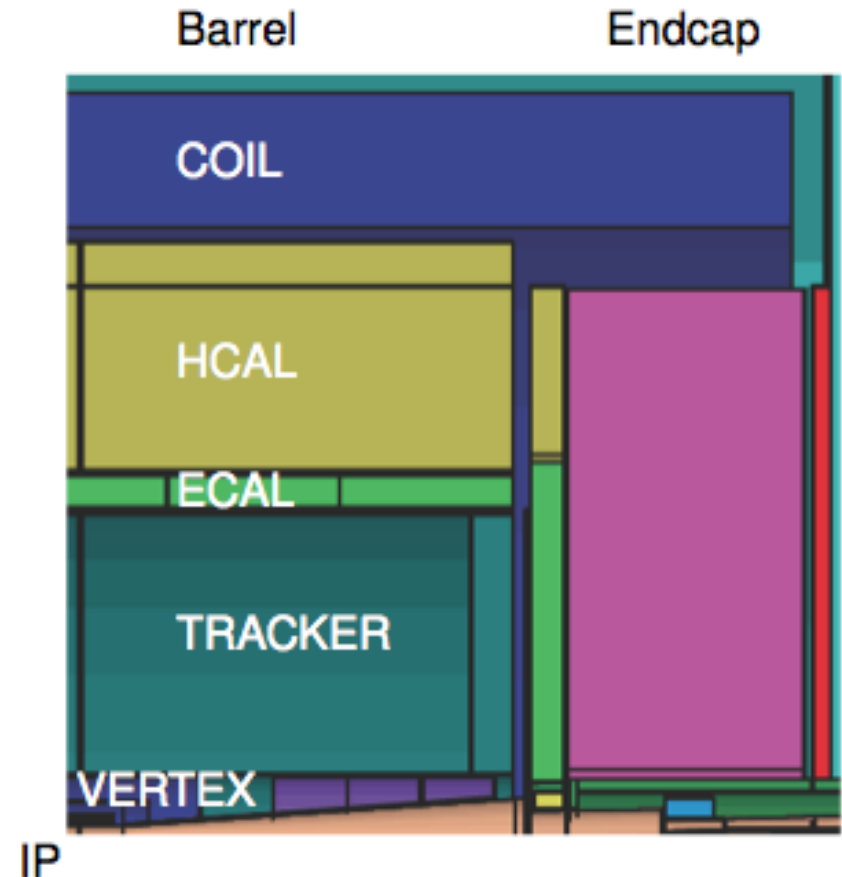


# Outline

- Tungsten for hadronic calorimetry
- W-AHCAL test-beam setup
- Calibration and particle identification
- Data quality assessment

# Hadronic calorimetry at 3 TeV

- Resolution of hadronic calorimetry driven by:
  - Intrinsic resolution
  - **Leakage** (number of  $\lambda_i$ )
- To maximize number of  $\lambda_i$ :
  - Increased depth
  - Denser absorber
- Depth severely constraint by:
  - Feasible coil size for large B-field
  - Size of tracker needed for good momentum resolution



→ CALICE investigates **dense absorbers** for hadronic calorimetry

# Simulation results at 3 TeV

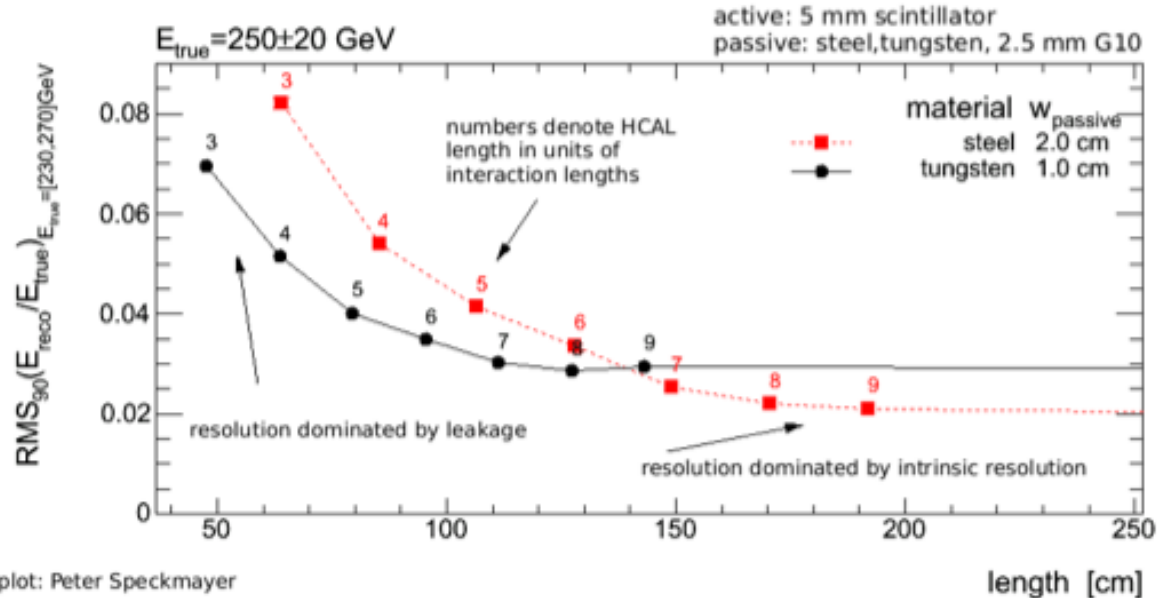
- Shorter HCal leads to:
  - more leakage
  - worse resolution

• Flat region reached at smaller depth for **tungsten** than for **steel** absorber

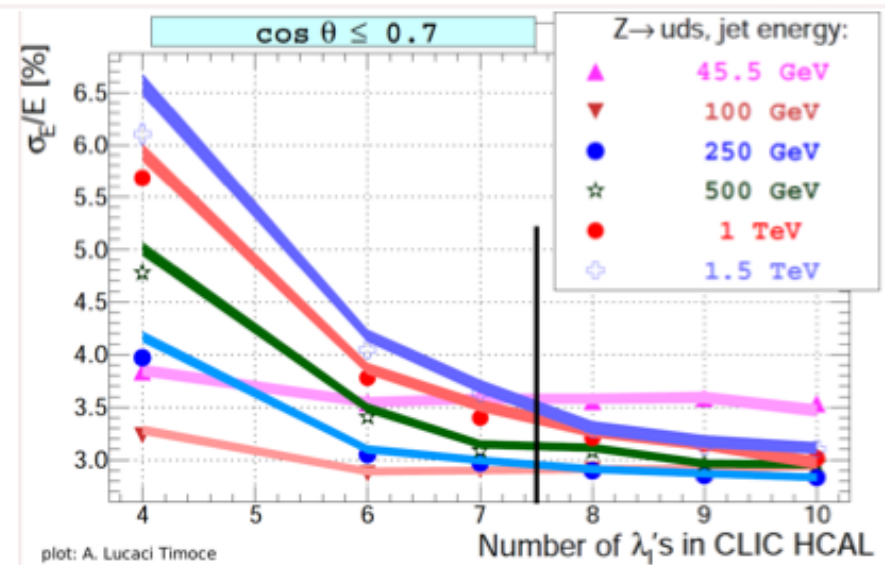
- For  $E_{\text{jet}} < 50$  GeV: resolution constant, dominated by intrinsic resolution
- For  $E_{\text{jet}} > 100$  GeV: leakage dominates resolution

→ Aim for HCAL depth of  $7.5 \lambda_i$  (+1  $\lambda_i$  from ECAL)

Energy resolution for single  $\pi$ , reconstr. with neural network:



plot: Peter Speckmayer



plot: A. Lucaci Timoce

# Tungsten as absorber material

- Expected benefits of tungsten absorber vs. iron:
  - $\lambda_i(\text{W}) = 10 \text{ cm}$ ;  $\lambda_i(\text{Fe}) = 17 \text{ cm}$
  - Less leakage for same depth → more showers contained
  - Smaller shower diameter → better separation
- However: little experience with tungsten for hadronic calorimetry
  - So far: tungsten used for EM calorimetry ( $\sim 1 \lambda_i$ )
  - No experience with tungsten in HCALs ( $4-9 \lambda_i$ )
  - Simulation of hadronic showers in tungsten not validated
    - No data/MC comparisons
    - In particular: no validation with high granularity
    - Low-energy spallation neutrons increased, less ionization
      - Late component of shower more important, making time stamping more challenging
- Goal of CALICE test-beam program with tungsten absorber:
  - Validate particle-flow based calorimetry for CLIC conditions
  - Help to improve/validate Geant-4 simulation models

# W-AHCAL prototype

- **Tungsten Absorber:**

- 30 plates of 10 mm thickness  
1 x 1 m<sup>2</sup> surface

- **Active material:**


- **Scintillator** tiles of  
3 x 3 cm<sup>2</sup> (center) and  
6 x 6 cm<sup>2</sup> (edges)

- Total depth incl. supports:  $\sim 3.8 \lambda_i$

- **Readout:**

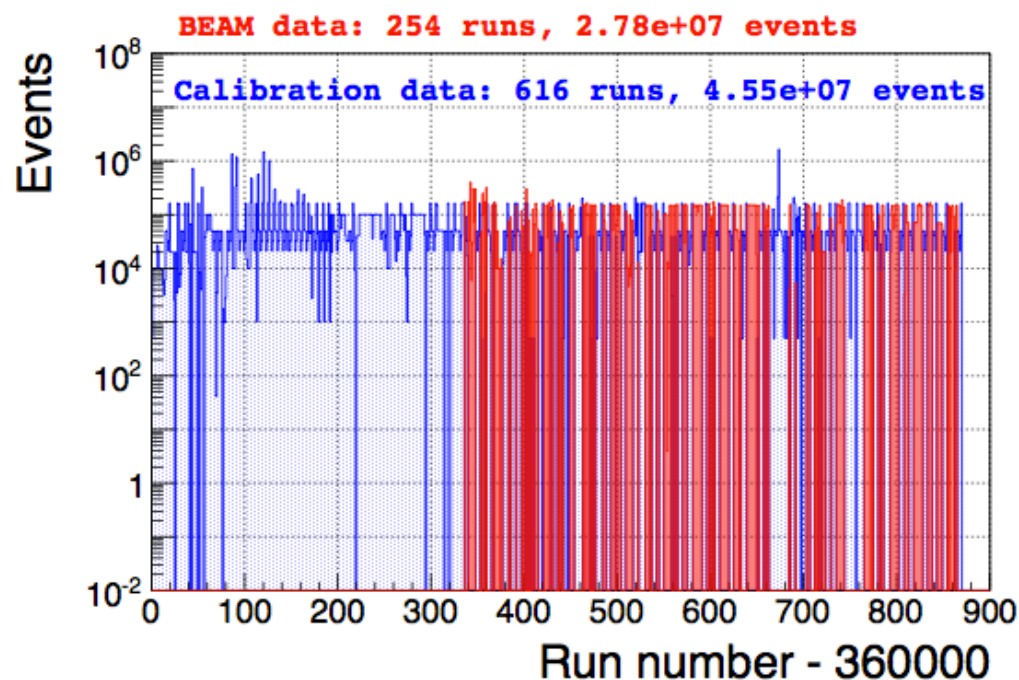
- Light collection via WLS fibres,  
readout with **multi-pixel SiPMs**
- **MICROMEGAS** in last readout layer
- **T3B** high-precision timing meas.  
behind last readout layer  
(cf. talk by F. Simon tomorrow)

→ will concentrate on SiPM readout  
in the following



# Test beam at CERN-PS

- Several weeks of low-intensity  $\mu$  runs in T7, to obtain MIP calibration
- 19 days of beam time in T9 area of CERN-PS
  - Typically 2-3 spills / 45 s, 24-33 Hz DAQ rate
  - 28 million events in total:  
 $e^+$ ,  $\mu^+$ ,  $\pi^+$ ,  $p^+$  from 1 to 10 GeV in steps of 1 GeV



Particle Mix in T9			
p(GeV/c)	$e^+$ [%]	$\pi^+$ [%]	p [%]
2	55	30	15
3	30	50	20
4	15	60	25
5	10	60	30
6	5	55	40
7	5	50	45
8	0	45	55
9	0	40	60
10	0	40	60


# Test beam setup

HCAL

DAQ


Cherenkov B

Cherenkov A



Beam

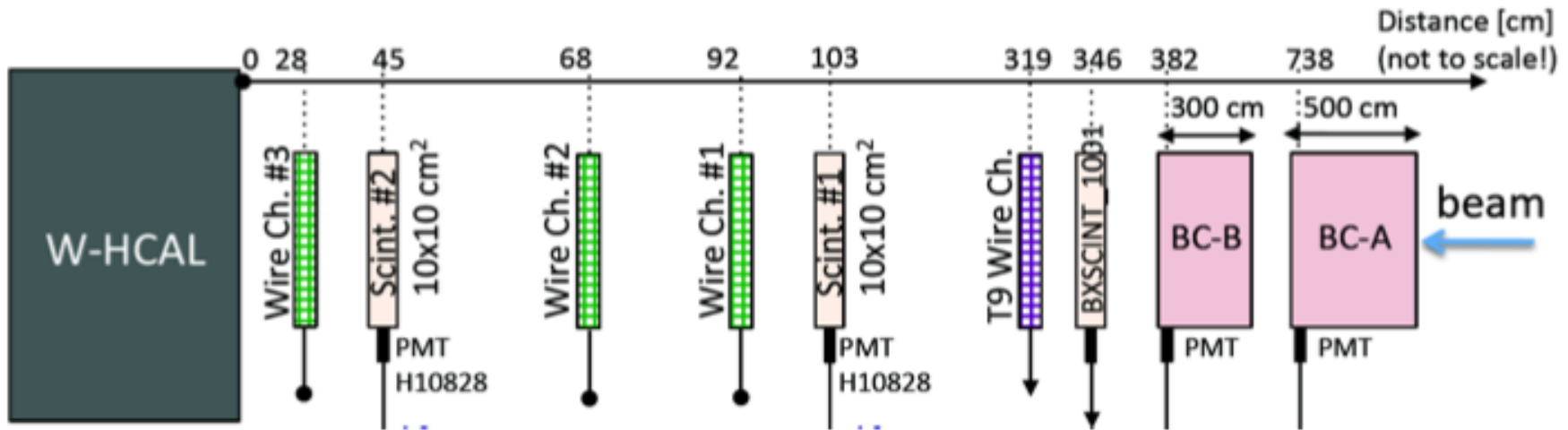
2 Scintillators



3 Wire Chambers



# Beam instrumentation

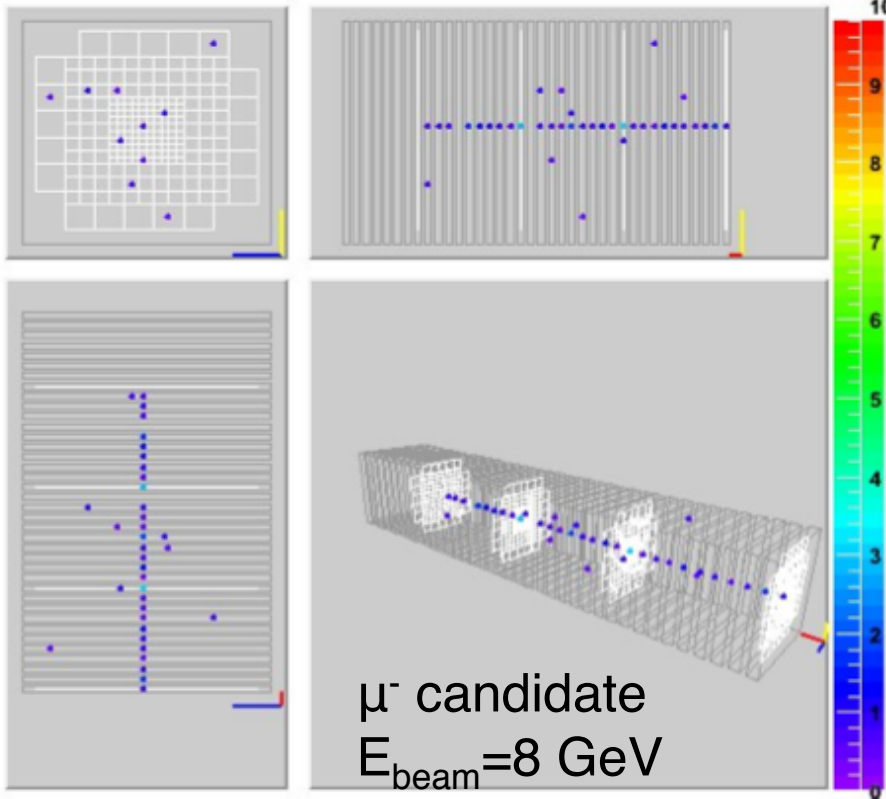


- Trigger:
  - Coincidence of 2 scintillators + PMT in front of W-AHCAL
- Tracking:
  - 3 delay-line wire chambers with x/y planes in front of W-AHCAL
  - Resolution of predicted impact point on W-AHCAL surface  $\sim 0.5$  mm
- Particle ID:
  - 2 Cherenkov counters filled with CO<sub>2</sub> at  $\sim 0 < p_{\text{abs}} < 3$  bar
  - PMT+Scintillator+Discriminator  $\rightarrow$  Cherenkov bit: on/off
  - Used [offline](#) to separate electrons, muons, pions, protons

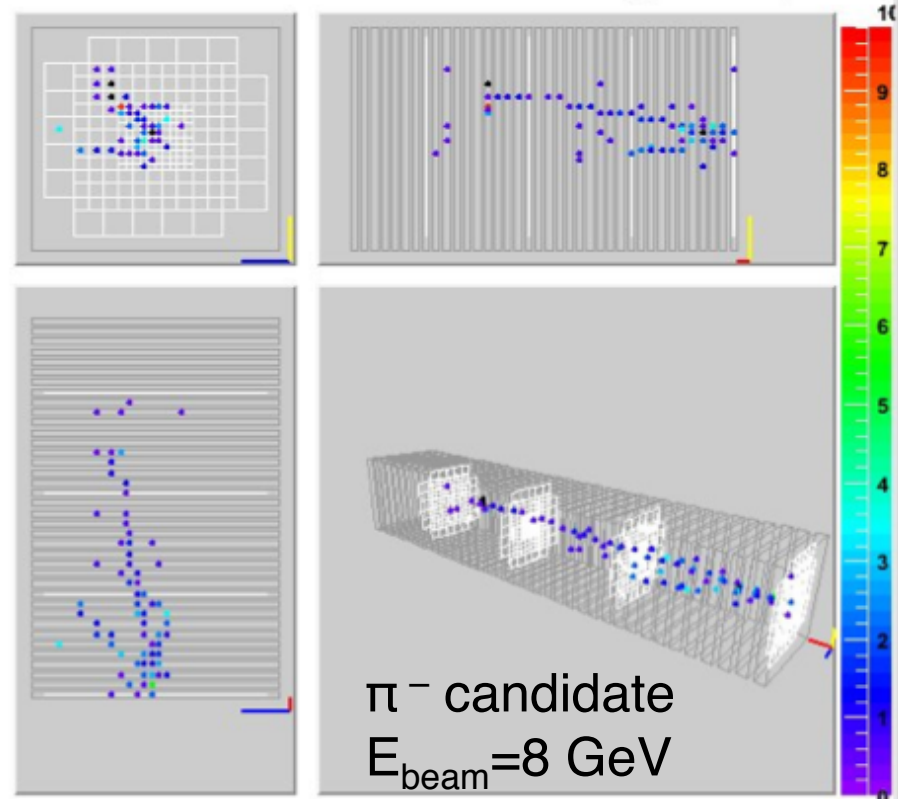
# Event displays

- Online reconstruction of events using calibration from 2007
- (layers 31-38 missing in 2010 setup)

Run 360340:0 Event 59950  
Time: 22:38:58:598:100 Thu Nov 4 2010  
Hits: 37 Energy: 36.9292 mips



Run 360340:0 Event 56040  
Time: 22:37:28:172:715 Thu Nov 4 2010  
Hits: 80 Energy: 180.314 mips



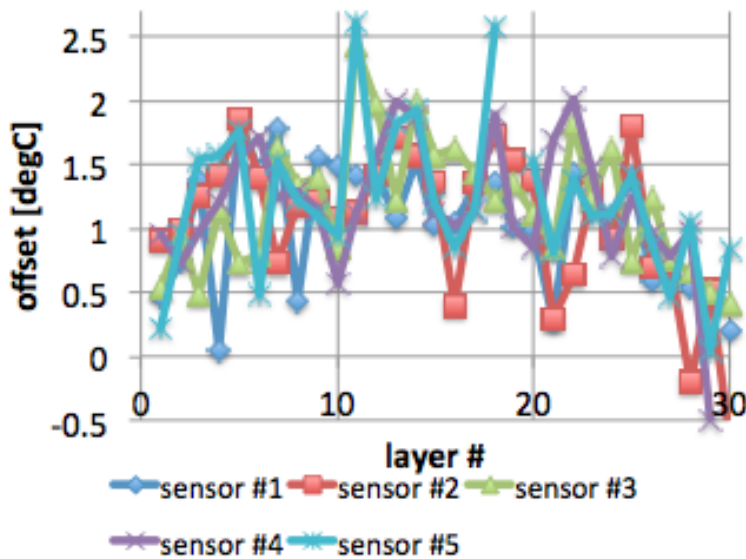
# Calibration procedure

- **Dead/noisy channels**
  - Dead/noisy channels monitored during data taking
  - Number of problematic channels  $\sim$ constant
  - Flagging for offline analysis handled by new software package
- **Temperature monitoring/correction**
  - See following slides
- **Gain calibration**
  - See following slides
- **Intercalibration**
  - Ratio of readout response between physics+calibration mode
  - Probed with LED runs
  - Good agreement with previous calibration (FNAL 2008)
- **MIP calibration**
  - See following slides

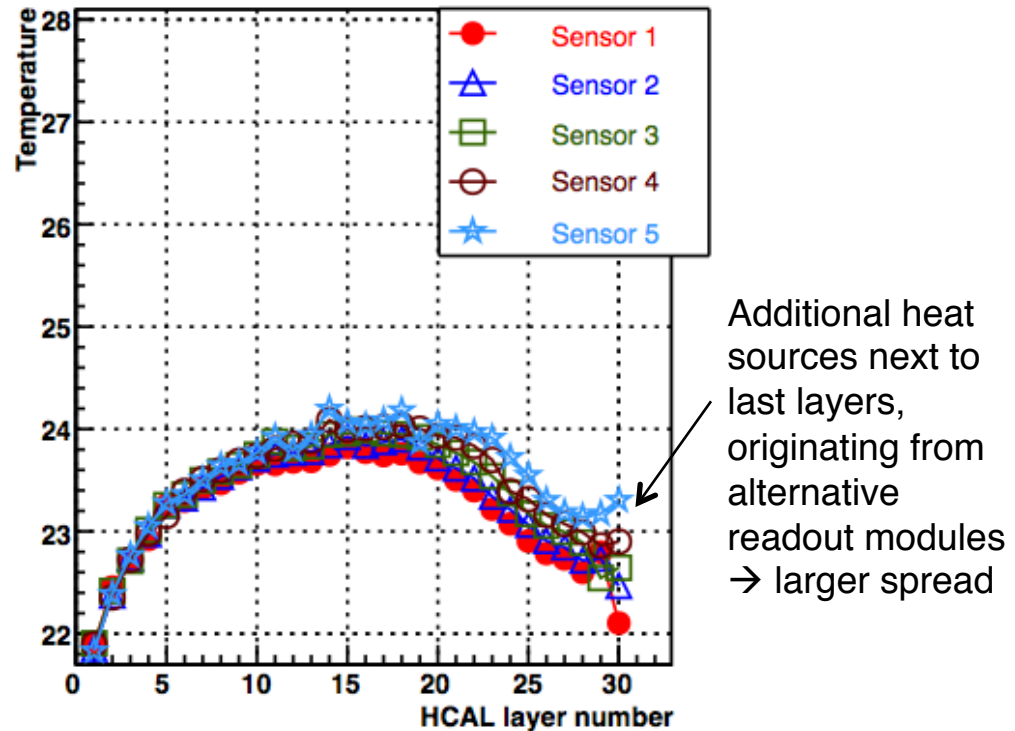
# Temperature monitoring

- SiPM properties depend on ambient temperature:
  - Gain decreases with 1.7% / K
  - Breakdown voltage increases with 65 mV / K
  - Response decreases with 3.7% / K
- Continuous temperature monitoring with 5 sensors per readout plane
- Corrections for gain/response are applied offline during calibration procedure

Calibration offsets for temp. sensors:

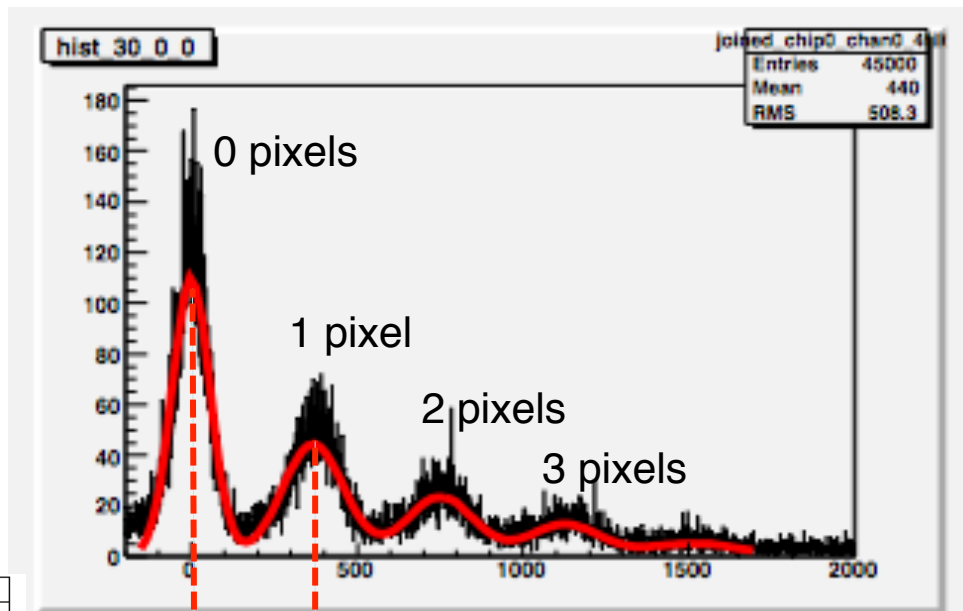


Temperature profile during run:



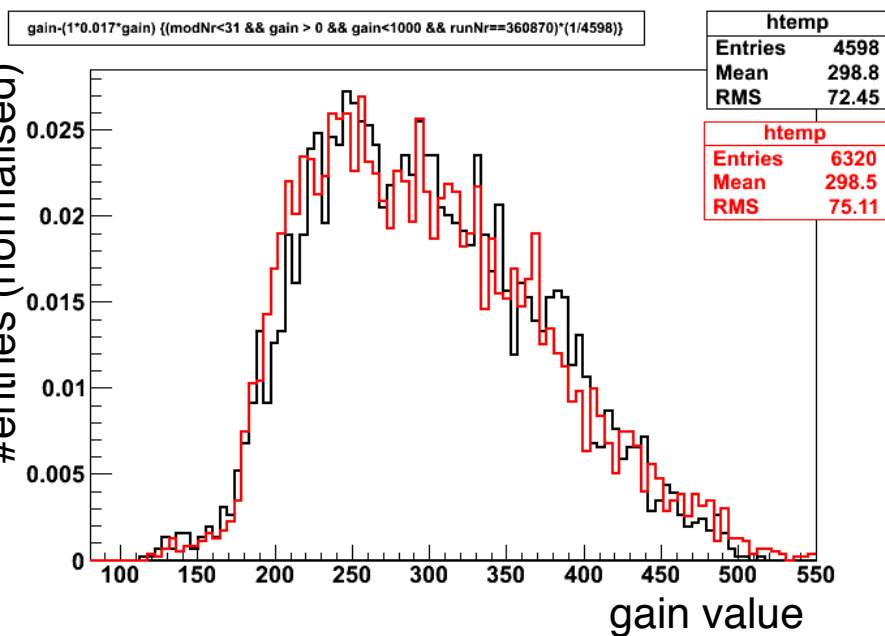
# Gain calibration

- **Gains** (ADC counts per pixel) obtained from periodic low-intensity LED-pulsar calibration runs during data taking
- Efficiency for extracting gain constants is used for data-quality monitoring



**Gain** = ADC counts per SiPM pixel  
(modulo correction for difference between calibration and physics readout mode)

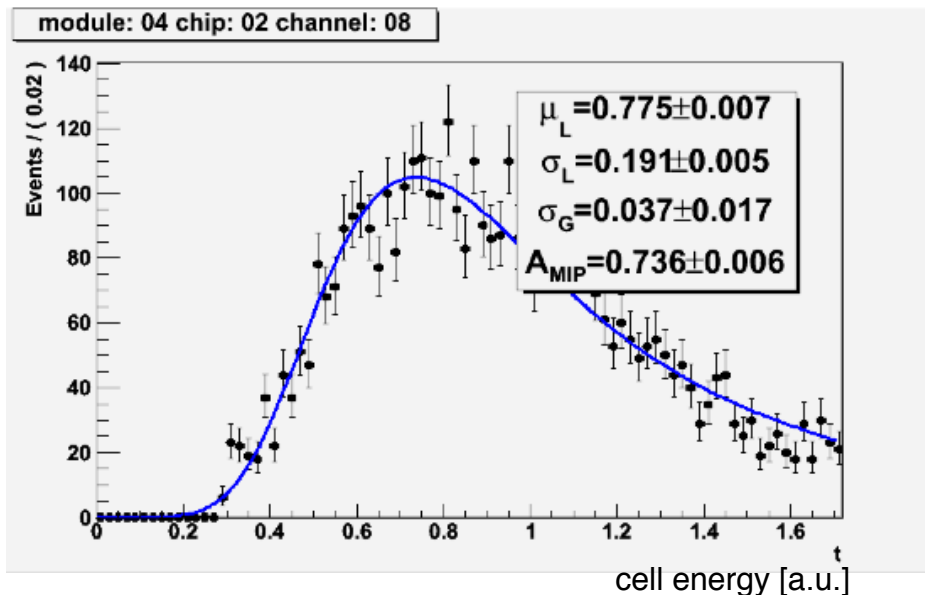
Good agreement between gains for FNAL 2008 data (red) and gains for CERN 2010 data (black) (after preliminary temperature correction)



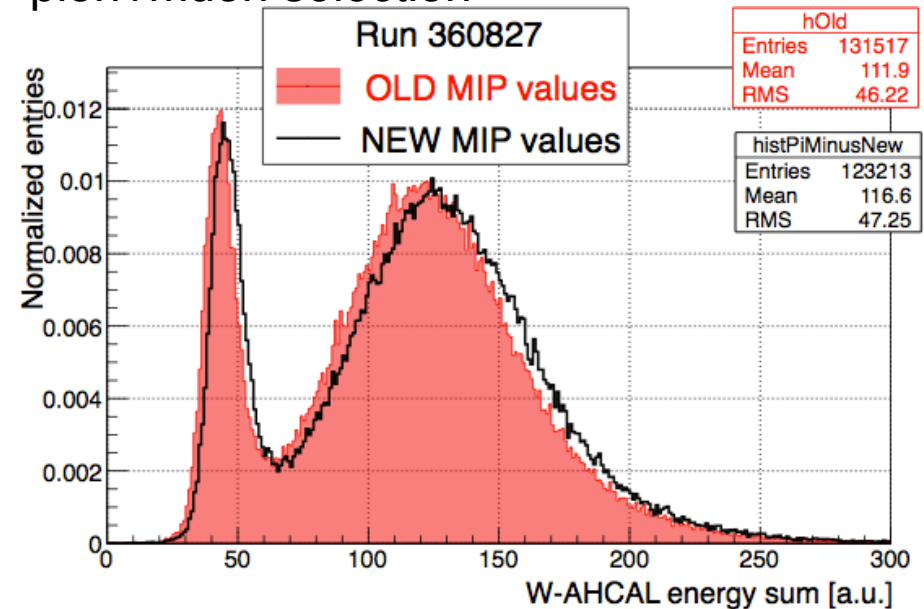
# MIP calibration

- **ADC-to-MIP** calibration performed with long low-intensity  $\mu$  runs
- Fit ADC distributions per channel with Gauss+Landau
- MPV of Landau gives MIP value for corresponding channel (at reference temperature given by the average temperature of the corresponding runs)

Example of MIP fit for one channel:



Comparison old / new MIP calibration:  
Energy response for -5 GeV run with  
pion+muon selection



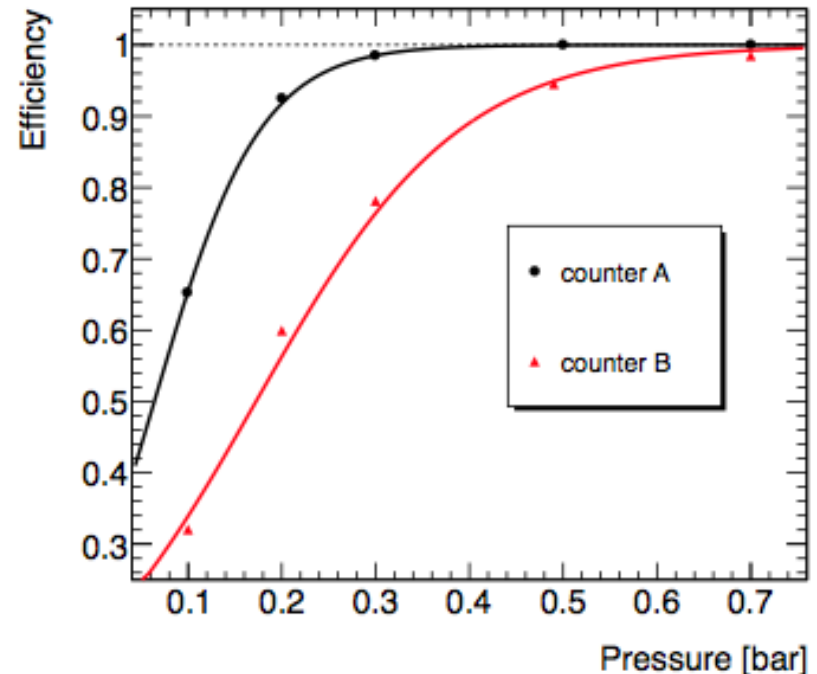
# Particle-ID using Cherenkov counters

- Use Cherenkov counters **offline** to select / veto various types of particles
- Becomes **difficult at low energy** (limited by  $p_{\max}=3.0$  bar)

Momentum (GeV/c)	Cherenkov threshold (atm)				
	electron	muon	pion	kaon	proton
1.00	0.0004	13.23	23.02	348.82	880.9
2.00	0.0001	3.31	5.78	76.13	248.1
3.00	0.0000	1.47	2.57	33.06	113.3
4.00	0.0000	0.83	1.45	18.45	64.4
5.00	0.0000	0.53	0.93	11.76	41.4
6.00	0.0000	0.37	0.64	8.15	28.8
7.00	0.0000	0.27	0.47	5.98	21.2
8.00	0.0000	0.21	0.36	4.58	16.3
9.00	0.0000	0.16	0.29	3.61	12.9
10.00	0.0000	0.13	0.23	2.93	10.4

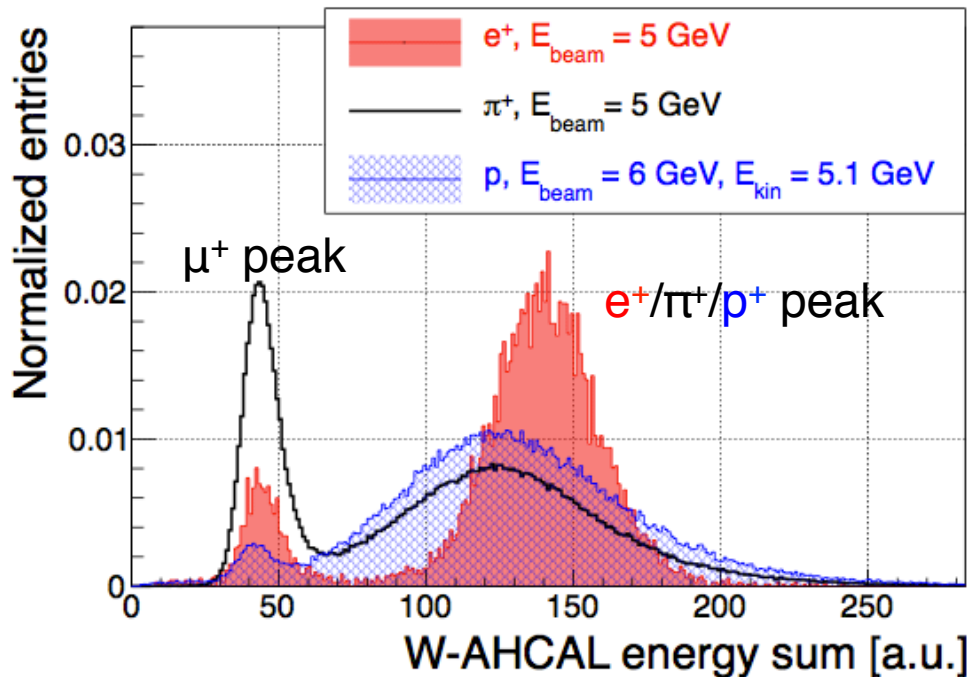
- **Efficiency** of Cherenkov selection limited by discrimination threshold of PMT readout
- Pion **purity** limited by in-flight pion decays
- **Optimized pressure settings** for each energy point, to allow for selecting exclusive sample of sufficient size

Electron efficiency (tag and probe):

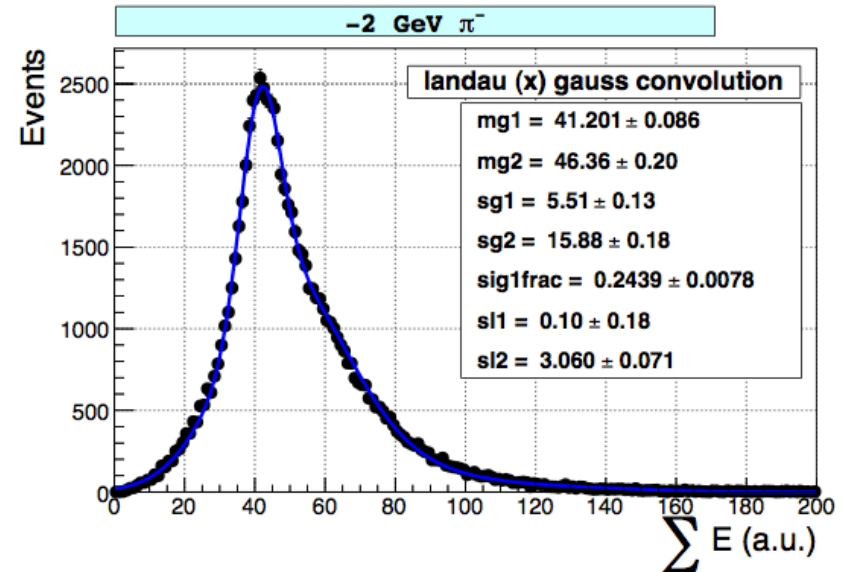


# Response to $e$ , $\mu$ , $\pi$ , $p$

- Use CERN 2007 (Fe) calibration for now, to study global quantities (e.g. total energy sum and resolution)
- Obtain particle types per event from Cherenkov counters
- $\mu$  contamination at all energies, as expected from in-flight  $\pi$  decays and Cherenkov cross-efficiencies
- $\mu$  separation difficult for low energies, where  $e$ ,  $\pi$ ,  $p$  also look like MIPs
- However: at low energies combined fits still allow to obtain individual mean and sigmas from the inclusive selections

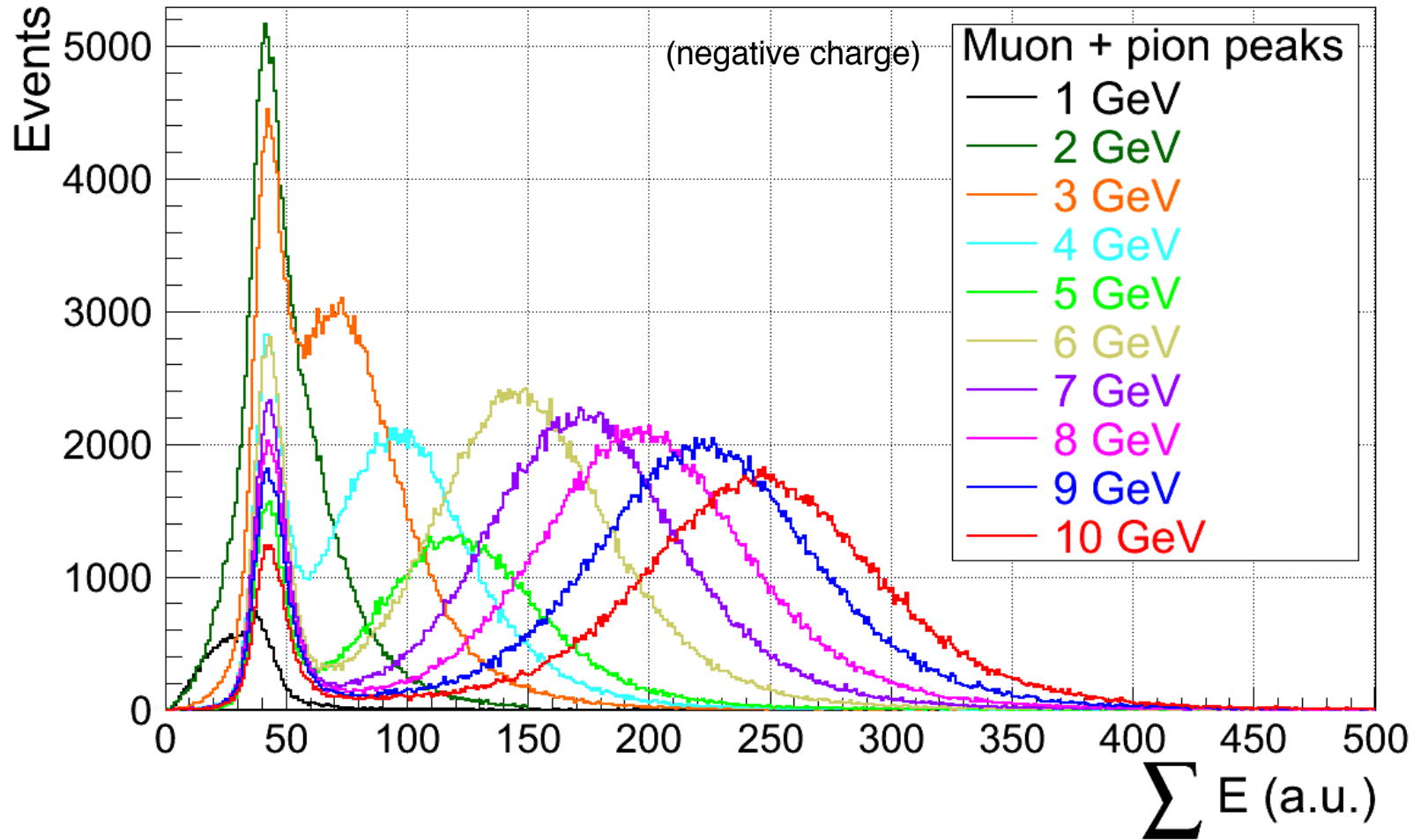


- $\mu+\pi$  peak at -2 GeV:





# $\mu$ and $\pi$ response at different energies



- Preliminary studies with fits indicate:
  - EM resolution slightly worse than for Fe (lower sampling fraction for X0)
  - Hadronic resolution similar to Fe
  - $e/\pi$  stable vs. energy

# Summary/Conclusions

- Successful first W-AHCAL test beam at CERN PS
- 28 million events collected: e,  $\mu$ ,  $\pi$ , p from 1 to 10 GeV
- Calibration and data-quality studies show satisfactory results
- Final calibration and simulation in progress

## Outlook

- 2 test beam campaigns planned in 2011 at CERN SPS (H8):
  - Hadrons, electrons and muons from 9 to 350 GeV
  - 1<sup>st</sup> period: will add **8 additional tungsten layers**
  - 2<sup>nd</sup> period: will add also **tail catcher**

# Backup slides

# Simulation

- Geant-4 simulation for AHCAL setup implemented in Mokka framework
- Comparison of data with different Geant-4 physics lists ongoing
- Expect differences for shower shapes and timing between:
  - QGSP\_BERT → high neutron content
  - QGSP\_BERT\_HP → in addition: high precision neutron tracking

