



EUDET

Report on Management & Summary to Transnational Access

Felix Sefkow

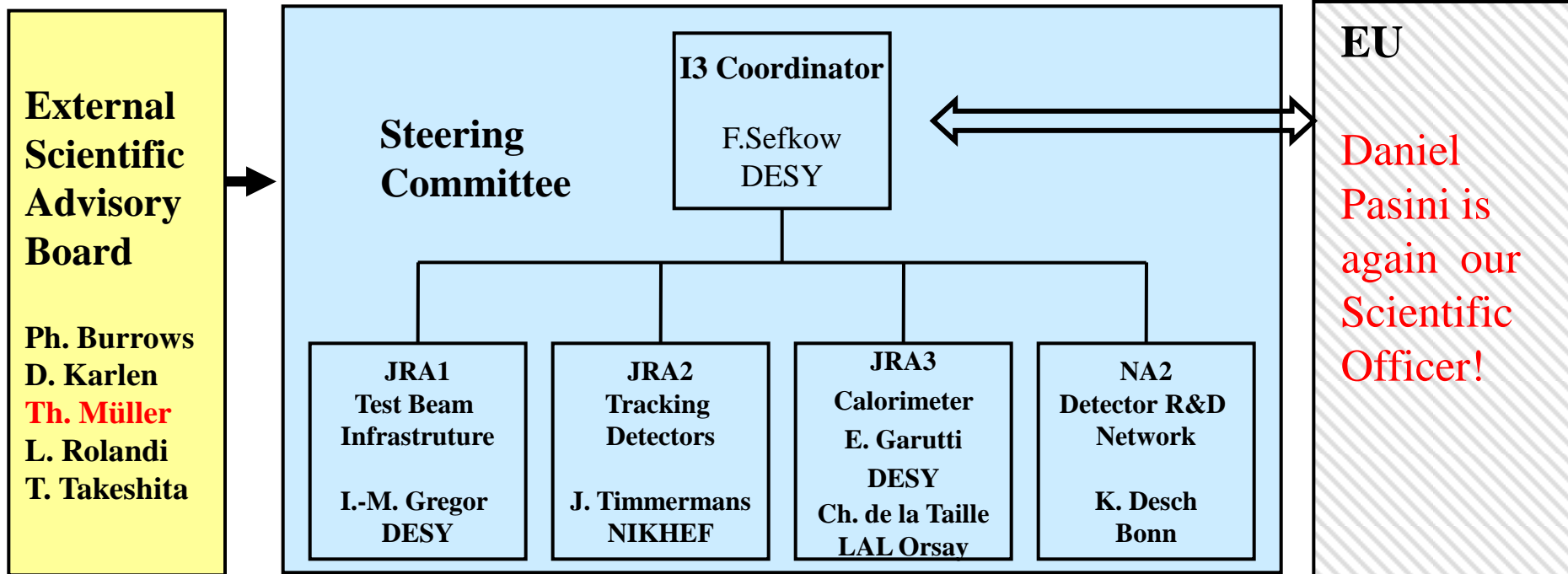
Extended Steering Committee Meeting

August 31, 2010

Outline:

- **Management Summary 2010**
- **Annual Report 2009**
- **Installment 2010**
- **TA financial summary**
- **Preparation Annual Meeting 2010**
- **Final Annual Report**

EUDET Management



European members form
Selection Board for TA

In 2010 there are almost no modifications in the EUDET Management structure.



Steering Committee

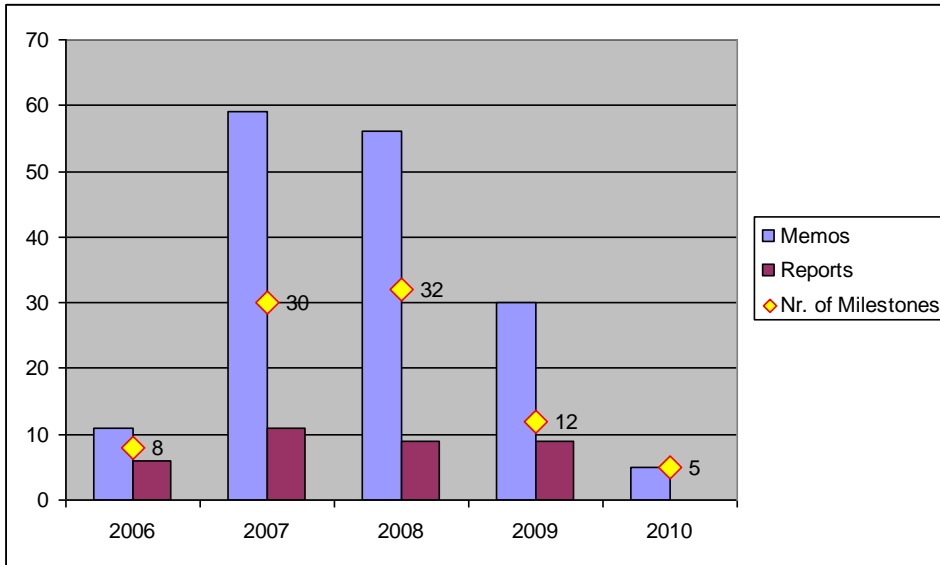
- monthly telephone meetings
 - including short minutes, available on (protected) EUDET web page
- Preparation and Annual Meeting
- Approval of reports as well as of Budget re-allocation

EUDET Documents: Total Statistics for 2006-2010

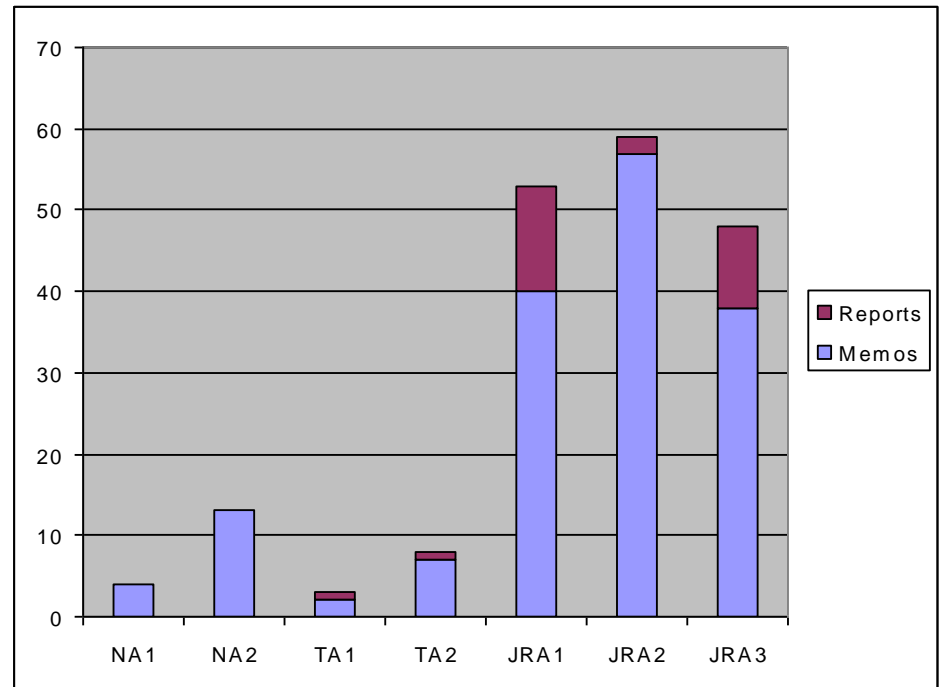
a) Number of EUDET Memos&Reports

	Number of Memos	Number of Reports	Number of Milestones
2006	11	6	8
2007	59	11	30
2008	56	9	32
2009	29 (!)	9	12
2010	5	0	5
Total	160	35	

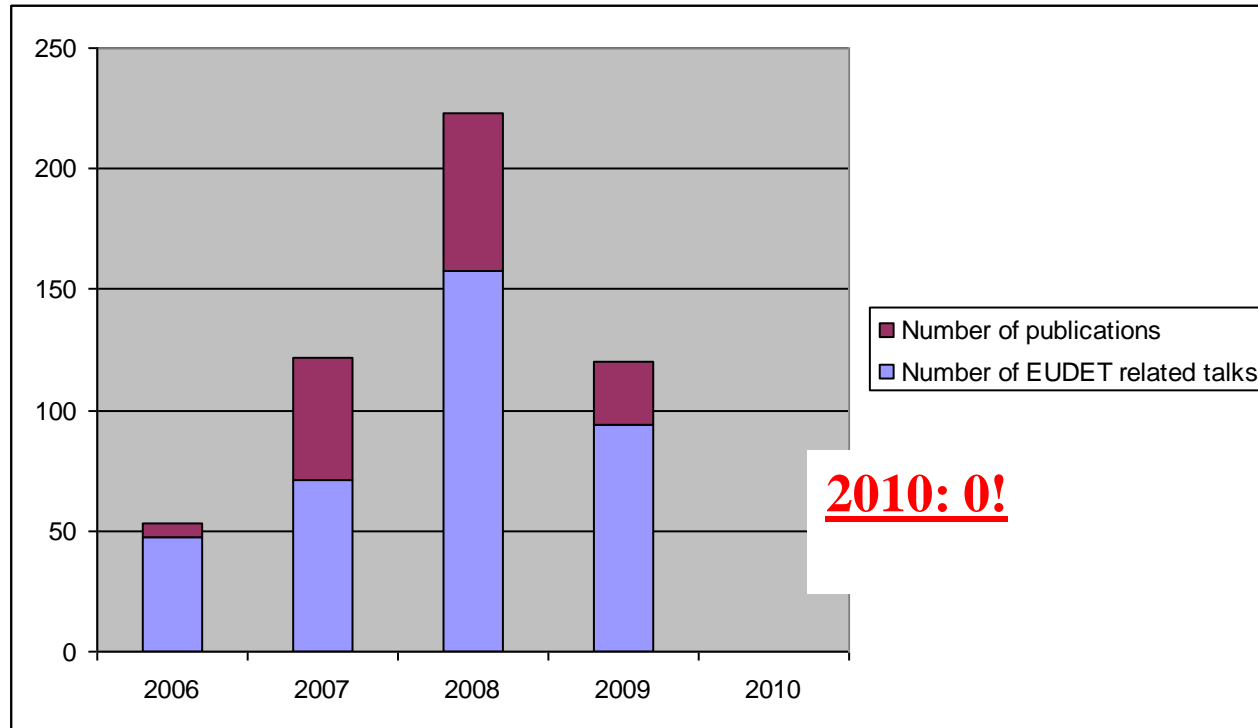
b) Number of Memos&Reports in dependency on the number of the scheduled milestones



c) Memos&Reports distributed over all activities



d) EUDET related talks & publications



Important:

Let us know about all your EUDET related talks and papers still before AM10!



NA Financial Status

- **NA1 Budget reallocations made in 2010:**

- 1) **Money transfers**

CUPRAGE->DESY->CNRS (64.800EUR, JRA2)

DESY -> UNI-GE (30.00EUR, from NA2 to JRA1)

- 2) **Modifications made in the Budget tables**

DESY EXCHG - > DESY COMP (30.000EUR)

MPI -> UNI-GE (6.324,91EUR, JRA1)

Madrid costs from 2008 are finally approved!

- **NA2 EXCHG Budget**

- **5(not final) persons from external groups obtained financial support: 3 for JRA1-Tutorial and 2 for GEM-test (TPC)**



Annual Report 2009

EUDET, 15.02: Timely submitting of the Annual Report

Unfortunately the set we sent was not final due to the missing final financial information from CNRS

Reaction from Brussels was very prompt this time: only one week after the submitting we received the first assessment requested some clarifications, confirmations and small corrections.

EUDET, April: provide of all needed CNRS financial documentations to Brussels

June: requirement to limit the requested financial contribution which was calculated based on declared eligible costs for 2009. Requested contribution indicated in all Forms C (1.725.235,25EUR) had to be limited to 1.339.499,81EUR so that all approved costs over all reporting periods + requested contribution for 2010 = 7.000.000

EUDET, July: Done

August: due to the UROS-costs certificated costs incurred in two last years with audit -> unexpected Installment amounted to **28.441,29EUR** = 80% of 7.000.000 - all paid out installments + 20% of costs approved with audit certificate

Possible distribution of the received Installment

N°	Organisation short name	E	F	G	H	I	J=I-E	a=I/H	Ins	a1=(I+Ins)/H	K=H-I-Ins
		Total costs incurred in 2006-2009 (in according to Forms C)	Sum of all paid out instalments: 1st+2nd+3rd+4th	original TOTAL, vers. 07.2009	original TOTAL, vers. 02.2010	Updated F: after budget's re-allocations (some amounts should be transfers between DESY, UNI-GE and CUPRAG, CNRS)	Remaining in your account after 2009 (I - E)	Percentage of paid out EC contribution (regarding new total budget)	Possible distribution of the 5th Instalment	New percentage of paid out EC contribution	Planned amount still to be paid out with the very last installment (H - I)
1	DESY	1.077,25539	1.188,03979	1.387,45300	1.357,45300	1.158,03979	80,78441	85,3%	4,00452	85,6%	195,40868
2	AGH-UST	80,51772	87,38412	93,10000	93,10000	87,38412	6,88640	93,9%		93,9%	5,71588
3	ALU-FR	133,41157	157,22509	168,91560	168,91560	157,22509	23,81352	94,2%		94,2%	9,69051
4	CEA	539,00162	336,24747	362,00000	362,00000	336,24747	-202,75415	92,9%	7,65253	95,0%	18,10000
5	CERN	343,15669	287,24180	303,07000	303,07000	287,24180	-55,91489	94,8%		94,8%	15,82820
6	CNRS/IN2P3*	2.038,07833	1.386,01532	1.519,70000	1.584,50000	1.450,81532	-587,28301	91,6%	SC-Decision in 2008	91,6%	133,68468
7	CSIC	177,79880	173,51003	176,16667	176,16667	173,51003	-4,28877	98,5%		98,5%	2,66663
8	CUPRAGUE	69,94073	139,86790	148,32000	83,52000	74,86790	4,92718	89,6%		89,6%	8,65210
9	FOM/NIKHEF*	526,51873	278,02000	278,02000	278,02000	278,02000	-248,49873	100,0%		100,0%	0,00000
10	HIP	39,55006	47,26389	60,79600	60,79600	47,26389	7,71383	77,7%		77,7%	13,53211
11	INPPAS	86,45968	87,38504	93,10000	93,10000	87,38504	0,92536	93,9%		93,9%	5,71496
12	IPASCR	115,87263	120,97603	130,94000	130,94000	120,97603	5,10340	92,4%		92,4%	9,96397
13	MPS	122,97930	127,75509	134,08000	127,75509	127,75509	4,77578	100,0%		100,0%	0,00000
14	TAU	131,78790	149,87844	162,10000	162,10000	149,87844	18,09054	92,5%		92,5%	12,22156
15	UBONN	389,39308	340,73550	369,58696	369,58696	340,73550	-48,65758	92,2%	10,37212	95,0%	18,47935
16	UCL	212,27004	301,67974	329,66000	329,66000	301,67974	89,40970	91,5%		91,5%	27,98026
17	UHAM	203,78154	176,36788	192,40000	192,40000	176,36788	-27,41366	91,7%	6,41212	95,0%	9,62000
18	ULUND	203,40089	223,67967	224,59200	224,59200	223,67967	20,27878	99,6%		99,6%	0,91233
19	UMA	39,17450	39,17450	39,17450	39,17450	39,17450	0,00000	100,0%		100,0%	0,00000
20	UNI-GE**	404,07692	303,09538	304,07737	340,40228	333,09538	-70,88154	97,9%		97,9%	7,30690
21	UNIVBRIS	130,42617	159,52350	169,92263	169,92263	159,52350	29,09733	93,9%		93,9%	10,39913
22	UROS	218,01911	217,32000	217,32000	217,32000	217,32000	-0,69911	100,0%		100,0%	0,00000
23	INFN*	72,05886	83,22435	88,92000	88,92000	83,22435	11,16548	93,6%		93,6%	5,69565
24	UHEI	45,61072	45,54238	48,58550	48,58550	45,54238	14,93166	93,7%		93,7%	3,04311
TOTAL		7.385,54099	6.456,95291	7.000,00	7.000,00	6.456,95291	-928,58808	mean: ~94%	28,44129		514,60603

Table legend

7.000.000

Col. G,H: Mutually agreed modifications of the original budget concern the following partners:

From DESY to UNI-GE 30,000kEUR
 From MPS to UNI-GE 6,324kEUR
 From CUPRAG to CNRS 64,800kEUR were implemented on 01.02.2010

Col. I: Money transferred between partners concerned

Col J,L,M These amounts are still under discussion in Brussels

Col K Condition: Overspending & (Sum of all Installments < Mean)

EUNET financial profile

		Costs in accordance with FORMS C			Installments					
		C	D	E	H	I	K	L	M	
№	Organisation short name	Total costs after 3 Periods	Costs incurred in 2009	Total costs incurred in 2008-2009 (according to Forms C)	original TOTAL vers. 02.2010	Updated F: paid out installments after budget's re-allocations (some amounts should be transfers between DESY, UNI-GE and CUPRAGUE, CNRS)	Possible distribution of the 5th Installment	Planned amount still to be paid out with the very last installment (H - I)	Total rest still to be spent in 2010 (original budget - all approved costs)	
									Underspending	Overspending
1	DESY	808,68900	268,56679	1,077,25579	1,357,45300	1,158,03979	4,00452	195,40868	280,19722	
2	AGH-UST	66,04631	14,47141	80,51772	93,10000	87,38412		5,71588	12,58228	
3	ALU-FR	86,01168	47,39989	133,41157	166,91580	157,22509		9,69051	33,50403	
4	CEA	342,60735	196,39427	539,00162	362,00000	336,24747	7,65253	18,10000	0,00000	-177,00162
5	CERN	297,40151	45,75518	343,15669	303,07000	287,24180		15,82820	0,00000	-40,08669
6	CNRS/IN2P3*	1,703,11041	334,96792	2,038,07833	1,584,50000	1,450,81532	9C-Deustlon in 2008	133,68468	0,00000	-453,57833
7	CSIC	165,82453	11,97427	177,79880	176,18867	173,51003		2,65863	0,00000	-1,63213
8	CUPRAGUE	64,12083	5,81990	69,94073	83,52000	74,86790		8,65210	13,57927	
9	FOM/NIKHEF*	379,97655	146,54218	526,51873	278,02000	278,02000		0,00000	0,00000	-248,49873
10	HIP	8,51592	31,03415	39,55006	60,79600	47,26389		13,53211	21,24594	
11	INPPAS	48,64032	37,81936	86,45968	93,10000	87,38504		5,71496	6,64032	
12	IPASCR	84,65203	31,22060	115,87263	130,94000	120,97603		9,96397	15,06737	
13	MPS	82,86952	40,10978	122,97930	127,75509	127,75509		0,00000	4,77579	
14	TAU	106,23923	25,54867	131,78790	162,10000	149,87844		12,22156	30,31210	
15	UBONN	296,53979	92,85329	389,39308	369,58998	340,73550	10,37212	18,47935	0,00000	-19,80612
16	UCL	113,65494	98,61510	212,27004	329,68000	301,67974		27,98026	117,38996	
17	UHAM	160,45059	43,33096	203,78154	192,40000	176,36788	6,41212	9,62000	0,00000	-11,38154
18	ULUND	202,37665	1,02424	203,40089	224,59200	223,67967		0,91233	21,19111	
19	UMA	39,17450	0,00000	39,17450	39,17450	39,17450		0,00000	0,00000	
20	UNI-GE**	266,82775	137,24917	404,07692	340,40228	333,09538		7,30690	0,00000	-63,67464
21	UNIVBRIS	112,96262	17,46355	130,42617	169,92263	159,52350		10,39913	39,49646	
22	UROS	142,46822	75,54989	218,01811	217,32000	217,32000		0,00000	0,00000	-0,69811
23	INFN*	55,69530	16,36356	72,05886	88,92000	83,22435		5,69565	16,98114	
24	UHEI	25,44960	5,16112	30,61072	48,58550	45,54238		3,04311	17,97477	
TOTAL		5.660,30615	1.725,23525	7.385,54139	7.000,00	6.456,95291	28,44129	514,60603	630,81775	-1016,35891
									-385,54116	

Financial contribution had to be limited to:



Table legend

Col. G,H:

Mutually agreed modifications of the original budget concern the following partners:

- From DESY to UNI-GE 30,000kEUR
- From MPS to UNI-GE 6,324kEUR
- From CUPRAG to CNRS 64,800kEUR were implemented on 01.02.2010

Col. I:

Money transferred between partners concerned

Col. D,E

These amounts are still under discussion in Brussels

Col K

Condition: Overspending & (Sum of all Installments < Mean)

This distribution of the last installment is applicable for each partner if

his approved costs ≥ his budget

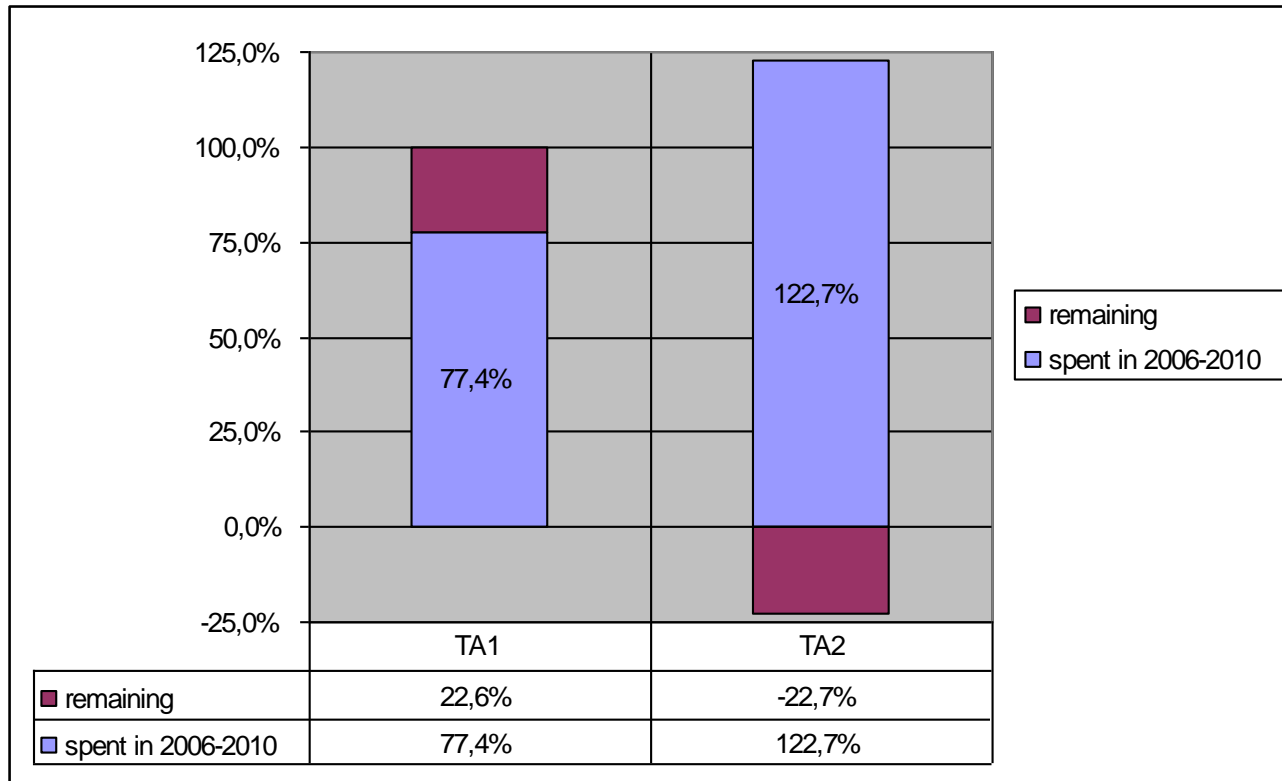


Status Transnational Access (direct costs only)

	TA1		TA2					Spent in kEUR
	Number of Projects	Spent in kEUR	BTELE	TPC	SITPC	SI-STRIP	CALO	
2006	2	11,9	0	0	0	0	0	0
2007	6	39	3	0	0	0	0	3,7
2008	2	9,4	6	0	0	0	0	26
2009	3	13	6	1	0	0	2	33
2010	4	About 26	6	1(?)	0	0	1	About 40,7
2006-2010 Total	17	99,3	21	2	0	0	3	103,4
Total Planned Number of Projects/ Foreseen Budget	10	129	20	6	5	5	3	84

Balance: -19,4(TA2)+29,7(TA1)=10,3kEUR(Rest in 2010)

Actual costs incurred in 2006-2010 vs. foreseen budget for the whole duration of the project (2010 costs is only estimation)



Final EUDET Annual Meeting

- Wednesday 29/09 – Friday 01/10, at DESY
- **Expect ~ 85 participants (AIDA?)**
- Preparation team: Felix + Natalia+..
- Main website in preparation:
<https://indico.desy.de/conferenceDisplay.py?confId=3212>
- Format for the last plenary session: an overview for each task summarizing the main achievements during the five-year period an outlook into future plans?
- Conference Dinner: in the former customs office «Hauptzollamt Hafen Hamburg» on 30th September
- **Please be kindly requested to register as soon as possible !!**

Milestones & Deliverables 2010



Milestones / Deliverables:

Milestone	Date	Task
5 th Annual Scientific Workshop/ 5 th Annual Meeting	58	F
JRA1- Final project reports	60	A,B,C, D,E
JRA2-Final project report	60	A,B,C
JRA3-Final project report	60	A,B,C

Deliverable No	Deliverable title	Task	Lead Contractor(s)	Deliverable date	Nature
NA1-D5	Final Report		DESY	60	Report
NA2-D8	Final report	A,B,C,D,E	UBONN, CERN,DESY,T AU	60	Report
JRA1-D8	Final report	A,B,C,D,E	CNRS-IReS ,DESY, UNI- GE, MPI	60	Report
JRA2-D17	Final report	A, B,C	DESY, FOM/NIKHEF, CNRS-LPNHE	60	Report
JRA3-D14	Final report	A,B,C,D,E	DESY,CNRS- LAL	60	Report



Preparation Annual Report 2010

- Proposed time table, to be approved by Institution Board at DESY

Responsibles	Action	Deadline
I3 Coordinator	Submission of Annual Report to Brussels	14.02.2011
All	Final feedback to Annual Report	07.02.2011
IB Members	Signed final versions of financial forms at DESY incl. audit certificate (!)	07.02.2011
I3 Coordinator	Final draft of Annual Report distributed	03.02.2011
JRA/NA2 Coordinators & Task Leaders	Final input for scientific part (progress report)	28.01.2011
I3 Coordinator	First draft Annual Report	17.01.2011
IB Members	Draft financial information (Form C & Appendix 1, if possible incl. AUDIT)	16.01.2011
JRA/NA2 Coordinators & Task Leaders	Input for scientific part: progress report & complete lists of talks and papers	22.12.2010
All	EUDET memo/report on Annual Meeting talks	29.11.2010

Final Report = 5. Annual Report? To be decided at the meeting and clarified with Brussels

- We'll prepare as usual a web page with further info, documents, etc.**

Summary and Conclusion



■ Preparation Annual Report 2010

Final reports. *In addition to the periodic reports* for the last reporting period, the consortium shall submit the following final reports to the Commission after the end of the project. These final reports summarise the project's activities over its full duration.

A publishable final activity report, covering main aspects of the work, objectives, results and conclusions, including the **publishable results of the final plan for using and disseminating the knowledge**. If the final activity report is not in a publishable form, a publishable summary should be included as well (Article II.7.4.a of the contract).

A final plan for using and disseminating the knowledge (Article II.7.4.a of the contract).

A final management report for the full duration of the project consolidating the claimed costs of all the contractors in an aggregate form covering the entire duration of the project, including the last reporting period (Article II.7.4.b of the contract).

A final report on the distribution of the Community's contribution consolidating the funding distributed to each contractor over the entire duration of the project (which shall be submitted 60 days after receipt of the final tranche of the EC-contribution).

A final science and society reporting questionnaire (*for all projects*) to be completed online by the co-ordinator (Article II.10.3 of the contract).....