

LCFIVertex status and plans

Tomohiko Tanabe (U. of Tokyo)

tomohiko@icepp.s.u-tokyo.ac.jp

on behalf of the LCFI working group

ILD software and integration workshop, DESY-Hamburg

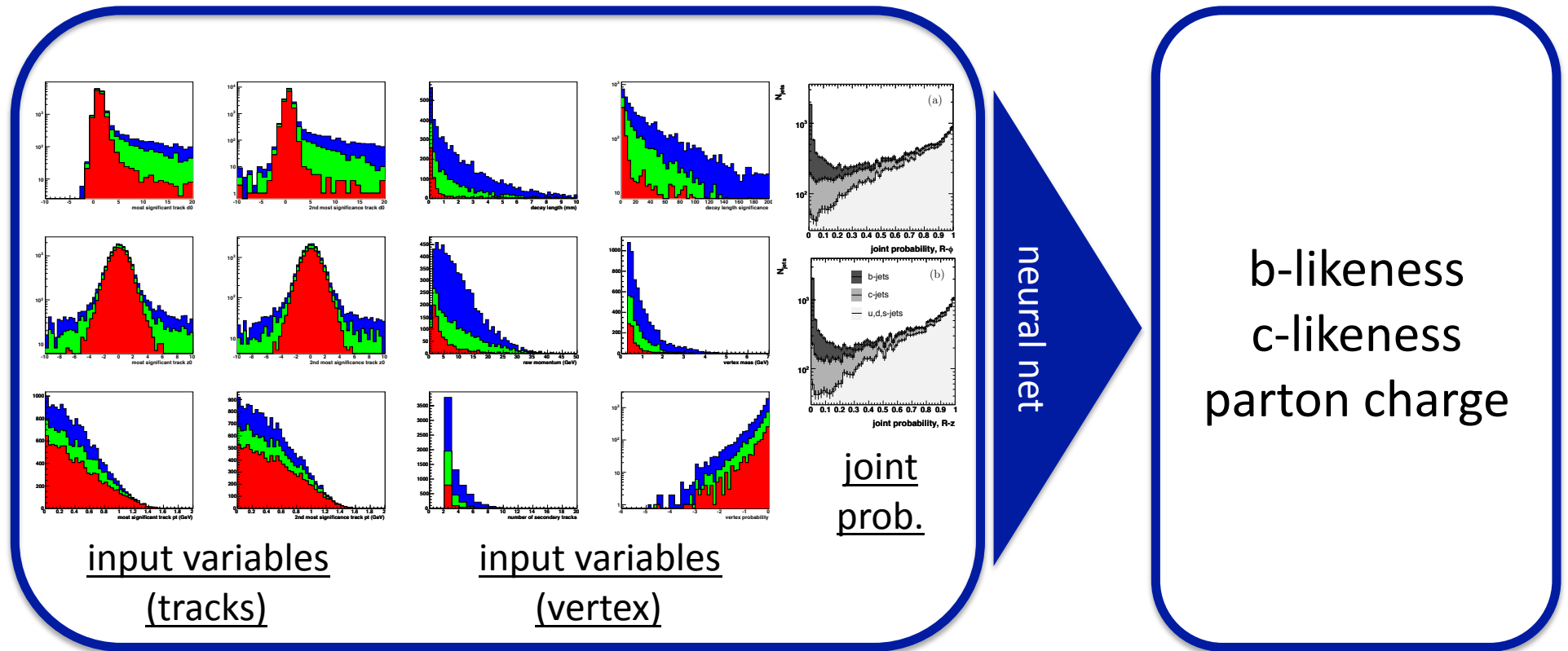
July 6, 2010



THE UNIVERSITY OF TOKYO

LCFIVertex

LCFIVertex is a collection of algorithms for flavor tagging and parton charge identification.



LCFI collaboration: NIM A 610 (573) [arxiv:0908.3019]



LCFIVertex activities

two main streams of LCFIVertex activities:

- **fundamental improvements of algorithms**

- flavor tagging & jet clustering
- T. Tanabe, T. Suehara, S. Yamashita (Tokyo)

completion target:
2010 Q4

- **complete studies inherited from the original LCFI authors**

- study of parton charge identification (with focus on jets involving neutral B hadrons)
- T. Saito, Y. Takubo (Tohoku) with C. Damerell (RAL) as liaison to the original LCFI authors

- **software maintenance**

- H. Ono (NDU), A. Miyamoto (KEK)



rest of this talk:
flavor tagging

flavor tagging

- physics motivation: need for improved flavor tagging & jet clustering in a multi-jet environment
 - Higgs self coupling ($e^+e^- \rightarrow ZHH$)
 - top Yukawa coupling ($e^+e^- \rightarrow ttH$)
- as the first step:
 - we investigate flavor tagging performance separately from the effect of jet clustering
 - we will use two jet samples at $E_{cm} = 91.2$ GeV (prepared by R. Walsh for Lol studies, ilcsoft v01-06)
 - event reconstruction using ilcsoft v01-08-01
 - tracking: FullLDCTracking / SiliconTracking (Brahms/DELPHI)

jet multiplicity 4-8 @ $m_H = 120$ GeV,
up to 10 for $m_H = 200$ GeV



flavor tag optimization strategy

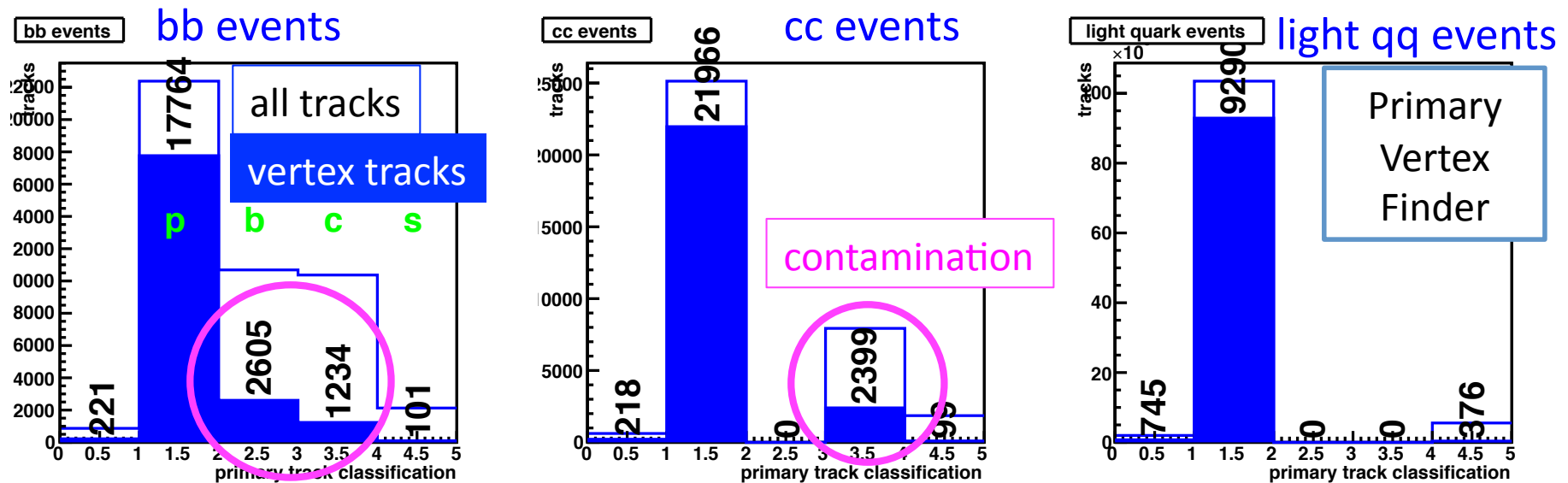
- from basic checks to algorithm tuning
 - ✓ vertex hits
 - ✓ track reconstruction
 - ✓ track residual & track errors
 - ➔ track quality & track selection
 - vertex reconstruction
 - combination of input variables
 - optimization for multi-jet environment



results will be presented in the order
they were obtained

primary vertex reconstruction

- we evaluate the performance of the primary vertex finder (LCFI, *teardown*) by looking at the types of tracks used to build the vertex:



- significant amount of contamination is present
- if this can be cleaned up, they could be set aside during secondary vertex finding which will reduce combinatorial background

$$E_{\text{cm}} = 91.2 \text{ GeV}$$

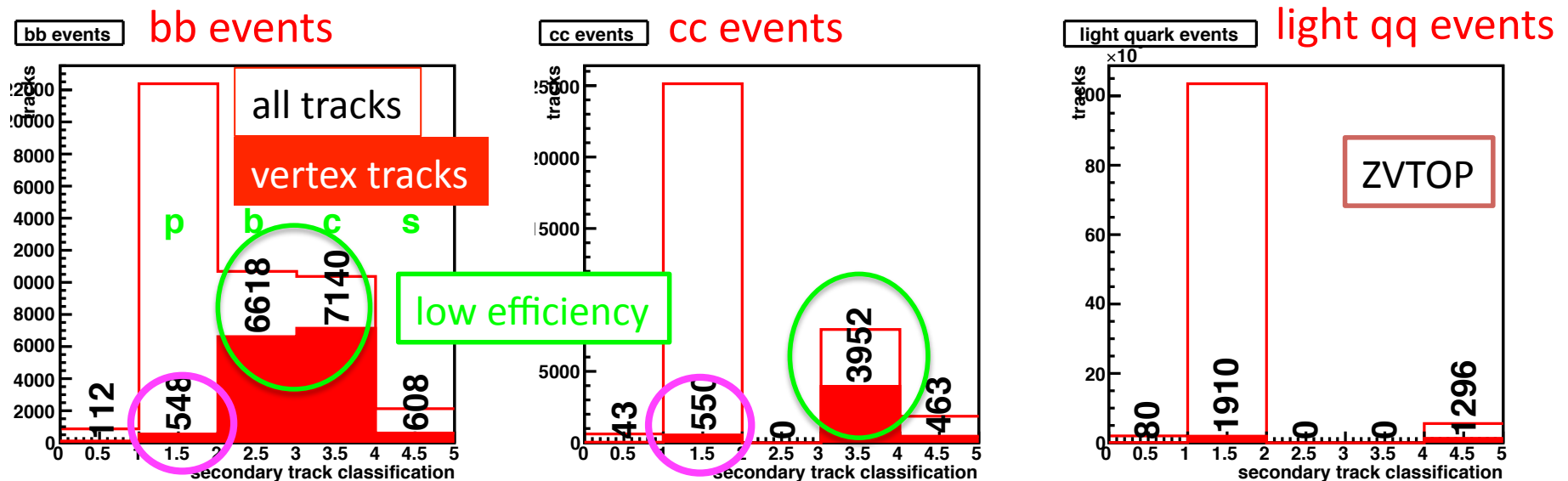
$$|d_0| < 50 \text{ mm}$$

$$|z_0| < 50 \text{ mm}$$



secondary vertex reconstruction

- similar checks were done for secondary vertex reconstruction (LCFI, ZVTOP)

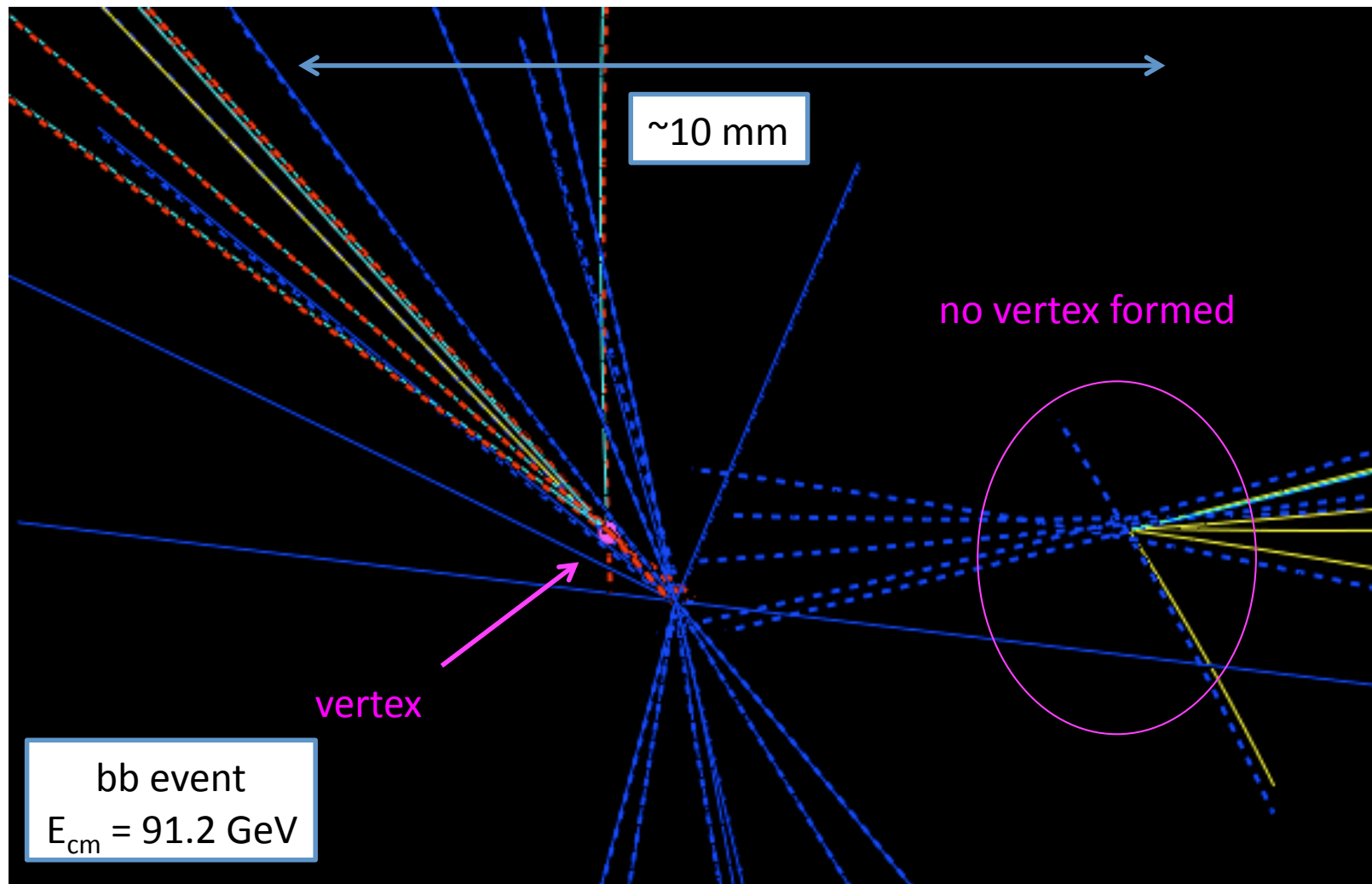


- we would naively expect more efficiency (but we must take into account the fact that a vertex cannot be built from a single track topology e.g. semileptonic decay into neutral hadrons)

$E_{cm} = 91.2 \text{ GeV}$
 $|d_0| < 10 \text{ mm}$
 $d_0 \text{ error} < 0.25 \text{ mm}$
 $|z_0| < 20 \text{ mm}$
 $P_t > 0.1 \text{ GeV}$
 $N_{\text{TPC}} > 20 \text{ or } N_{\text{FTD}} > 3 \text{ or } N_{\text{VXD}} > 3$



event display

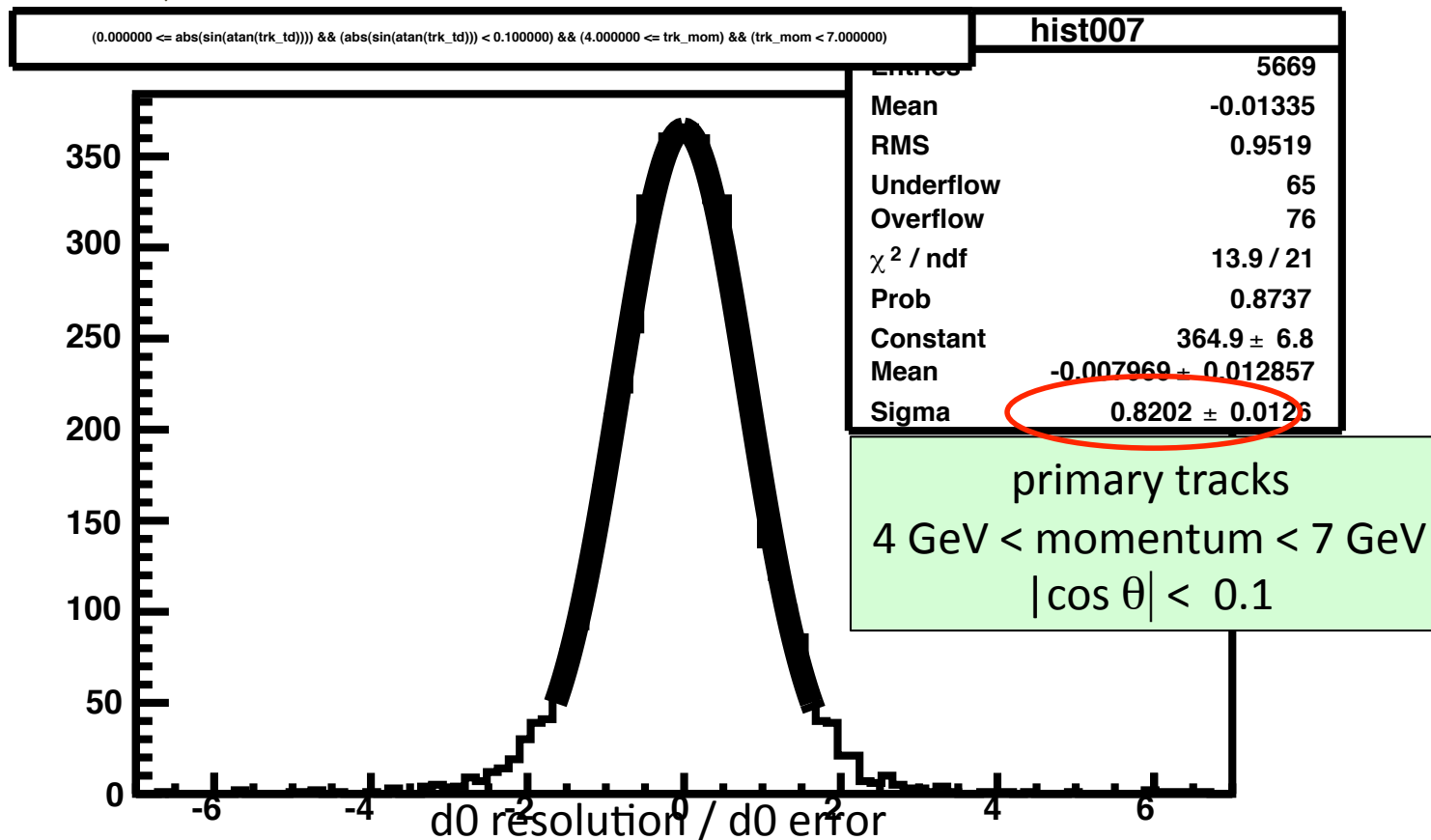


- Checking vertex reconstruction with the event display (dedicated to track + vertex)
- One often finds a cluster of tracks which seem like a perfectly good vertex candidate but the vertexing fails (such as the one shown on the right)



impact parameter pull: resolution / error

- if the tracks look good, but vertexing fails, the assigned error must be the culprit (assuming vertex selection cuts are optimized)



if the resolution/error are assigned correctly, the distribution ought to be a unit Gaussian



do residual / error

primary tracks

cos θ bins

<1.5% error on pull values

momentum bins

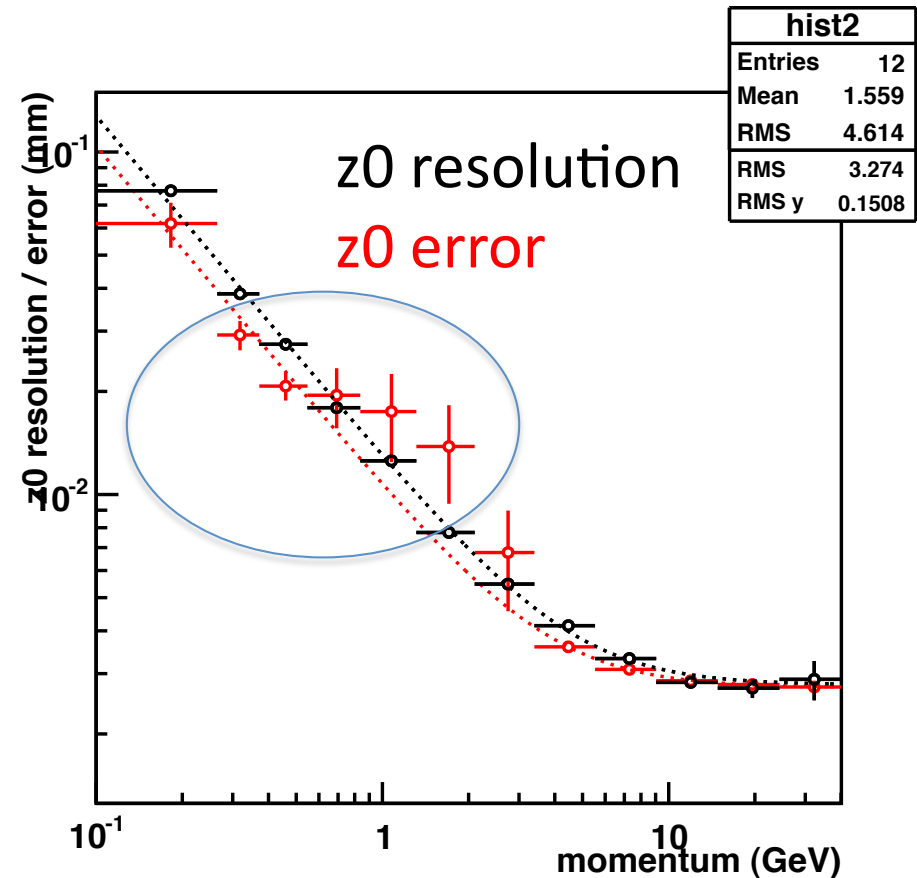
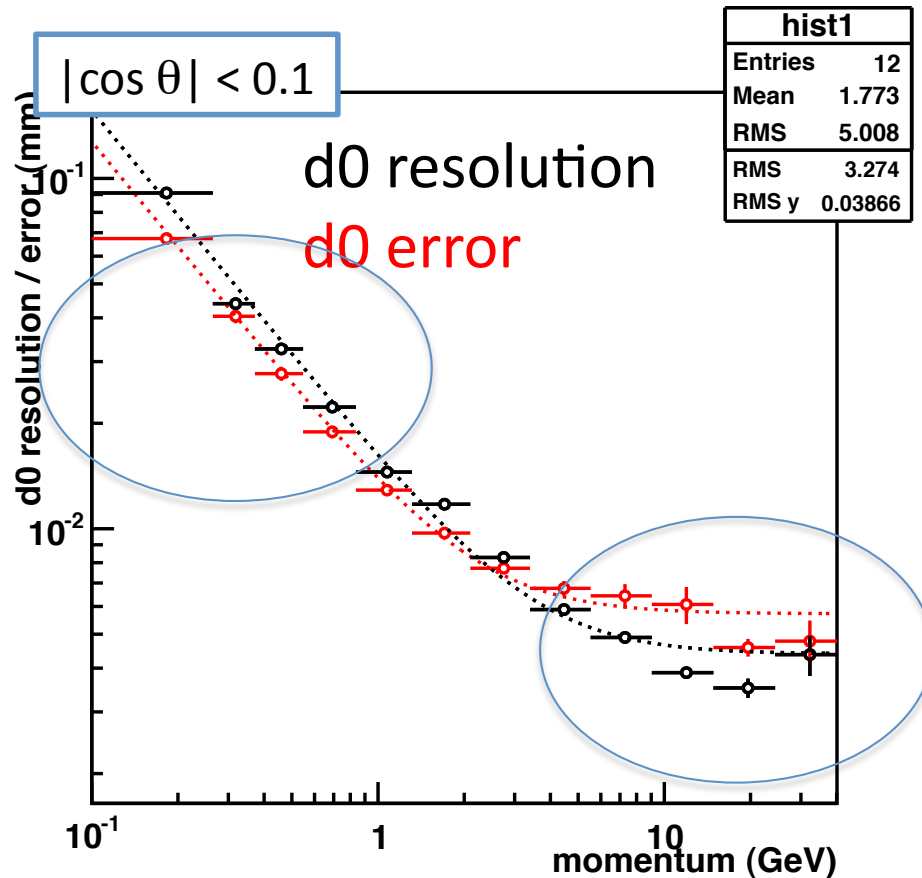
	0.0	0.1	0.2	0.3	0.4	0.5	0.6	0.7	1.0
0.4		1.101	1.191	1.218	1.181	1.183	1.188	1.177	1.161
0.7		1.051	1.070	1.092	1.100	1.119	1.108	1.075	1.122
1.0		1.005	1.063	1.051	1.069	1.063	1.068	1.047	1.122
1.5		1.012	1.022	1.008	0.993	1.020	1.030	0.997	1.119
2.5		0.960	0.944	0.972	0.962	0.962	0.973	0.978	1.124
4.0		0.856	0.873	0.895	0.899	0.889	0.914	0.933	1.106
7.0		0.820	0.820	0.818	0.830	0.834	0.845	0.864	1.076
250		0.736	0.721	0.725	0.727	0.749	0.742	0.766	1.003

The pull distributions are distorted for a wide range of momentum and angle. The resolution and error must be checked individually.



impact parameter resolution & error

$$\text{impact parameter resolution: } \sigma = a \oplus \frac{b}{p \cdot \sin^{3/2} \theta}$$



resolution \ll error for high momentum region
 resolution \gg error for low momentum region

must check single hit resolution & amount of material



check VXD digitizer

MarlinReco/TrackDigi/VTXDigi/src/VTXDigiProcessor.cc

single hit resolution

```
_pointResoRPhi = _pointResoRPhi_VTX/cos(PhiInLocal);  
_pointResoZ = _pointResoZ_VTX;
```

```
//finding the smearing constant
```

```
double rSmear = gsl_ran_gaussian(r, _pointResoRPhi_VTX);
```

```
//find smearing for x and y, so that hit is smeared along ladder plane
```

```
double xSmear = rSmear * cos(lPhi);
```

```
double ySmear = rSmear * sin(lPhi);
```

```
⋮
```

```
float covMat[TRKHITNCOVMATRIX]={0.,0., _pointResoRPhi*_pointResoRPhi,0.,0.,_pointResoZ*_pointResoZ};  
trkHit->setCovMatrix(covMat);
```

scaled error is used in covariance matrix

- error($r-\phi$) is scaled by $1/\cos\phi$ factor
 - error($r-\phi$) should scale (naively) as $\cos\phi$ (or constant in ϕ ?) but not $1/\cos\phi$
 - tracking code needs to be checked to settle this issue
 - but the Fortran code is too long and complicated



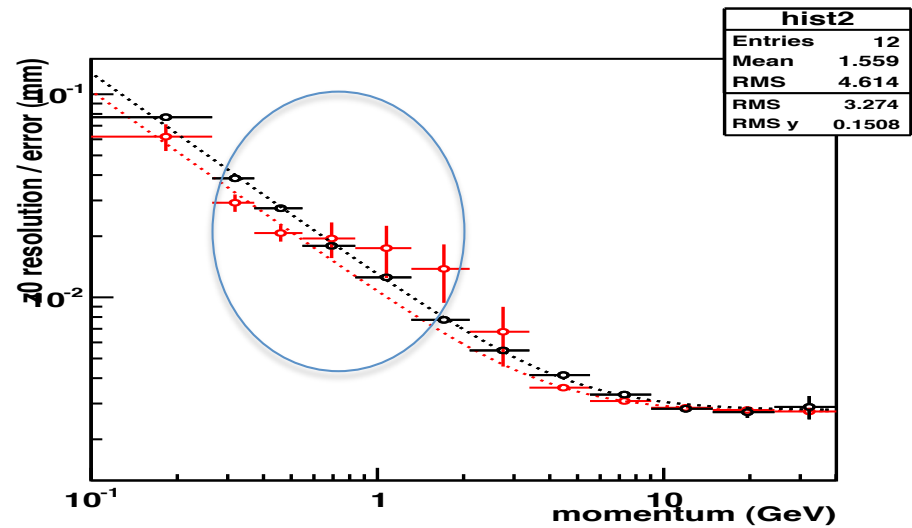
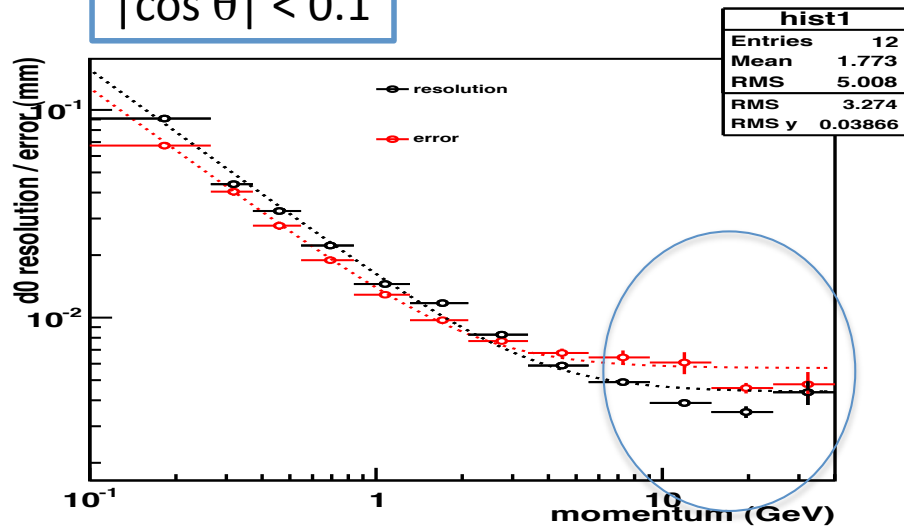
error calibration (1)

- we apply a heuristic “fix” to calibrate the errors
 - we use a $\cos\phi$ factor instead of a $1/\cos\phi$ factor for scaling the error in the digitizer
 - we (effectively) increase the amount of material (2x) in the VXD by reducing the radiation length of the material (0.5x)
- we compare the resolution and error before/after this fix

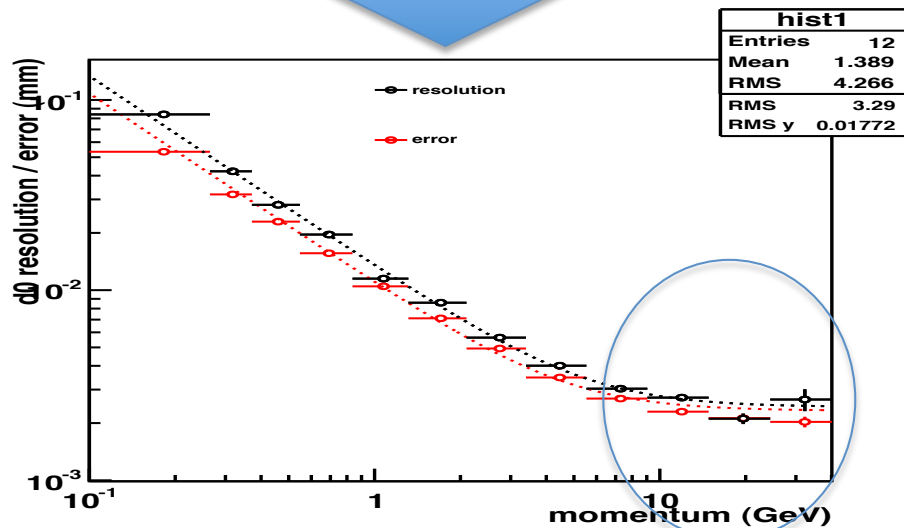


error calibration (2)

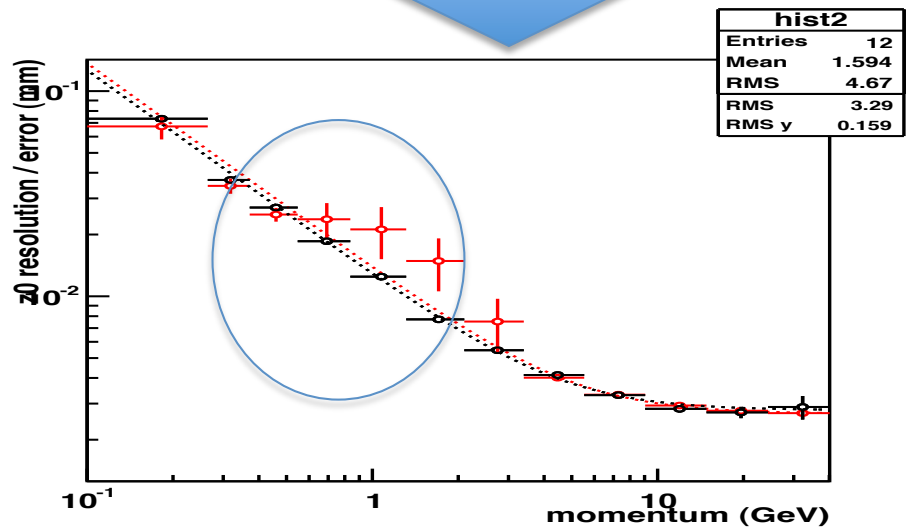
$|\cos \theta| < 0.1$



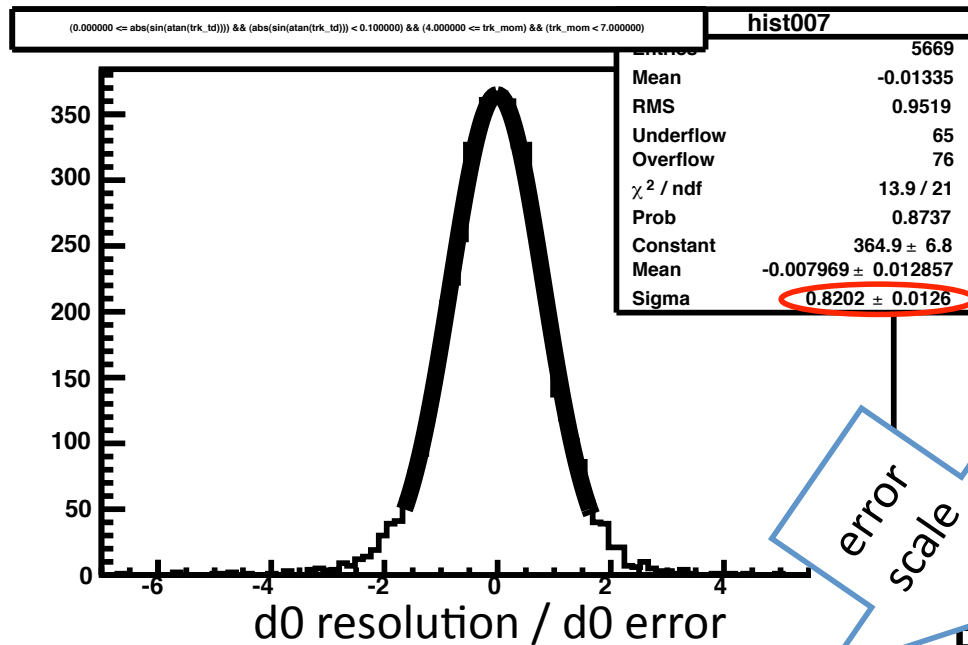
error
scale



error
scale

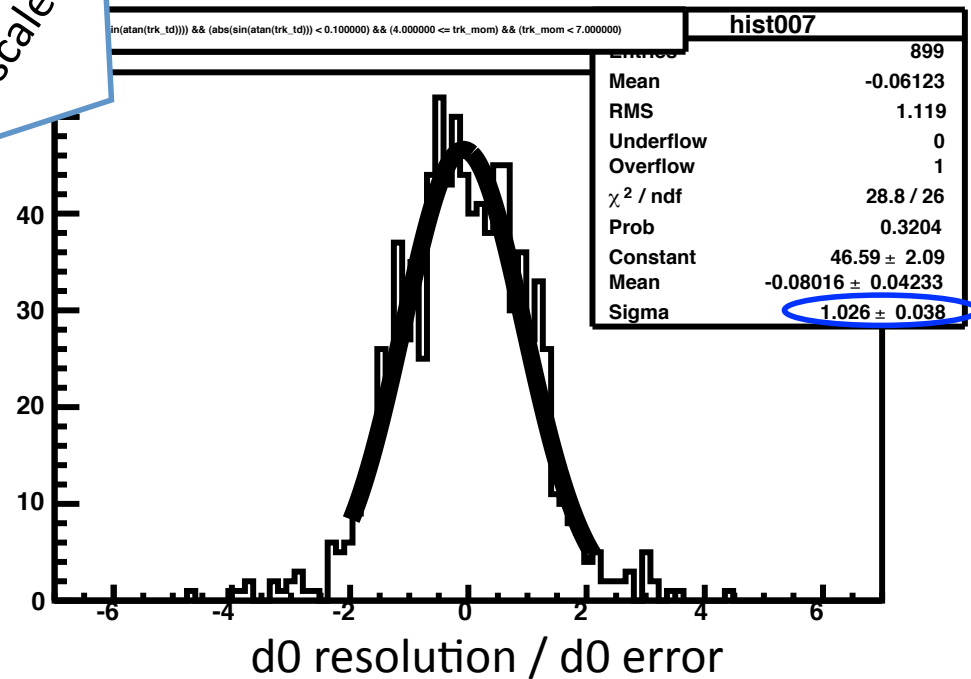


resolution / error (after error scaling)



primary tracks
4 GeV < momentum < 7 GeV
 $|\cos \theta| < 0.1$

error
scale



do residual / error (after error scaling)

primary tracks, $N_{\text{VXD}}=6$

cos θ bins

approx. 3.0% error on pull values

momentum bins

	0.0	0.1	0.2	0.3	0.4	0.5	0.6	0.7	1.0
0.4	1.098	1.009	0.924	0.959	1.036	0.918	1.026	1.025	
0.7	1.081	0.995	0.940	0.995	0.966	0.950	0.991	1.013	
1.0	1.072	0.983	1.038	0.985	0.991	0.958	0.990	0.973	
1.5	1.152	0.963	1.024	0.956	0.988	0.928	0.956	0.923	
2.5	0.988	0.976	1.022	0.961	0.990	0.940	0.988	1.038	
4.0	1.110	0.990	1.033	0.969	0.961	0.950	1.011	0.988	
7.0	1.090	1.055	0.910	1.018	0.983	0.970	0.998	1.042	
250	1.055	0.982	1.027	0.971	0.963	0.925	0.982	0.928	

The pull distributions are distorted for a wide range of momentum and angle. The resolution and error must be checked individually.



zo residual / error (after error scaling)

primary tracks, $N_{\text{VXD}}=6$

cos θ bins

approx. 3.0% error on pull values

momentum bins

	0.0	0.1	0.2	0.3	0.4	0.5	0.6	0.7	1.0
0.4	0.4	1.114	0.928	0.980	0.987	0.933	0.969	0.973	0.947
0.7	0.7	1.043	1.001	0.908	0.924	0.937	1.011	0.963	1.019
1.0	1.0	1.103	0.979	0.932	0.929	0.944	0.959	0.931	0.979
1.5	1.5	1.056	0.919	0.950	0.950	0.933	0.963	0.939	1.009
2.5	2.5	1.152	0.970	0.954	0.892	0.942	0.943	0.964	0.990
4.0	4.0	1.020	1.003	0.968	0.945	0.944	0.969	1.103	1.006
7.0	7.0	1.059	1.081	1.030	0.970	0.968	0.960	1.023	1.027
250	250	1.061	1.031	1.037	1.049	0.989	0.979	1.002	1.166

The pull distributions are distorted for a wide range of momentum and angle. The resolution and error must be checked individually.



summary and plans

- we performed basic investigations of the track issues in the context of flavor tagging
- track errors were found to be inaccurate
 - we addressed this issue by scaling the errors
 - but a true solution must be provided by understanding and/or rewriting the tracking code
- we are now ready to move to the next step...



summary and plans

- from basic checks to algorithm tuning

- ✓ vertex hits

- ✓ track reconstruction

- ✓ track residual & track errors

- ➔ track quality & track selection

- vertex reconstruction

- combination of input variables

- optimization for multi-jet environment

April – June 2010 ✓

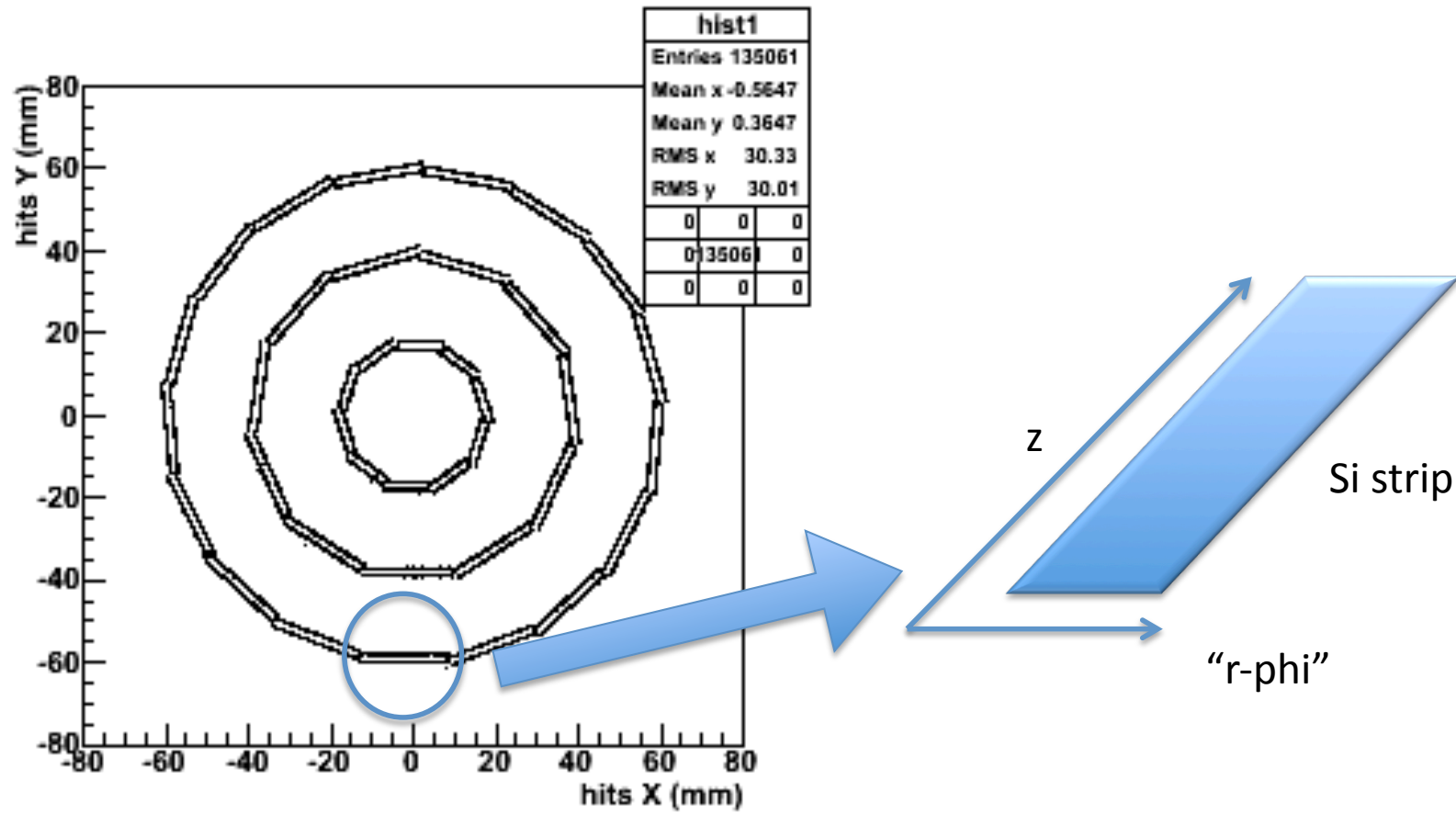
July – September 2010

to be completed by ECFA



back up

definitions

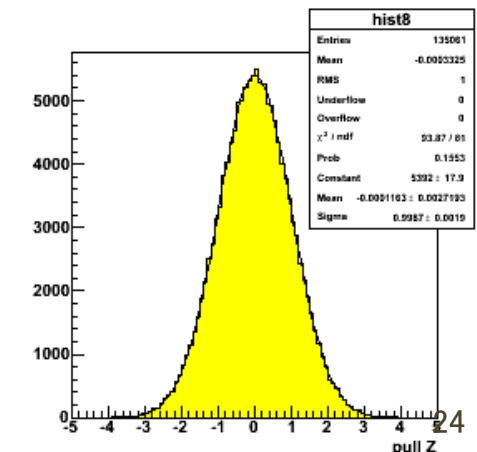
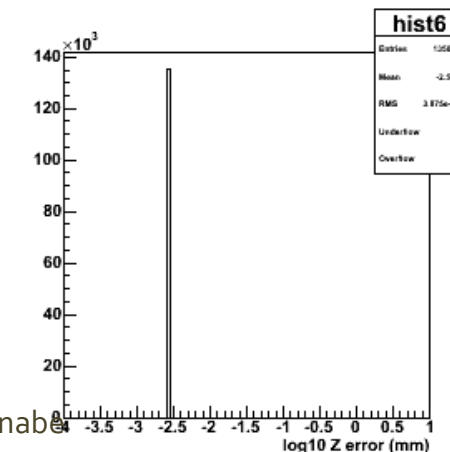
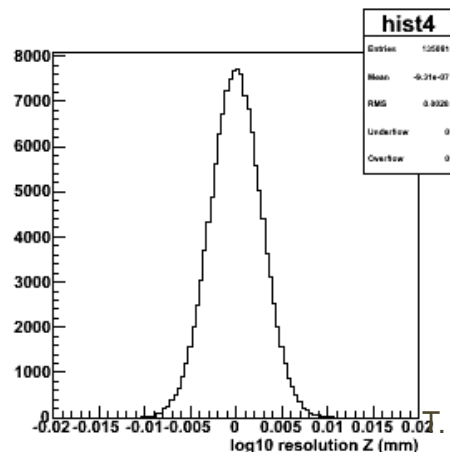

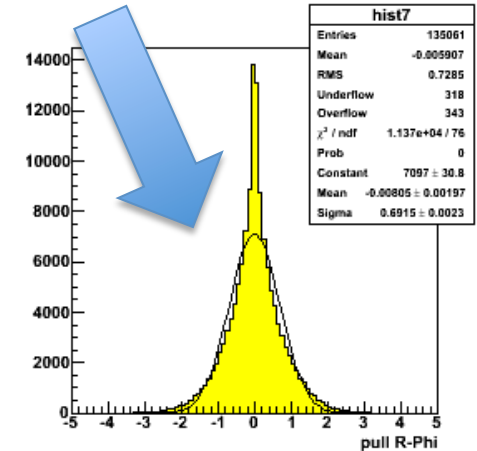
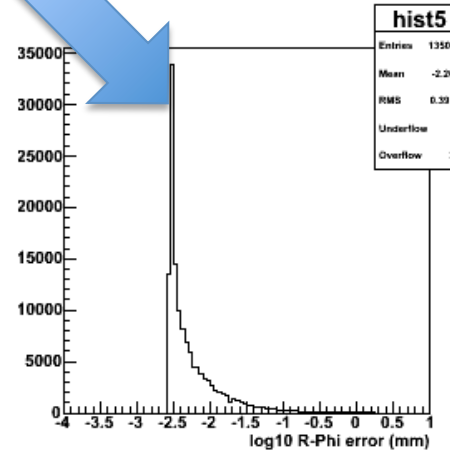
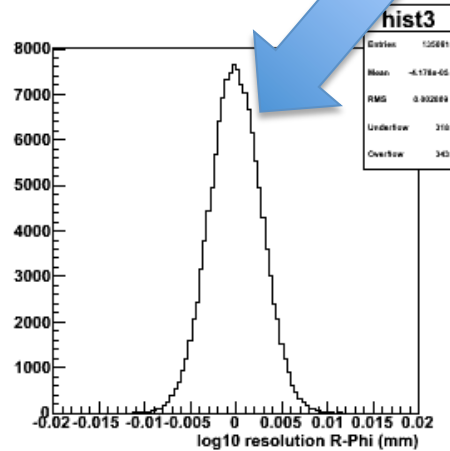



VXD hits

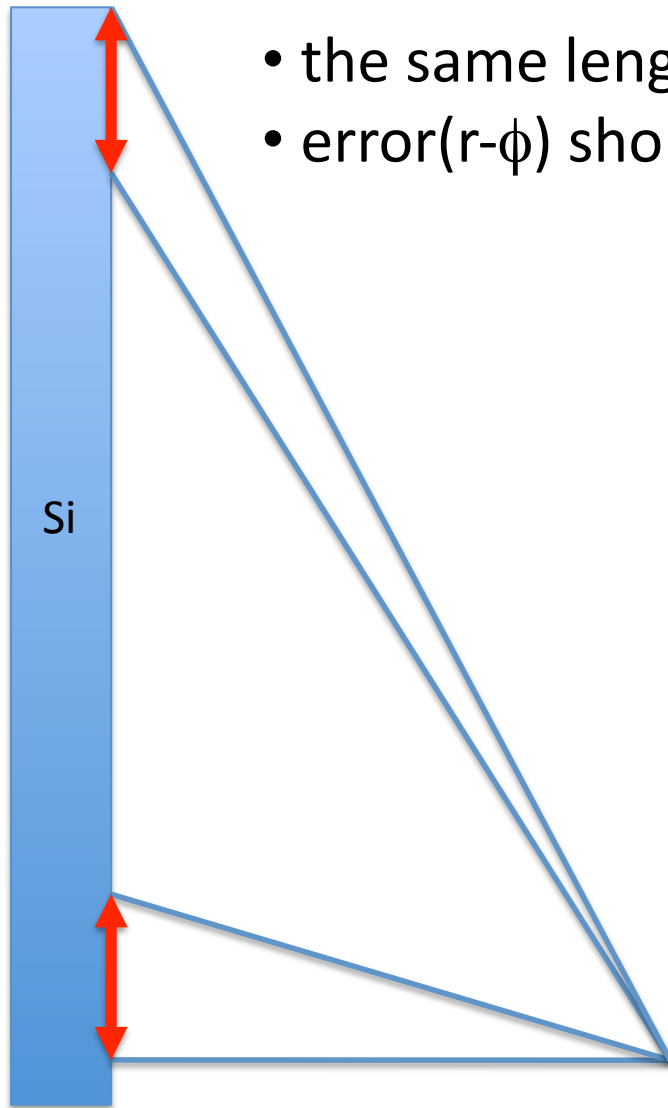
X-Y hit position	R-Phi resolution	R-Phi error	R-Phi pull
R-Z hit position	Z resolution	Z error	Z pull

digitization smearing & error assignment are inconsistent

pull not gaussian!



hit error and angular dependence



- the same length of silicon can resolve a smaller angle
- error(r - ϕ) should scale as $\cos\phi$ and not $1/\cos\phi$

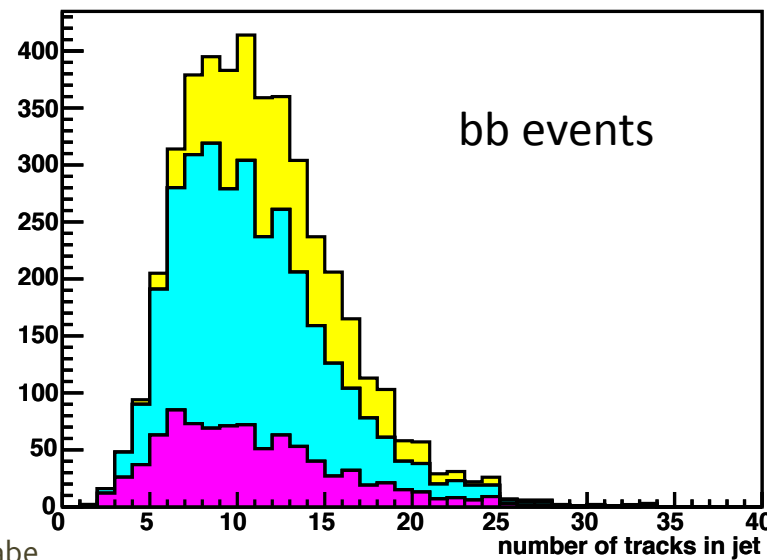
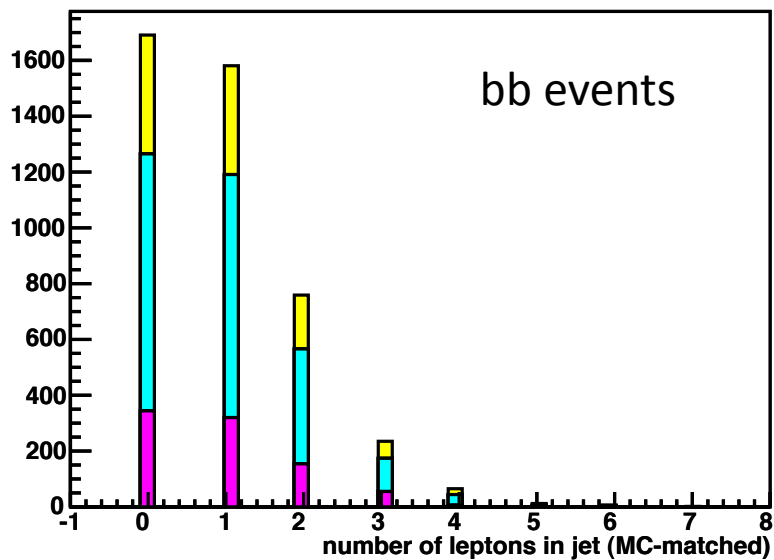
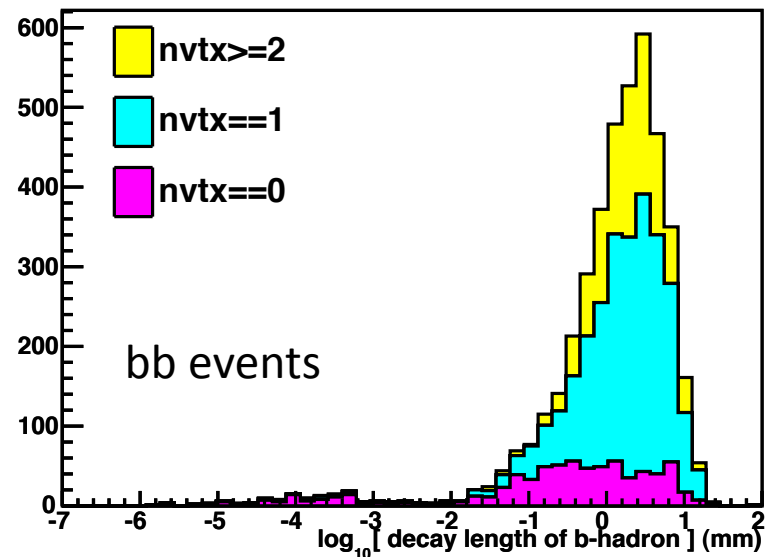
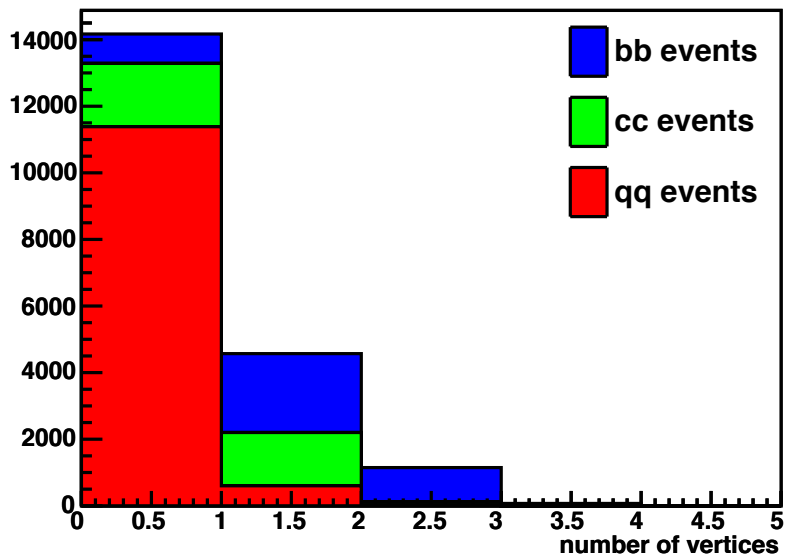


MC studies of jet topologies

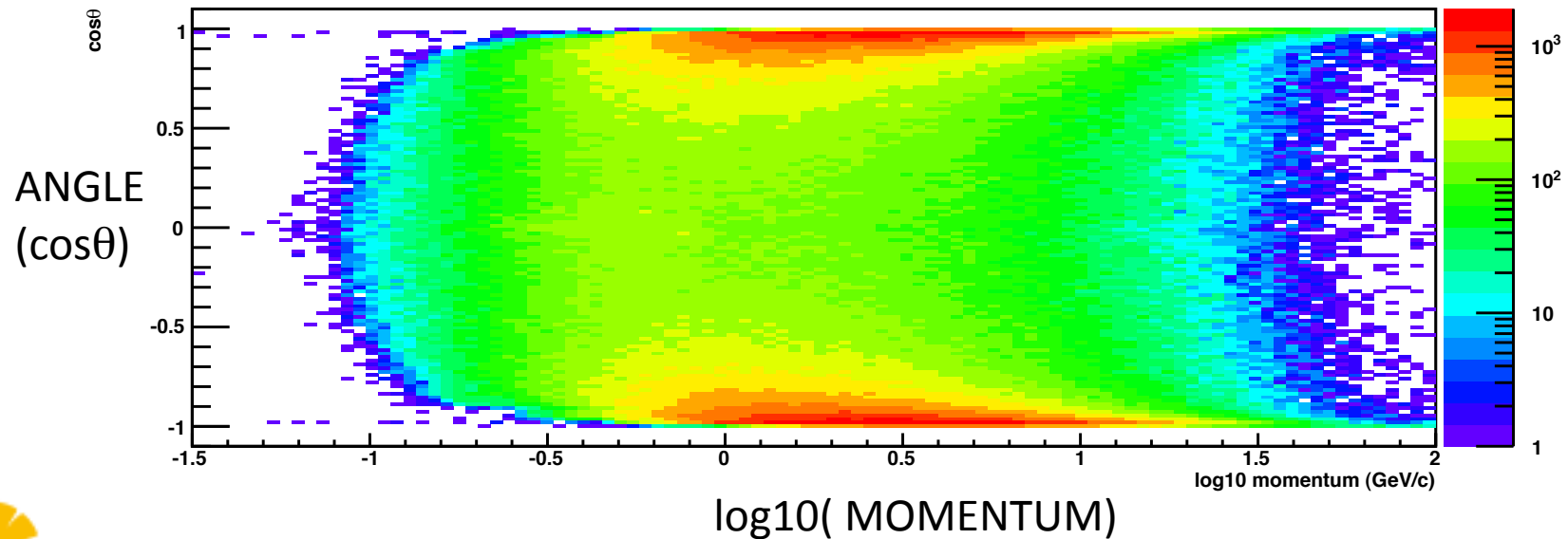
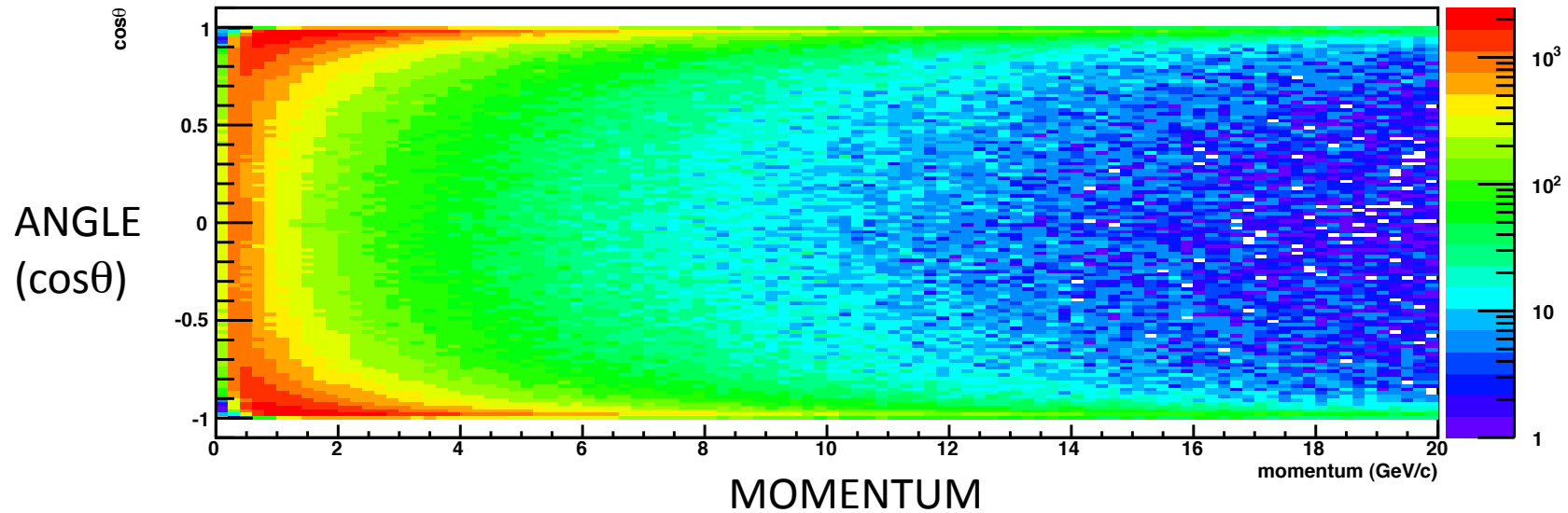
- the purpose here is to evaluate the performance of the vertex finding algorithms.
- for every track found to form a vertex, find its most immediate semi-stable parent (via MC information)
- the following particles have been classified as semi-stable:
 - b-hadrons: $B^0, B^+, B_s^0, B_c^0, (\Lambda_b^0, \Xi_b^-, \Xi_b^0), \Omega_b^-$
 - c-hadrons: $D^0, D^+, D_s^+, \Lambda_c^+, \Xi_c^0, \Xi_c^+, \Omega_c^0$
 - s-hadrons: $K^0, K^+, \Lambda, \Sigma^+, \Sigma^0, \Sigma^-, \Xi^0, \Xi^-, \Omega^-$



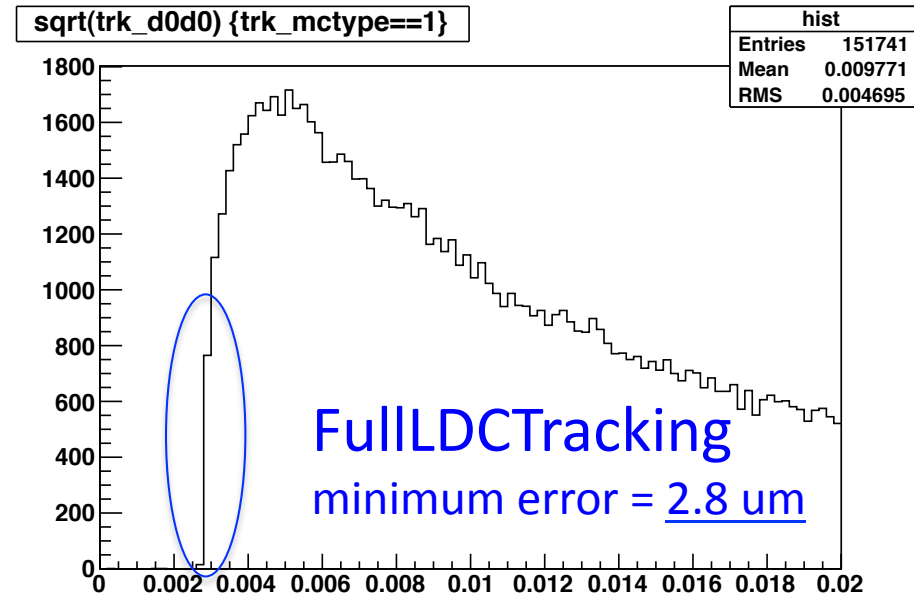
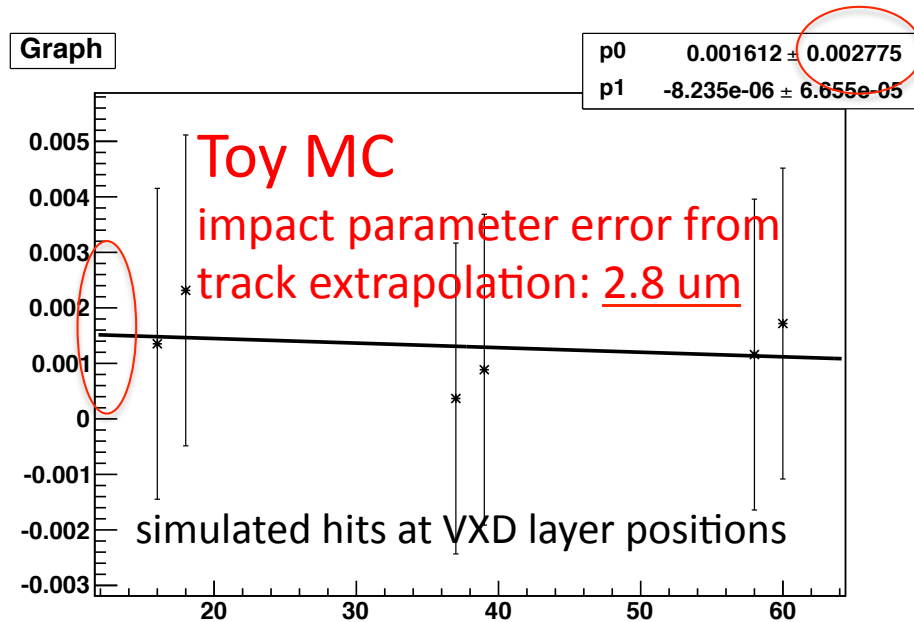
secondary vertex



2d distribution



check track extrapolation

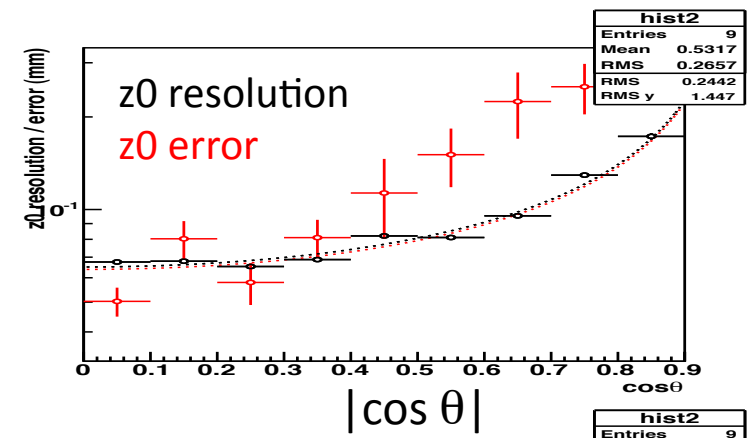
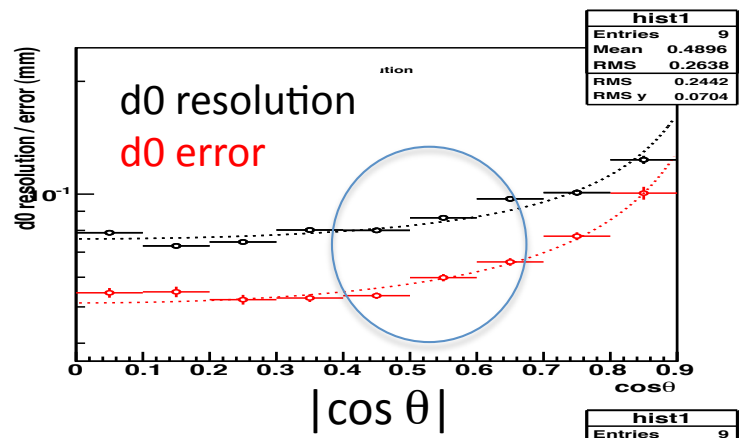


- minimum track errors from FullLDCTracking are consistent with toy MC
 - straight line fit -> corresponds to high momentum track with $|\cos\theta| = 0$
- must check momentum and angle dependence

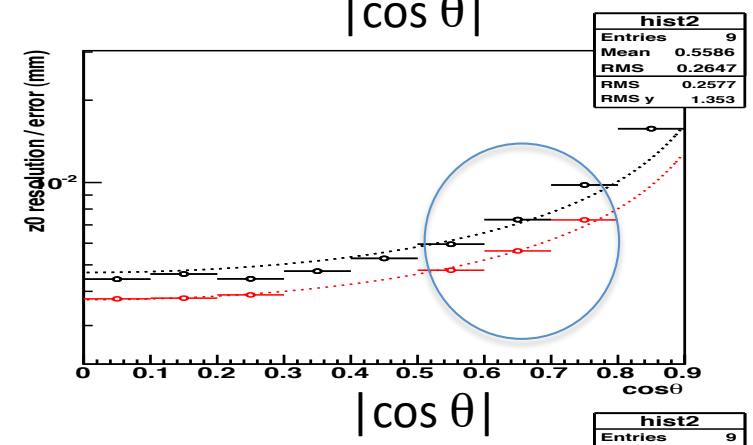
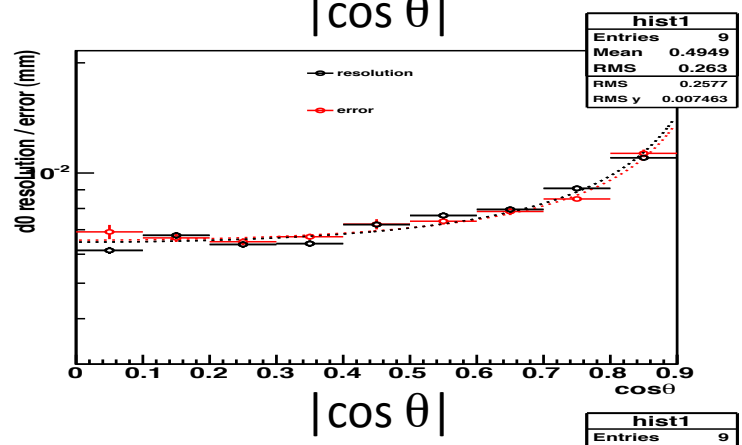


impact parameter: momentum dependence

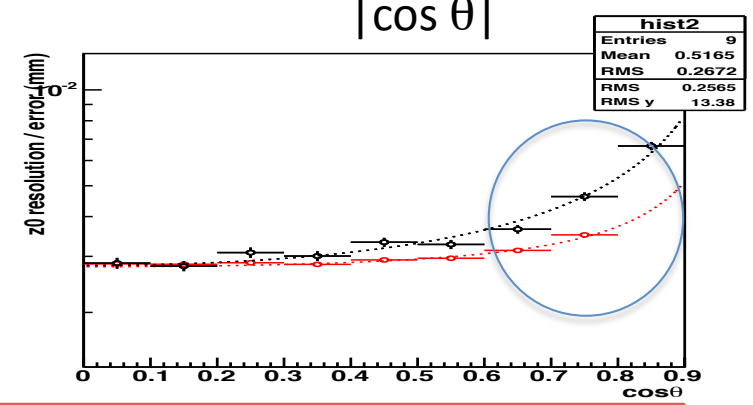
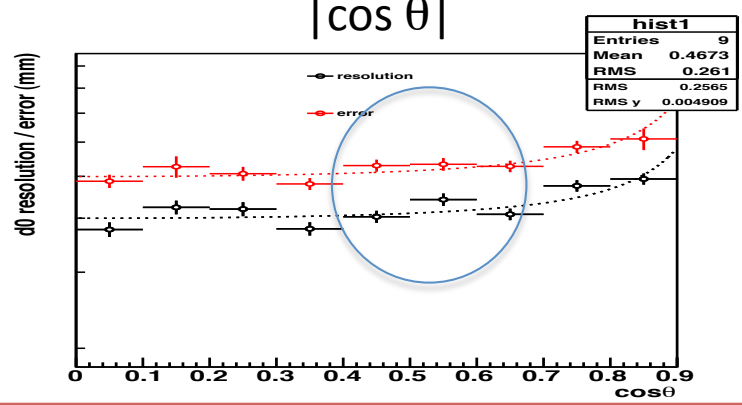
0.1 < p < 0.4 GeV



3 < p < 5 GeV



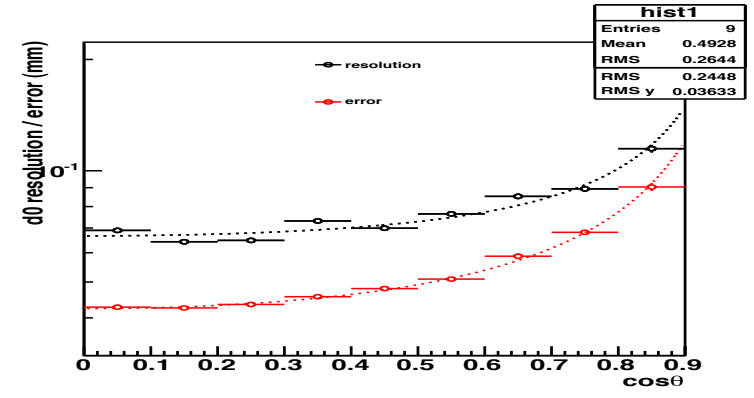
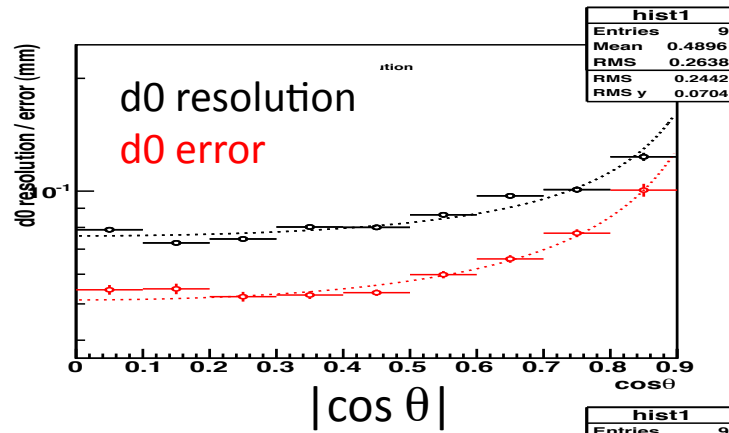
10 < p < 20 GeV



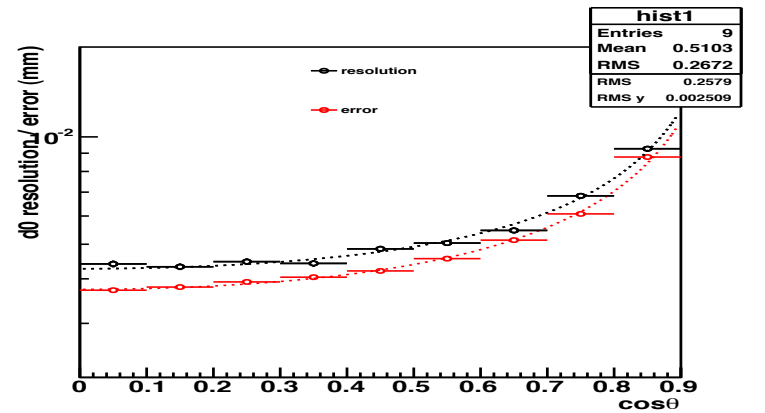
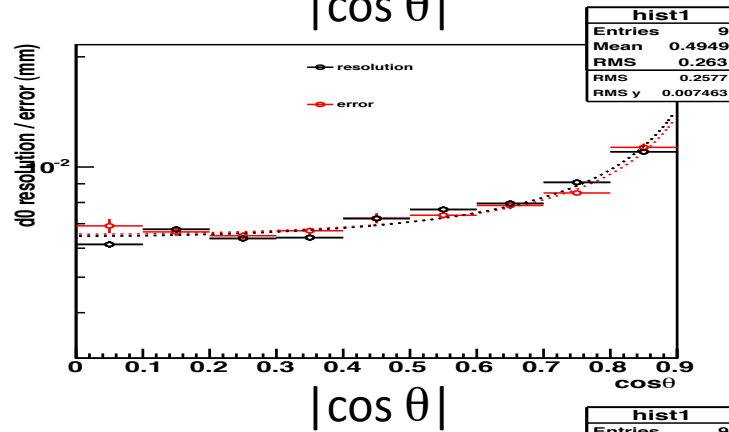
momentum dependence hints at inaccurate estimate of multiple scattering

error calibration (3)

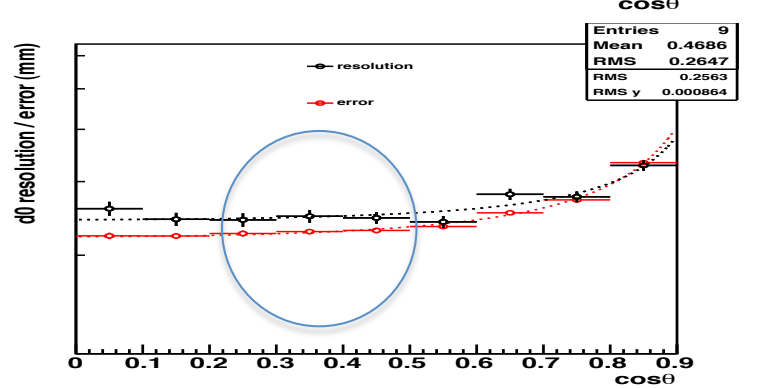
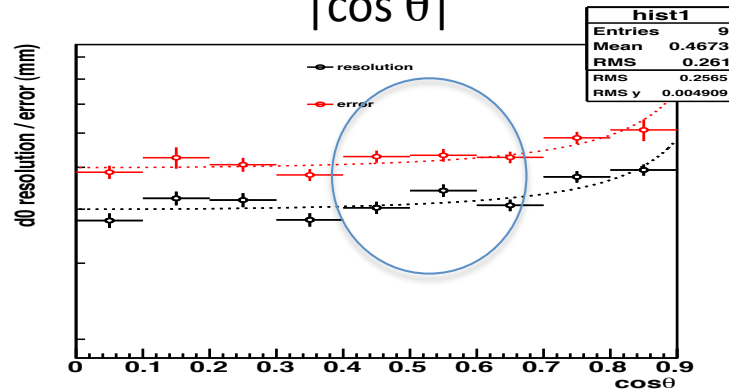
0.1 < p < 0.4 GeV



3 < p < 5 GeV



10 < p < 20 GeV



momentum dependence hints at inaccurate estimate of multiple scattering