

Higgs BR study for DBD

ILD Workshop 2012 @ Kyushu

May. 23. 2012

H. Ono (NDU)

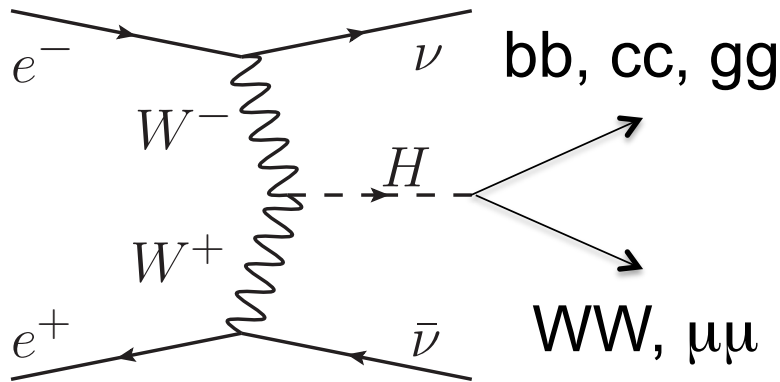
Higgs related study for DBD

- Detector benchmarking study @1 TeV (ILD full sim)
 1. $\nu\nu H \sigma \times BR$ @1 TeV ($H \rightarrow bb, cc, gg, WW, \mu\mu$)
 2. ttH @1 TeV
 3. $W+W-$ @1 TeV
 4. In addition: Higgs self coupling and tt @500 GeV
- Physics chapter (Summarize all the results)
 - Compile all the update results (LOI and its post)
 - Summarize precision of the Higgs measurement in ILC $E_{cm}=250$ GeV, 350 GeV, 500 GeV and 1 TeV

$\nu\nu H$ @ 1 TeV for DBD

DBD benchmark: $\sigma \cdot BR$ for $\nu\nu H$, $H \rightarrow \mu\mu$, bb , cc , WW , gg with $L=1 \text{ ab}^{-1}$

$\nu\nu H$ produced through W -fusion

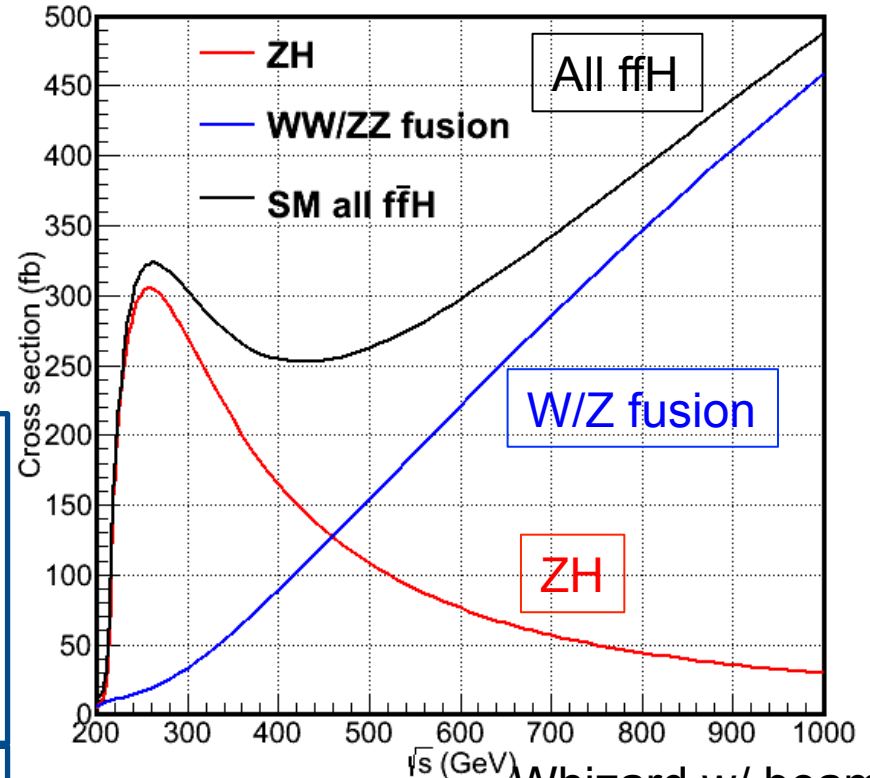


$H \rightarrow bb, cc, gg$ (Hadronic decay)
 \rightarrow Flavor tagging on di-jet
 (Same strategy as LOI 250 GeV)
 Use flavour-template fitting

$H \rightarrow WW^*$, $WW \rightarrow qqqq$ (4j)
 (250 GeV and 500 GeV (Tian))

$H \rightarrow \mu\mu$: Muon ID

$P(e^-, e^+) = (-0.8, 0.3)$



Whizard w/ beam pol.

Main backgrounds (WW, ZZ, ZWW)

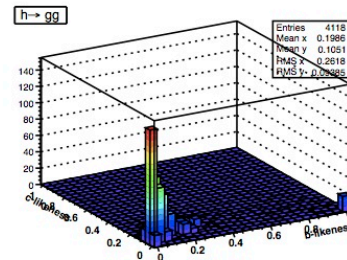
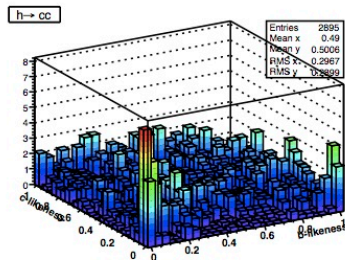
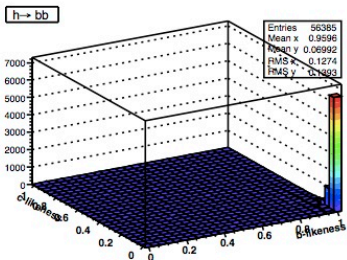
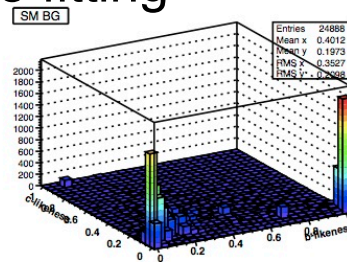
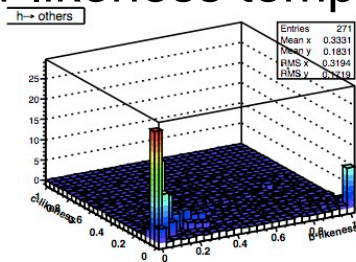
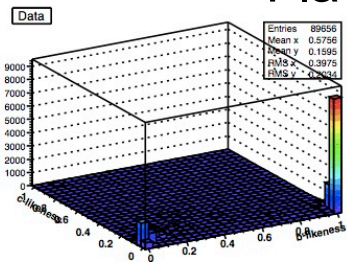
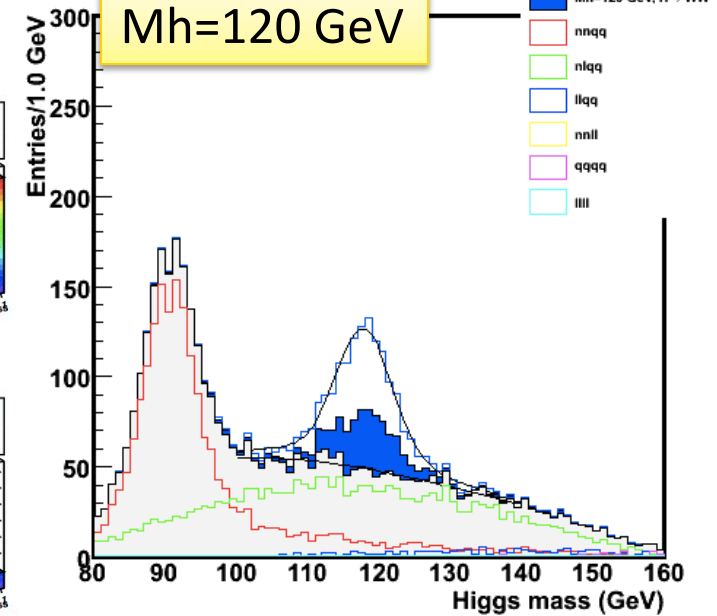
ZH → vvH at E_{cm} = 250 GeV (LOI and post)

ZH → vvH (H → bb, cc, gg, WW → qq qq)

L = 250 fb⁻¹, M_H = 120 GeV

Flavor likeness template fitting

P(e⁺, e⁻) = (-0.3, +0.8)



vvH channel only

$\Delta\sigma\text{Br}/\sigma\text{Br}(H \rightarrow bb) = 1.6\%$

$\Delta\sigma\text{Br}/\sigma\text{Br}(H \rightarrow cc) = 13\%$

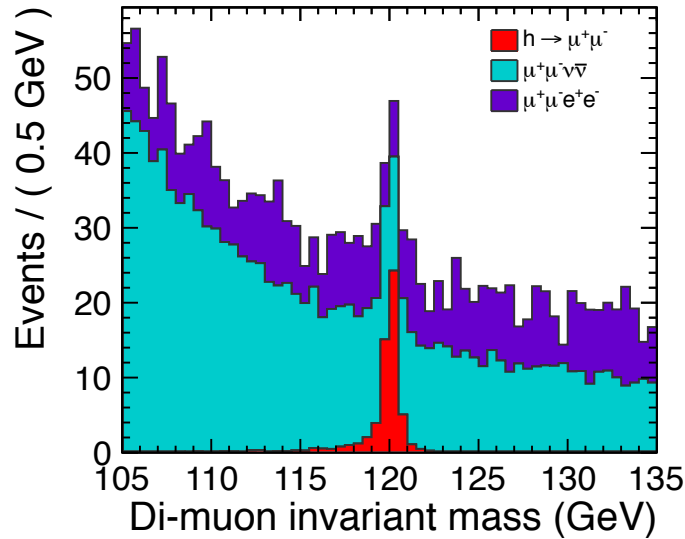
$\Delta\sigma\text{Br}/\sigma\text{Br}(H \rightarrow gg) = 14\%$

ZH → vvH, H → WW* → qq qq

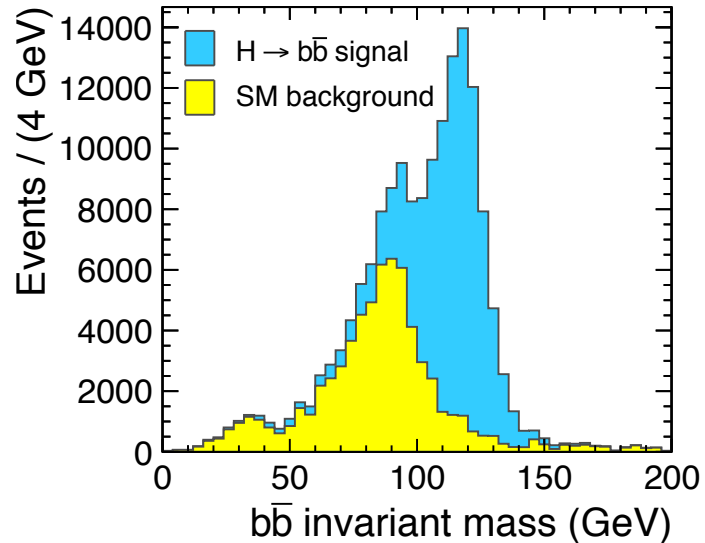
$\Delta\sigma\text{BR}/\sigma\text{BR}(H \rightarrow WW \rightarrow qq qq) \sim 13\%$

vvH, H → WW @ 500 GeV is also studied by J. Tian (KILC12 Physics session)

Ref. CLIC CDR results $\nu\nu H$ @3 TeV



(a) $e^+e^- \rightarrow H\nu\bar{\nu}, H \rightarrow \mu^+\mu^-$



(b) $e^+e^- \rightarrow H\nu\bar{\nu}, H \rightarrow b\bar{b}$

$E_{cm}=3$ TeV, $H \rightarrow bb, cc, \mu\mu$, $L=2$ ab^{-1}

	$H \rightarrow bb$	$H \rightarrow cc$	$H \rightarrow \mu\mu$
Eff.	54.6%	15.2%	25%
Precision of $\sigma \times Br$	0.22%	3.24%	23%

CLIC CDR

$\sigma \times \text{Br}$ measurement accuracies

$P(e^+, e^-) = (+0.3, -0.8)$, $M_H = 120$ GeV with different luminosity

E_{cm}		250 GeV (LOI and post) ($L=250 \text{ fb}^{-1}$)				1 TeV (DBD) ($L=1 \text{ ab}^{-1}$)			3 TeV (CLIC) ($L=2 \text{ ab}^{-1}$)
σ (fb)		354.1 fb (ZH)				465.5 fb (W-fusion)			(W-fusion)
H decay	BR	$\sigma \times \text{BR}$	250 fb^{-1}	$\Delta \text{Br}/\text{Br}$ (comb.)	$\Delta \sigma \text{Br}/\sigma \text{Br}$ (vvH only)	$\sigma \times \text{BR}$	1 ab^{-1}	$\Delta \sigma \text{Br}/\sigma \text{Br}$ (Scale)	$\Delta \sigma \text{Br}/\sigma \text{Br}$ (2 ab^{-1})
$H \rightarrow bb$	64.1%	227.1	56777	2.7%	1.6%	298.6	298552	0.8%	0.2%
$H \rightarrow cc$	3.1%	10.8	2703	8.1%	12%	14.2	14211	6%	3.2%
$H \rightarrow gg$	7.0%	24.9	6225	9.0%	14%	32.7	32733	7%	
$H \rightarrow WW$	15.0%	53.1	13286	8.4%	13%	69.9	69860	6%	
$H \rightarrow \mu\mu$	0.03%	0.11	28			0.15	149		23%

Large statistical gain at 1 TeV compare to 250 GeV
thanks to the larger cross-section and higher luminosity

(2.5% of σ uncertainty at 250 GeV, $H \rightarrow WW$ case, use opposite pol. at 250 GeV)

Current status of vvH samples

- Signal samples
 - vvh @1 TeV: Produced at SLAC site
Correct technical issue, soon accessible on GRID
 - Now using test samples generated at KEK site
using 1000-B1b_ws beam parameter set
- BG generator samples
 - 2f, 4f: Generation complete at DESY site
Partially copied and test with these samples
 - 6f: Already produced at SLAC site
Soon accessible on GRID
 - As a test, small statistics samples are generated on KEK site
Mokka sim. is also tested with these samples

2f, 4f stdhep samples generated at DESY

	Decay	$\sigma(\text{eLpL})$	$\sigma(\text{eLpR})$	$\sigma(\text{eRpL})$	$\sigma(\text{eRpR})$	M evt @1 ab ⁻¹ Pol (+0.3, -0.8)
$\sigma(\text{vvH})$		0	795.4	5.5	0	0.47
singleW	l	533	2990	3	532	2.0 M
singleW	sl	1580	8963	7	1578	5.8 M
singleZee	l	8343	8685	8435	8386	8.6 M
singleZee	sl	2339	2577	2265	2334	2.5 M
singleZnunu	l	0	472	6	0	0.3 M
singleZnunu	sl	0	2290	25	0	1.3 M
singleZsingleWMix	l	304	1521	33	304	1.0 M
WW	h	0	3355	9	0	2.0 M
WW	l	0	342	1	0	0.2 M
WW	sl	0	4117	14	0	2.4 M
ZZ	h	0	301	115	0	0.2 M
ZZ	l	0	24	14	0	0.0 M
ZZ	sl	0	255	117	0	0.2 M
ZZWWMix	h	0	2795	29	0	1.6 M
ZZWWMix	l	0	353	7	0	0.2 M
Z	eey	1109	1938	1697	1111	1.6 M
Z	h	0	9375	5203	0	5.7 M
Z	l	0	1627	1326	0	1.0 M

Calculation from $\sigma \times L$ ($L=1 \text{ ab}^{-1}$) required this channel

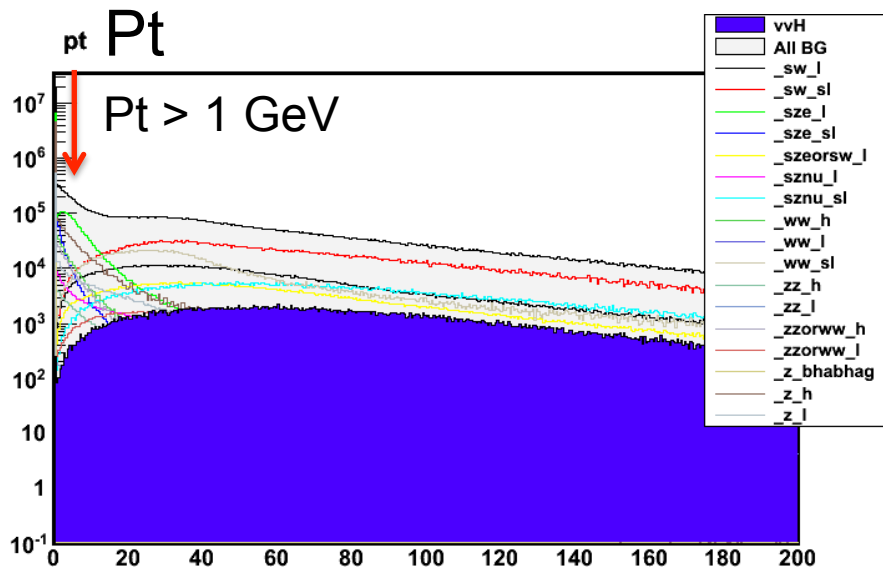
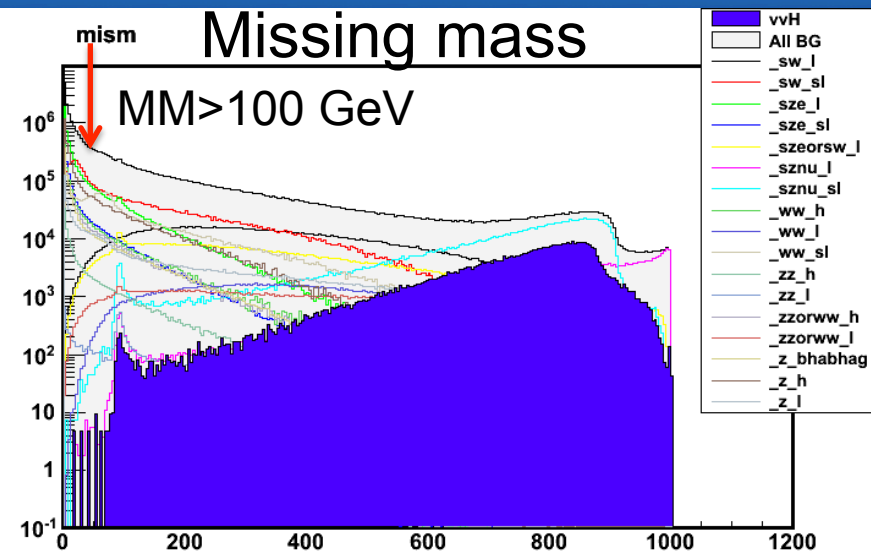
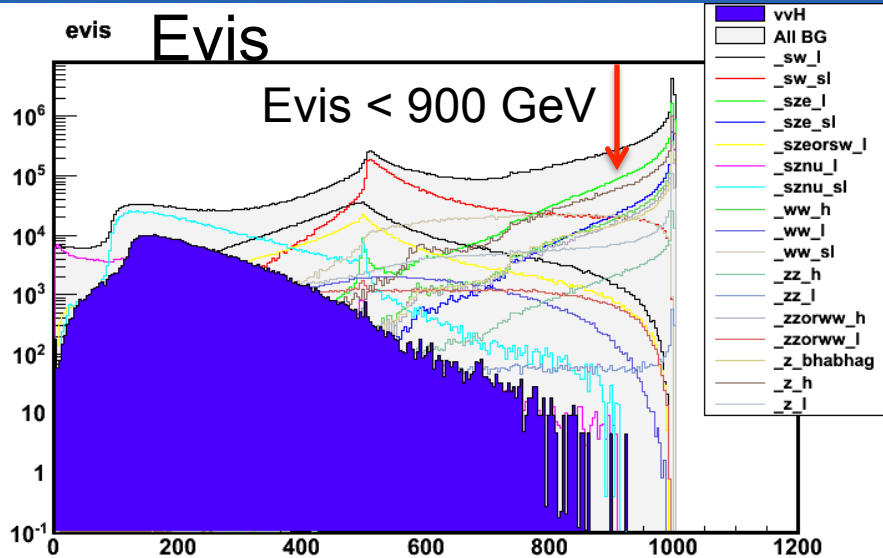
BG 4f
28.2 M

→ Pre-selection should be considered

→ Check with small sample and select samples

BG 2f
8.3 M

Pre-selections for BG suppression



Pre-selection on gen. sample

Evis < 900 GeV

MissingMass < 100 GeV

Pt > 1 GeV

$|\cos\theta| < 0.995$
will also be considered for further reduction

Pre-selection summary

	Decay	Gen	Pre-sel	Cut Eff.
$\sigma(\nu\nu H)$		465446	464447	0.2%
singleW	l	1.95E+06	1.82E+06	6.9%
singleW	sl	5.84E+06	2.17E+06	62.9%
singleZee	l	8.56E+06	354581	95.9%
singleZee	sl	2.47E+06	30231.8	98.8%
singleZnunu	l	1.01E+06	896862	10.9%
singleZnunu	sl	276078	258490	6.4%
singleZsingleWMix	l	1.34E+06	1.33E+06	0.9%
WW	h	1.96E+06	41258.7	97.9%
WW	l	200062	192705	3.7%
WW	sl	2.41E+06	963838	60.0%
ZZ	h	180411	13638.9	92.4%
ZZ	l	14313.3	7929.83	44.6%
ZZ	sl	153270	70756.1	53.8%
ZZWWMix	h	1.64E+06	34570.8	97.9%
ZZWWMix	l	206732	188103	9.0%
Z	eey	1.61E+06	0	100.0%
Z	h	5.67E+06	233020	95.9%
Z	l	998092	290889	70.9%

Pre-selection on MC sample

$E_{vis} < 900 \text{ GeV}$

MissingMass < 100 GeV

Pt > 1 GeV

Investigate pre-selection
for mass production

6f will be shared with tth study

WW can share with WW study

BG 4f

28.2 M \rightarrow 8.4M

BG 2f

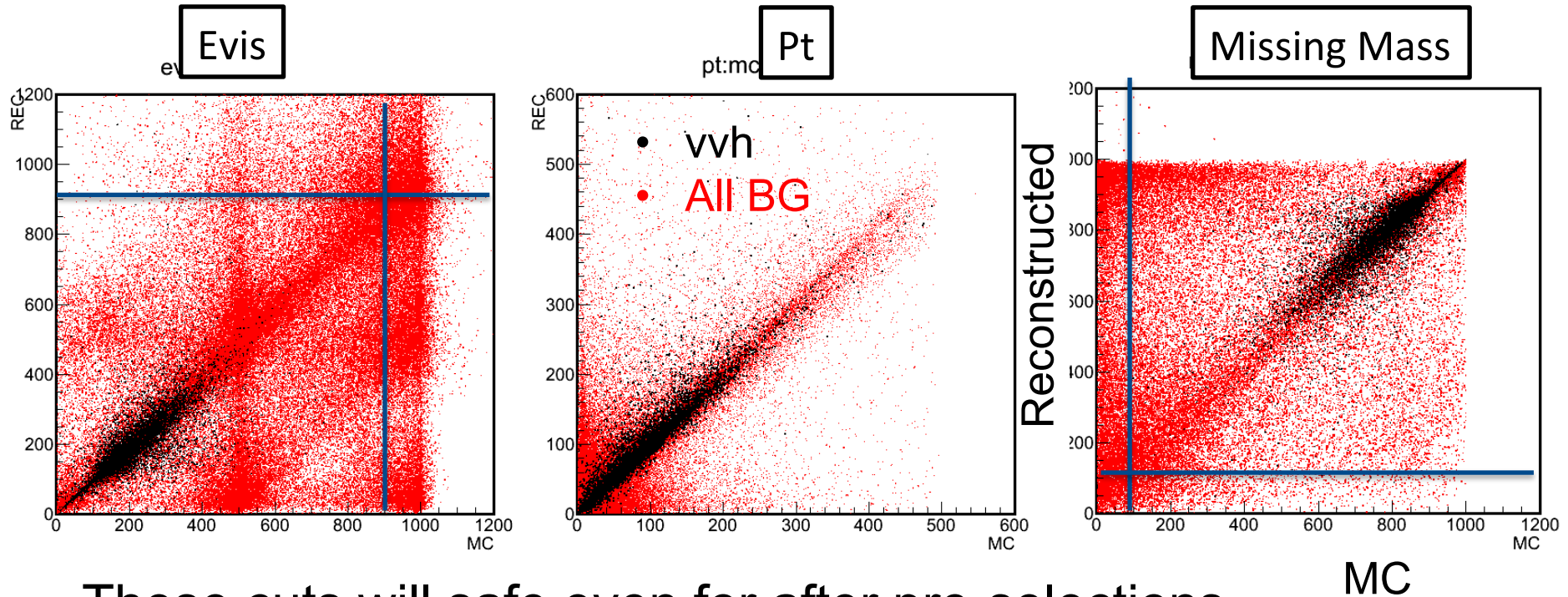
8.3 M \rightarrow 0.5M

Total BG: 8.9 M events

MC vs Reconstructed Hits

Reconstruction with ilcsoft v01-13-05

mokka-07-07-p07 with ILD_O1_v02 model only with 10k events



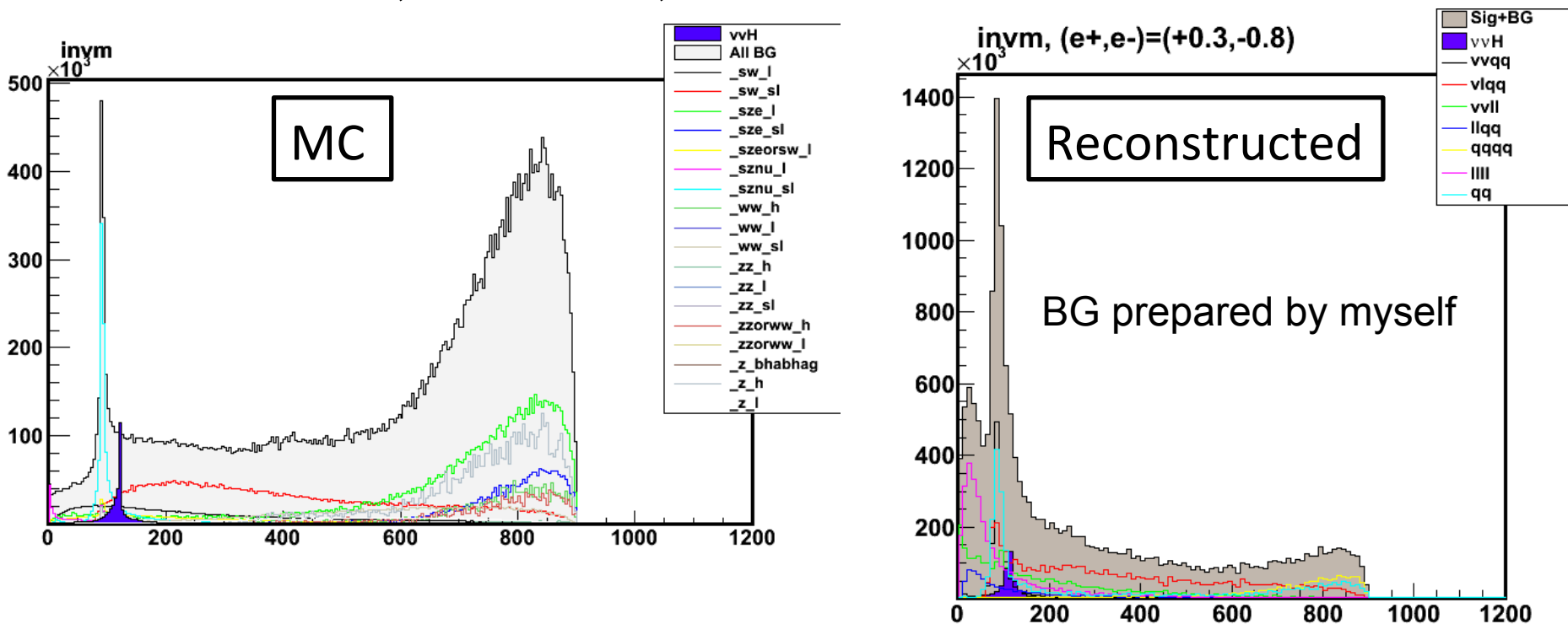
These cuts will be safe even for after pre-selections

These stdhep samples are generated with whizard1.95

using same beam parameter sets 1000-B1b_ws

Higgs mass distribution

Invariant mass distribution after the pre-selection
 $E_{vis} < 900 \text{ GeV}$, $P_t > 1. \text{ GeV}$, $MissM > 100 \text{ GeV}$



Main BGs are **vvqq** and **vlqq** final states for Higgs reconstruction
Use shared BG samples and select
To be check the flavor-tagging performance as next

Requests of vvH signal and BG samples

- Sig/BG Samples request
 - Hopefully 2 ab⁻¹ of vvH signal, 2f and 4f backgrounds for template fitting procedure
 - Pre-selection (>60M → 18M (2x8.9M)) to be reduced
 - 2f, 4f(WW) BG samples will share with WW study without the pre-selection at fist
 - Check with small statistics of full simulation samples
Final selection and select mass production samples
 - 1 ab⁻¹ for 6f (ZWW main) shared with tth study
 - vvH signal, 6f stdhep production was finished at SLAC
 - Will ready soon on the Grid, share with tth
 - H → μμ and the other channels are generated separately

DBD physics chapter

Higgs Br and $\sigma \times \text{Br}$ in different E_{cm}

Measurement accuracy	250 GeV (250 fb ⁻¹)	350 GeV (250 fb ⁻¹)	500 GeV (500 fb ⁻¹)	1 TeV (1 ab ⁻¹)	3 TeV (2 ab ⁻¹)
$\sigma \times \text{Br}(H \rightarrow bb)$	1.0% (comb.)	0.9% (comb.)		DBD	0.22%
$\sigma \times \text{Br}(H \rightarrow cc)$	7.7% (comb.)	6.8% (comb.)		DBD	3.2%
$\sigma \times \text{Br}(H \rightarrow gg)$	8.9% (comb.)	7.5% (comb.)		DBD	
$\sigma \times \text{Br}(H \rightarrow WW)$	8% (prelim)		3.0% (Tian)	DBD	
$\sigma \times \text{Br}(H \rightarrow \mu\mu)$				DBD	23.3%
$\text{Br}(H \rightarrow bb)$	2.7% (comb.)	3.6% (comb.)			
$\text{Br}(H \rightarrow cc)$	8.1% (comb.)	7.7% (comb.)			
$\text{Br}(H \rightarrow gg)$	9.0% (comb.)	8.2% (comb.)			
$\text{Br}(H \rightarrow WW)$	8.4% (prelim)		~4% (Tian)		
$\text{Br}(H \rightarrow \mu\mu)$					

$\Delta \sigma / \sigma_{250} = 2.5\%$ on $\sqrt{s} = 250$ GeV (ZH recoil, $L = 250 \text{ fb}^{-1}$)
 $\Delta \sigma / \sigma_{350} = 3.5\%$ on $\sqrt{s} = 350$ GeV (Scaled from 250 GeV)
 σ measurement strategy in Higher \sqrt{s} case?

Ref. CLIC CDR
 KILC physics session
 J. Tian (vvH @500 GeV)

Higgs physics status

Analysis	Observable	Physics	Energy	Status	Results	Assing and schedules
Mh	Mass	Mass	250 GeV	LOI, Z→ll recoil	30 MeV	new beam pram at 250 GeV
Total width	WWH, Br(WW*)	Total width	500 GeV	vvH (fusion) WWH	5%	Tian
spin	angular distribution	Spin		not yet		
spin	sigma_ZH(E), all ZH, H→bb	Spin	210~250 (2 points)	need calculation	RDR	Scale from 250 GeV
CP	angular distribution	CP		RDR, not yet	RDR	
CP	sigma_tot	CP	250 GeV	need calculation	RDR	Ono
Z→ll recoil	Mh, sigma_ZH	ZZH coupling, Mh	250 GeV	LOI	2.5%	Tian Include ZH/eeH @500 GeV
Z→qq recoil	Mh, sigma_ZH	ZZH coupling, Mh	250 GeV	not yet		
Br(bb)	Branch	Yukawa coupling ffH	250,350,500,1TeV	prepare publish (250,350), DBD	2.7%, 3.6%	To be published
Br(cc)	Branch	Yukawa coupling ffH	250,350,500,1TeV	prepare publish (250,350), DBD	8.1%, 7.7%	To be published
Br(gg)	Branch	Loop coupling, NP in loop	250,350,500,1TeV	prepare publish (250,350), DBD	9.0%, 8.2%	To be published
Br(ττ)	Branch	Yukawa coupling ffH	250, 500, 1TeV	RDR, not yet		To be assigned
Br(μμ)	Branch	Yukawa coupling ffH	250, 500, 1TeV	not yet, DBD		Calancha
Br(WW*)	Branch	WWH coupling, Spin	250, 500, 1TeV	qqqq (250) done, lvqq (250) on going DBD	8.4%	Ono, ACFA 2012.04
Br(ZZ*)	Branch	ZZH coupling, spin	250, 500, 1TeV	stand by (250)		Ono
Br(Zγ)	Branch	Loop coupling	250, 500, 1TeV	stand by (250)		Calancha
Br(γγ)	Branch	Loop coupling	250, 500, 1TeV	on going (250)		Calrancha, ACFA 2012.04
ZHH	sigma_ZHH	Self coupling	500 GeV	LOI, DBD, prepare publish	57%	Tian, Suehara
ttH	sigma_ttH	Yukawa coupling ffH	500, 1TeV	LOI, published, DBD	11%	Yonamine, Tanabe,
vv/eeH (fusion)	sigma_vv/eeH	WWH, ZZH coupling	500 GeV	on going		Tian
tt	sigma_tt	Yukawa ttH (Higgs exchange)	350 GeV	not yet		

Summary

- vvH @ 1 TeV benchmarking
 - Evaluating generator samples and pre-selections
 - Select major BG and generated samples
 - Check BG sample sharing with WW study
 - Start analyze with small statistical samples (hard to gen. $2ab^{-1}$ with all channels)
 - Select mass production channel if need
- DBD physics chapter (Best accuracies in ILC)
 - Need to cover all Higgs properties and couplings
 - ffH coupling: BRs are covered, except $H \rightarrow \tau\tau$ at now
 - Compile latest results into RDR results

Backup

Physics chapter in DBD

Higgs coupling with each particle

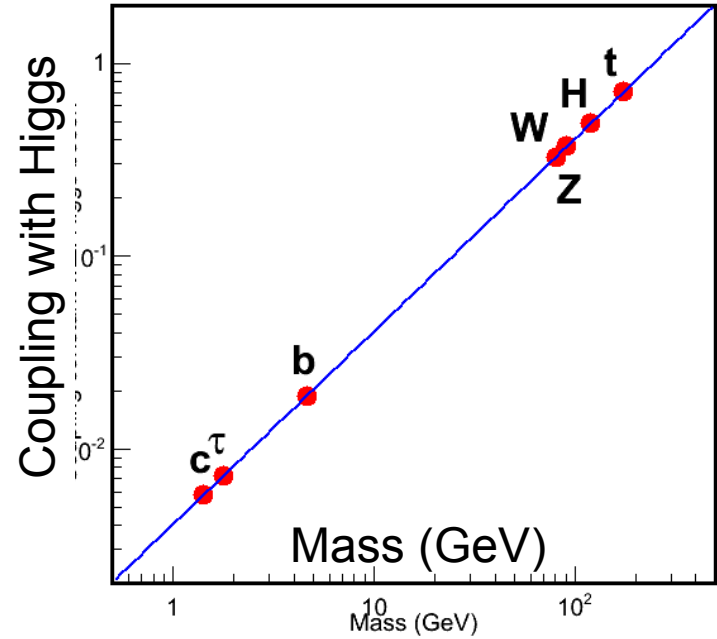
- ffH (ttH): Branching fraction

$$\text{Br}(H \rightarrow f\bar{f}) \propto (g_{ffH})^2$$
- WWH , ZZH : Cross section
- HHH : Self coupling

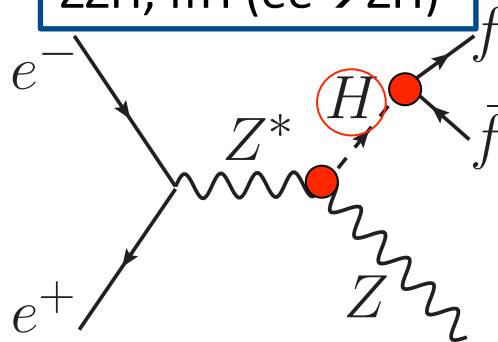
Higgs properties

- Mass
- Spin
- CP
- Natural width
- ...

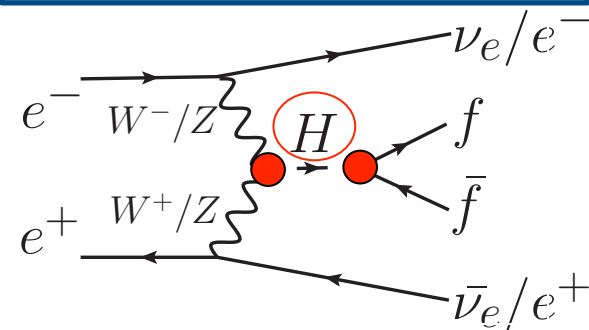
Update coupling precision



$ZZH, ffH (ee \rightarrow ZH)$



$WWH, ZZH (ee \rightarrow \nu\nu/eeH)$



$E_{\text{cm}}=250 \text{ GeV}$ $\text{Br}(H \rightarrow bb, cc, gg)$ analysis

Assuming $L=250 \text{ fb}^{-1}$, $P(e^+, e^-)=(+0.3, -0.8)$, $M_H=120 \text{ GeV}$
 $\Delta\sigma/\sigma_{250}=2.5\%$

$\sqrt{s}=250 \text{ GeV}$	$\nu\bar{\nu}H$	$q\bar{q}H$	e^+e^-H	$\mu^+\mu^-H$	comb.
$r_{b\bar{b}}$	1.000 ± 0.0161	1.0001 ± 0.0153	0.999 ± 0.0393	1.000 ± 0.334	1.000 ± 0.0103
$r_{c\bar{c}}$	0.998 ± 0.120	1.002 ± 0.121	0.98 ± 0.29	1.010 ± 0.237	0.999 ± 0.077
r_{gg}	0.993 ± 0.139	1.002 ± 0.121	0.991 ± 0.352	0.998 ± 0.207	0.995 ± 0.086
$\frac{\Delta(\sigma \cdot Br)}{\sigma \cdot Br}(H \rightarrow b\bar{b})$ (%)	1.64	1.53	3.93	3.34	1.03
$\frac{\Delta(\sigma \cdot Br)}{\sigma \cdot Br}(H \rightarrow c\bar{c})$ (%)	12.00	12.07	29.24	23.47	7.71
$\frac{\Delta(\sigma \cdot Br)}{\sigma \cdot Br}(H \rightarrow gg)$ (%)	13.98	13.84	35.54	20.72	8.86
$\frac{\Delta Br}{Br}(H \rightarrow b\bar{b})$ (%)	2.99	2.93	4.66	4.17	2.70
$\frac{\Delta Br}{Br}(H \rightarrow c\bar{c})$ (%)	12.24	12.32	29.35	23.61	8.11
$\frac{\Delta Br}{Br}(H \rightarrow gg)$ (%)	14.20	14.06	35.62	20.87	8.97

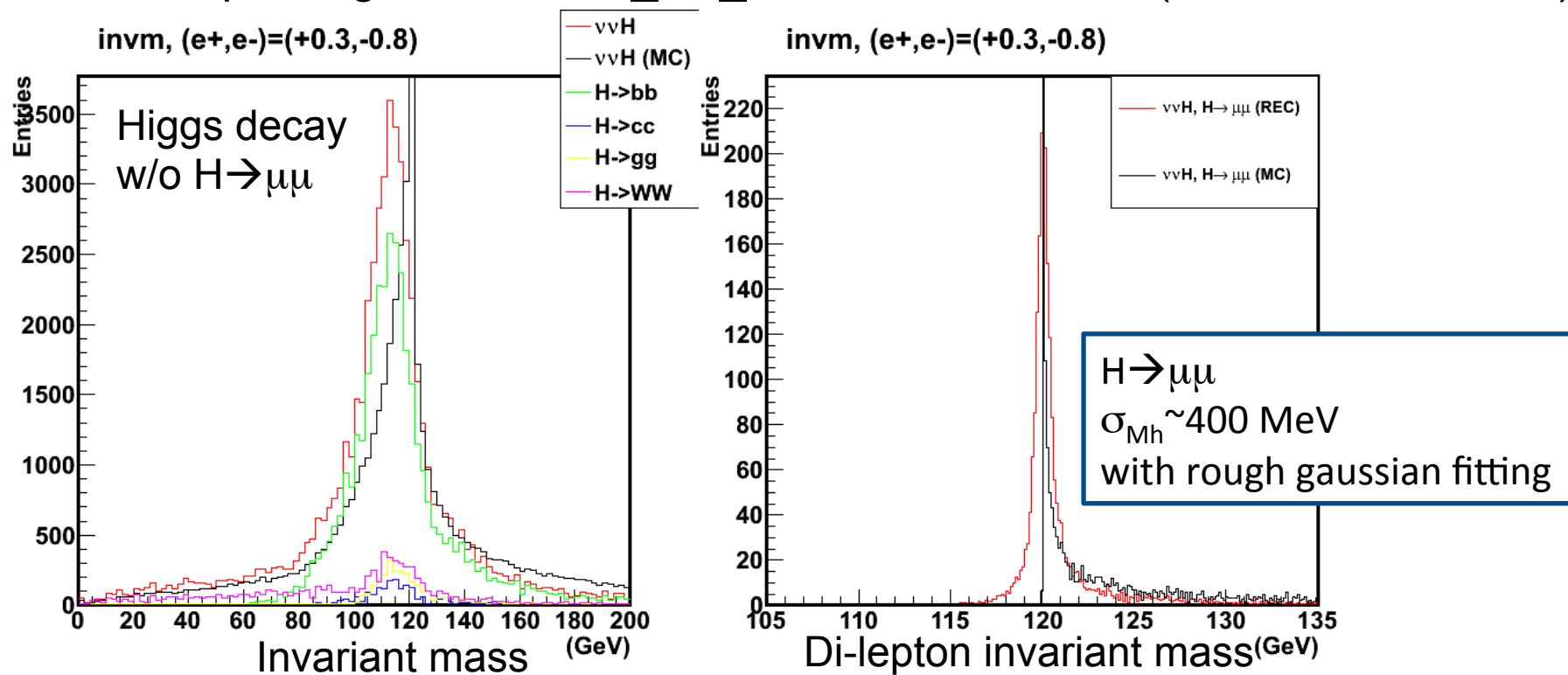
$E_{\text{cm}}=350 \text{ GeV}$ $\text{Br}(H \rightarrow bb, cc, gg)$ analysis

Assuming $L=250 \text{ fb}^{-1}$, $P(e^+, e^-)=(+0.3, -0.8)$, $M_H=120 \text{ GeV}$
 $\Delta\sigma/\sigma_{350}=3.5\%$

$\sqrt{s}=350 \text{ GeV}$	$\nu\bar{\nu}H$	$q\bar{q}H$	e^+e^-H	$\mu^+\mu^-H$	comb.
$r_{b\bar{b}}$	1.000 ± 0.0125	1.000 ± 0.0151	0.0998 ± 0.056	0.0998 ± 0.0505	1.000 ± 0.093
$r_{c\bar{c}}$	0.999 ± 0.098	0.994 ± 0.108	1.023 ± 0.260	1.017 ± 0.321	0.999 ± 0.068
r_{gg}	0.996 ± 0.096	0.999 ± 0.134	0.968 ± 0.348	0.973 ± 0.352	0.994 ± 0.074
$\frac{\Delta(\sigma \cdot Br)}{\sigma \cdot Br}(H \rightarrow b\bar{b})$ (%)	1.25	1.51	5.61	5.06	0.93
$\frac{\Delta(\sigma \cdot Br)}{\sigma \cdot Br}(H \rightarrow c\bar{c})$ (%)	9.78	10.91	25.47	31.57	6.84
$\frac{\Delta(\sigma \cdot Br)}{\sigma \cdot Br}(H \rightarrow gg)$ (%)	9.59	13.43	35.96	36.18	7.46
$\frac{\Delta Br}{Br}(H \rightarrow b\bar{b})$ (%)	3.14	3.25	6.31	5.65	3.62
$\frac{\Delta Br}{Br}(H \rightarrow c\bar{c})$ (%)	10.20	11.28	25.63	31.71	7.68
$\frac{\Delta Br}{Br}(H \rightarrow gg)$ (%)	10.02	13.74	36.08	36.30	8.24

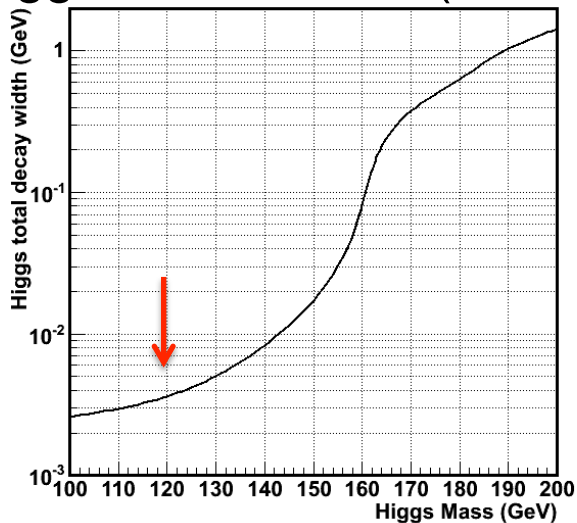
Test sample reconstruction

Invariant mass distribution of $\nu\nu H$ test sample produced by Tim.
 $\nu\nu H$ @1 TeV with one older beam parameter set (Aug 2010)
mokka-07-07-p05 tag and the ILD_O1_v01 detector model (Thanks Frank, Jan)

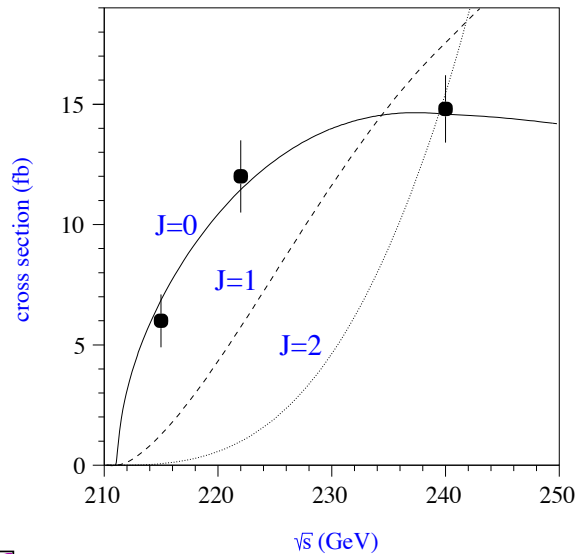


Higgs properties to be measured

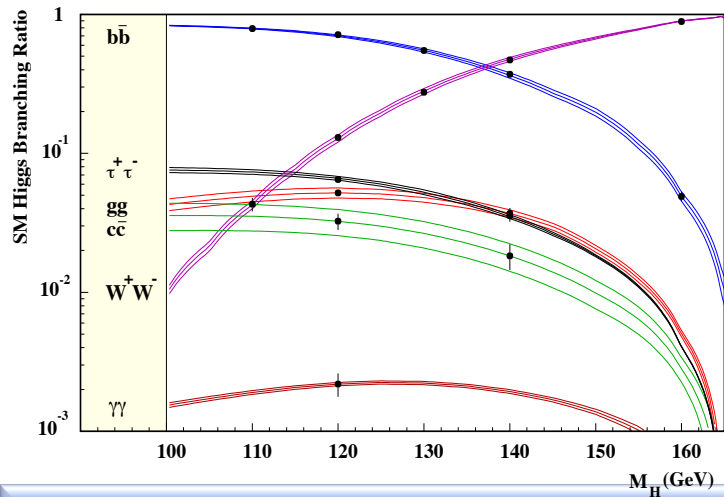
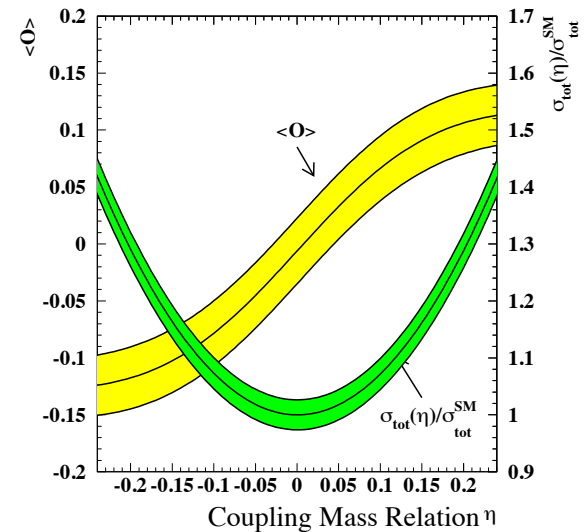
Higgs natural width (HDECAY)



Spin (xsec scan)



CP (Angular dist)



Update from RDR
Compile results
from LOI and post

