



Detector - Beam Delivery Interfacing

John Carter¹, Adrian Vogel²

1. Royal Holloway University of London

2. DESY, FLC Group

- Motivation
- Mokka
- BDSIM
- Geometry Model of the IR
 - A first step towards unifying our descriptions
- Conclusions & Outlook

22nd June 2005

ILC - BDIR



Motivation



General Motivation

- Many simulation tools exist - to model different aspects of the ILC
 - Linac tracking
 - Beam Delivery System tools
 - Detector modelling
 - Others (e.g. beam-beam interactions)
- These tools generally overlap in some form with at least one other tool...
- The passing and sharing of information between these tools needs to converge
 - To make sure we're working from the same parameter set, layout, etc.
 - To save time

Personal Motivation

- Mokka & BDSIM are both based on Geant4 and so both use similar geometry descriptions - so it makes sense to work towards a common input.



Mokka



- Mokka is a framework for full detector simulation
 - Based on Geant 4
 - Made for ILC studies - but can be used for other setups as well (prototypes, test beam installations, etc.)
- Mokka provides
 - A user-level interface to the Geant 4 toolkit
 - A common approach to define detector components ("Drivers")
 - A full persistency (= data storage) system (LCIO - Linear Collider Input/Output)
- Mokka geometry drivers
 - Construct single detector components
 - Read the actual geometry data from MySQL databases
 - Are plugged together to form "geometry models"
 - Drivers belonging to the chosen geometry model are invoked and read the geometry data at runtime



BDSIM



- BDSIM is a tool for simulating the Beam Delivery System
 - Also based on Geant 4
 - Designed to not only provide full optics tracking, but also secondary production
- BDSIM provides
 - Optimised and fast tracking solutions for particles in the BDS - similar to MAD
 - "Hands over" to Geant 4 to deal with showers and particle interactions
 - Takes MAD formatted optic lattices as input for general beamline components
- Now requires another form of component and geometry description to model the interaction region
 - Mokka's use of a MySQL database format seems a sensible start
 - As both tools have Geant 4 based requirements
- So a MySQL wrapper has been written to enable BDSIM to read Mokka-style input
 - A first step towards a common format!!



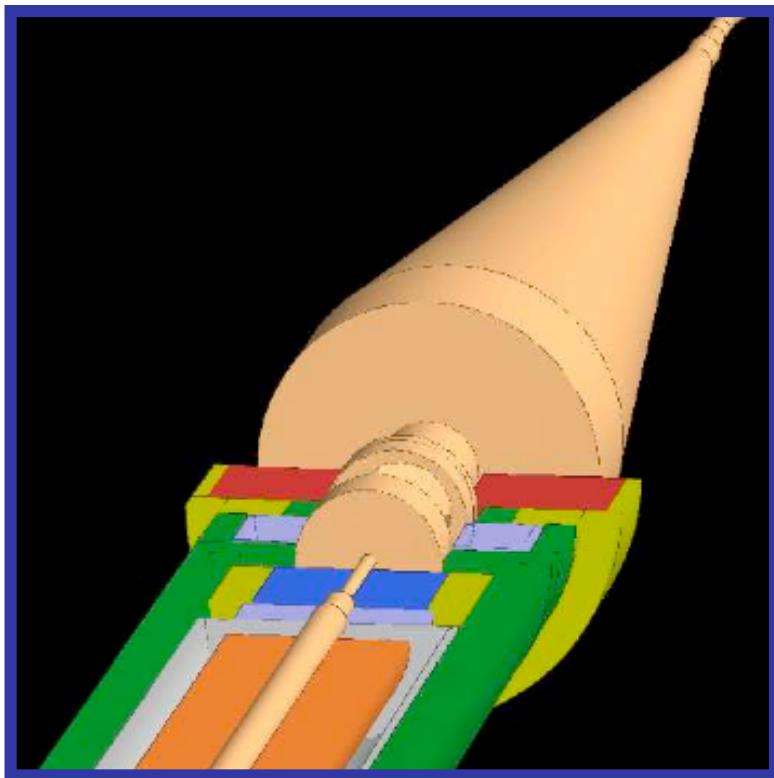
MySQL



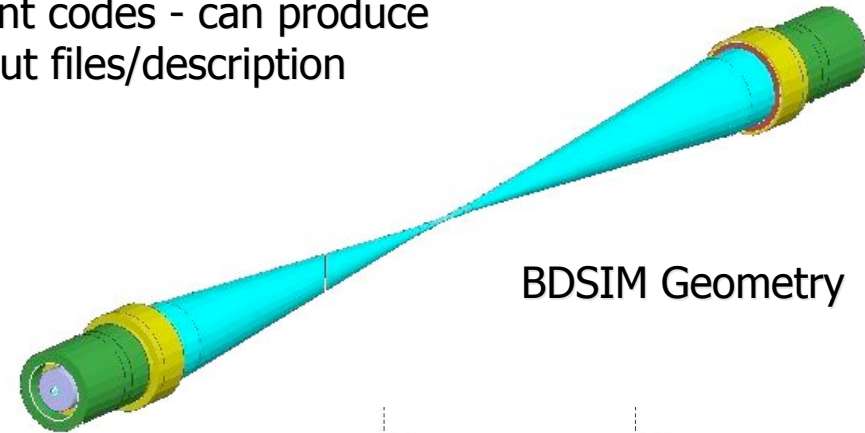
- Typical Example of MySQL dumped output
 - This could be parsed in 'offline mode'
 - Accessed directly by Client/Server MySQL server structure
- Creating a complex structure by defining multiple solids
 - Specifying dimensions, positioning, materials - and can be extended to any properties needed, such as field strengths for magnets

```
CREATE TABLE tungsten (  
  zStart      DOUBLE(10,3),  
  zEnd        DOUBLE(10,3),  
  rInnerStart DOUBLE(10,3),  
  rInnerEnd   DOUBLE(10,3),  
  rOuterStart DOUBLE(10,3),  
  rOuterEnd   DOUBLE(10,3),  
  material    VARCHAR(32),  
  name        VARCHAR(32)  
);  
# between LumCal and pump  
INSERT INTO tungsten VALUES (3250.0, 3340.0, 110.0, 110.0, 160.0, 160.0, "Tungsten", "");  
# shield around pump  
INSERT INTO tungsten VALUES (3340.0, 3510.0, 210.0, 210.0, 250.0, 250.0, "Tungsten", "");  
# shield behind pump  
INSERT INTO tungsten VALUES (3510.0, 3580.0, 100.0, 100.0, 250.0, 250.0, "Tungsten", "");  
# main support tube  
INSERT INTO tungsten VALUES (3580.0, 3960, 180.0, 180.0, 250.0, 250.0, "Tungsten", "");
```

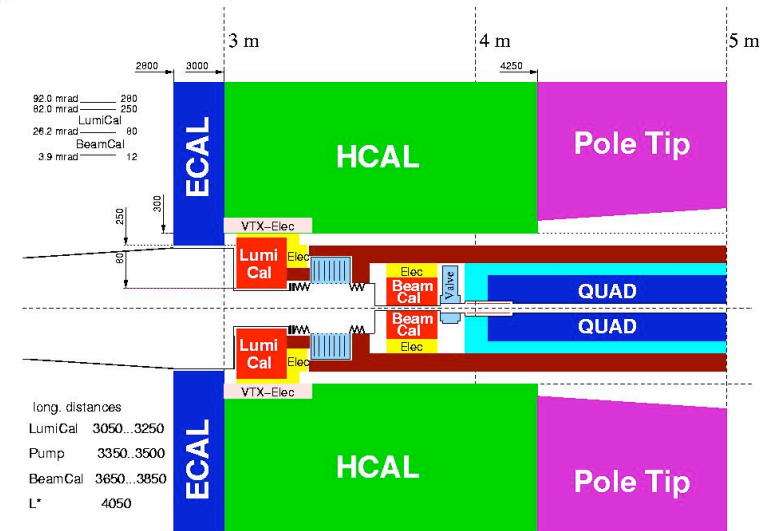
- Both BDSIM and Mokka - two independent codes - can produce the same geometries using the same input files/description



Mokka Geometry



BDSIM Geometry



Stahl Design used to produce the MySQL Geometry



Conclusions & Outlook



- There has been a tentative start in the direction of sharing geometry descriptions
 - So modifications and improvements to the geometries can be propagated quickly
 - Migration of BDSIM to MySQL input was a relatively straight forward and painless process
 - BDSIM still uses MAD-style inputs, but now “knows” how to handle MySQL
- It is often commented that standard and common output and input files need to be agreed upon...
 - We’re not proposing that MySQL should be this format - but it works for us and is a step in the right direction!
- As inspiration we could look to the standards used in the detector community
 - LCIO - which is supported by all major detector simulation and analysis tools