

Digitization Simulation using DigiSim + Marlin

Steve Magill (ANL / USA)
for the ILC-software group at NIU (USA)



NORTHERN ILLINOIS
UNIVERSITY

ILC Simulations Workshop
Cambridge, April 04-06, 2006

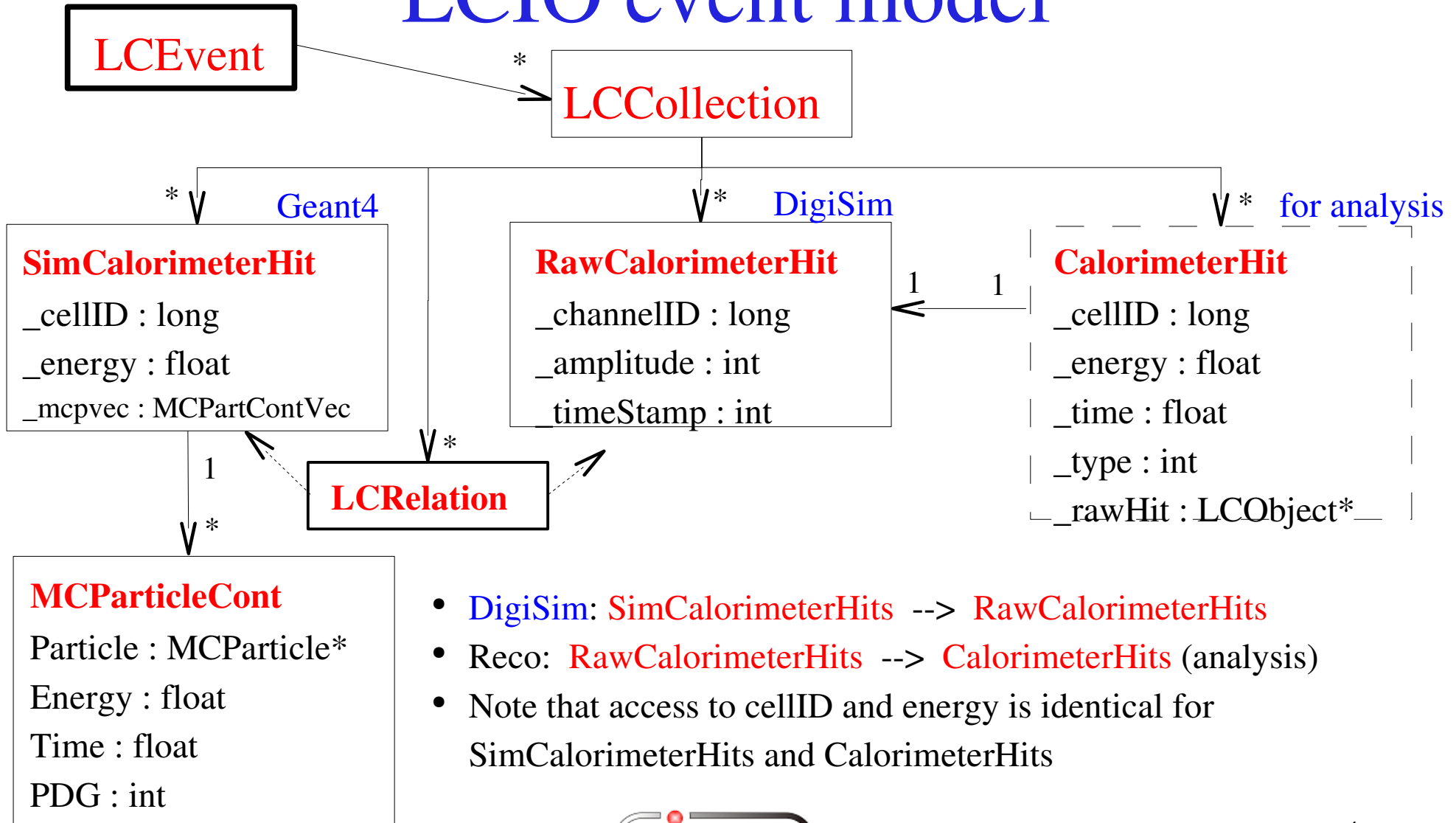
Talk Outline

- **DigiSim**: purpose and description
- Configuration
- An example: effects on hit energy distributions
- Current status

DigiSim

- Goal: a program to parametrically simulate the signal propagation and digitization processes for the ILC detector simulation
 - an important tool for comparing different detector technologies
- DigiSim role is to convert the simulated data (energy depositions and hit timings) into the same format AND *as close as possible* to real data from readout channels, while preserving all MC information from input data files
 - *As close as possible means* that all known effects from digitization process should be taken into account, if possible: cell ganging, inefficiencies, noise, crosstalks, hot and dead channels, non-linearities, attenuation, etc.
- Same reco / analysis software can be used for MC and real data
- DigiSim produces RawCalorimeterHits and (Digi)CalorimeterHits from SimCalorimeterHits

LCIO event model



- **DigiSim**: **SimCalorimeterHits** --> **RawCalorimeterHits**
- **Reco**: **RawCalorimeterHits** --> **CalorimeterHits** (analysis)
- Note that access to cellID and energy is identical for SimCalorimeterHits and CalorimeterHits

SimCalorimeterHits or CalorimeterHits?

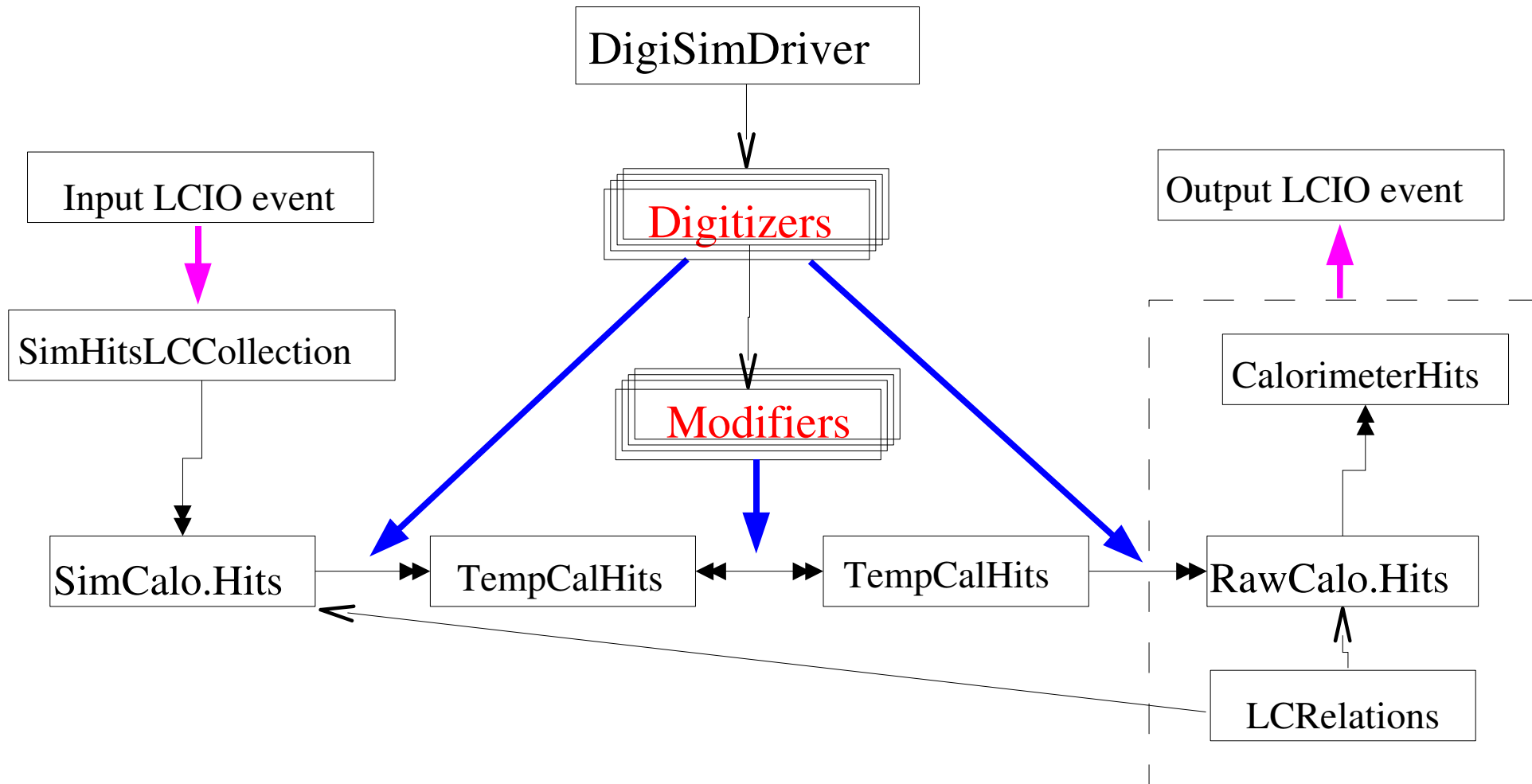
- Consider moving your reconstruction algorithms to use CalorimeterHits instead of SimCalorimeterHits

Any interest in having SimCalorimeterHits output from DigiSim?

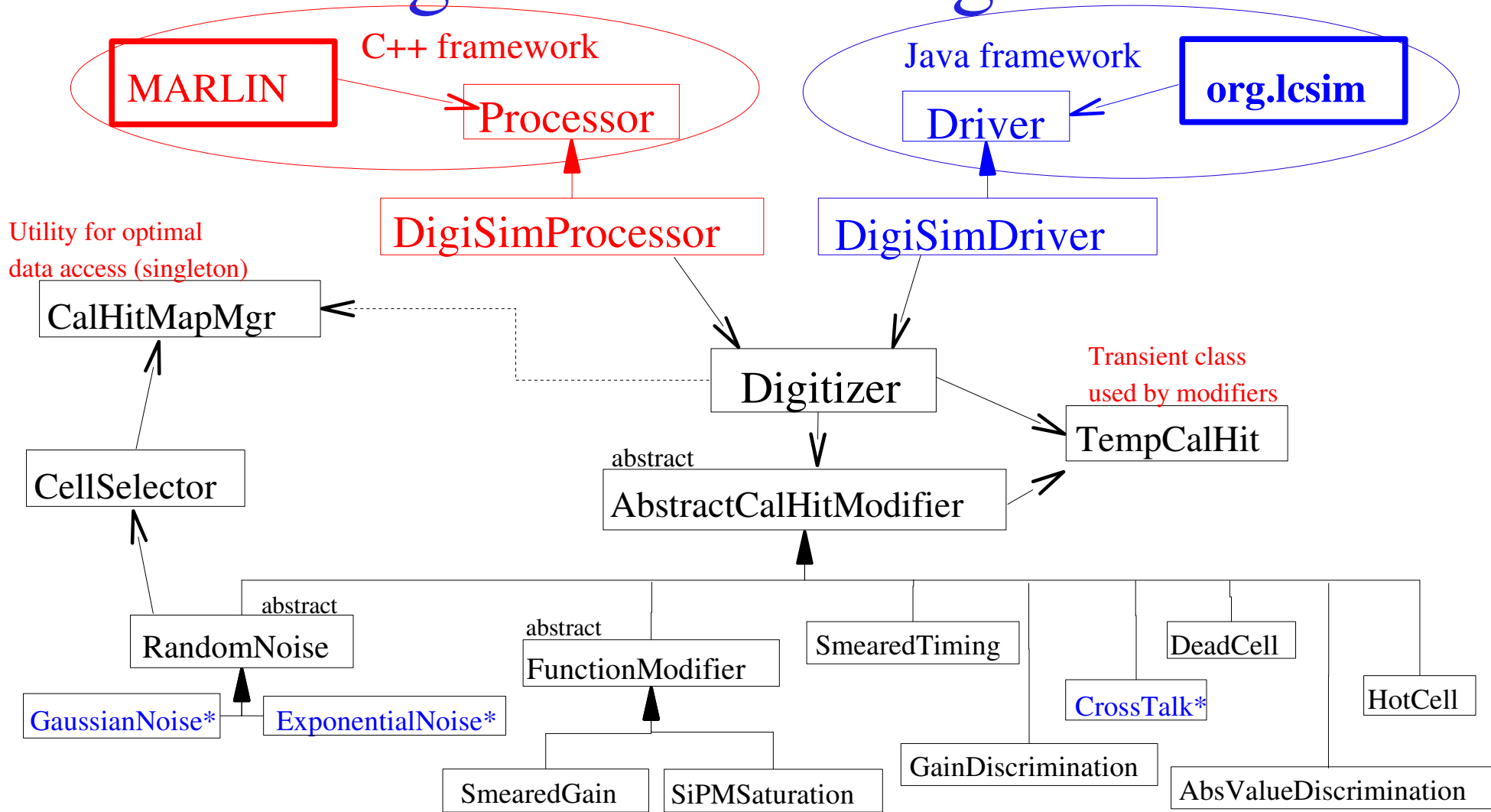
This is currently available in the Java version, as requested by the US community.

- How to do this:
 - All non-MC calls to SimCalorimeterHits (energy, position, time) can be transparently replaced with equivalent calls to CalorimeterHit objects.
For MC-related methods, use (same) cell ID as a key to access SimCalorimeterHits.
 - DigiSim configuration parameters are passed through the Marlin steering file (not tested yet with XML-based steering files)
 - Configuration files exist for most SLIC-based detectors
 - All RPC-based HCal components have identity configurations
 - A test configuration exists for digitization effects for scintillator-based HCal
 - Identity DigiSim config files are available to help people get started using DigiSim output

DigiSim event loop



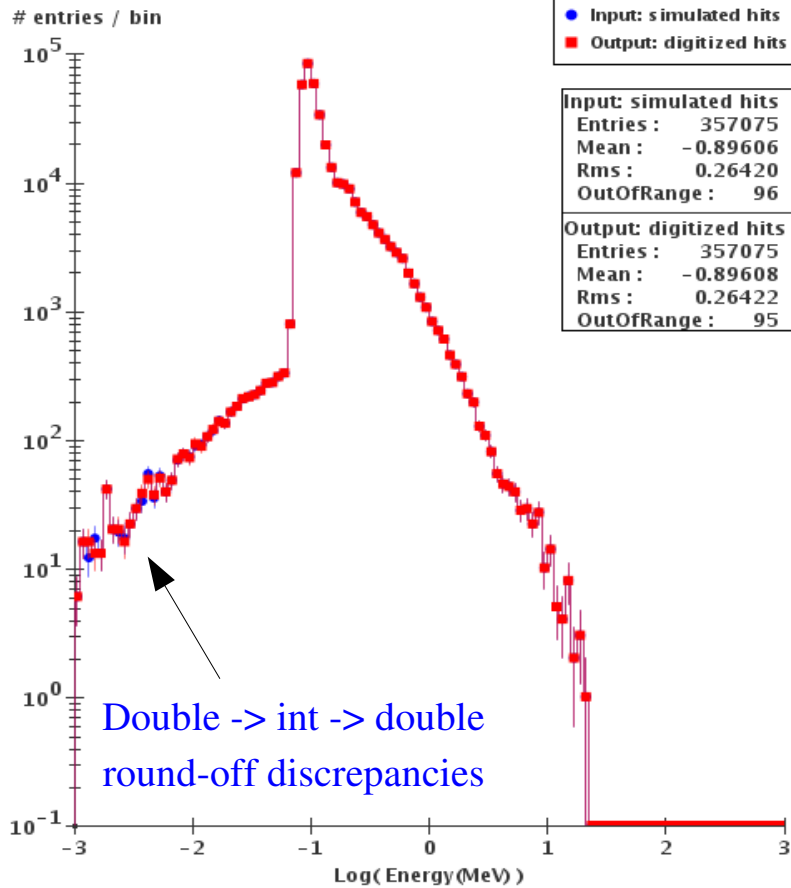
DigiSim class diagrams



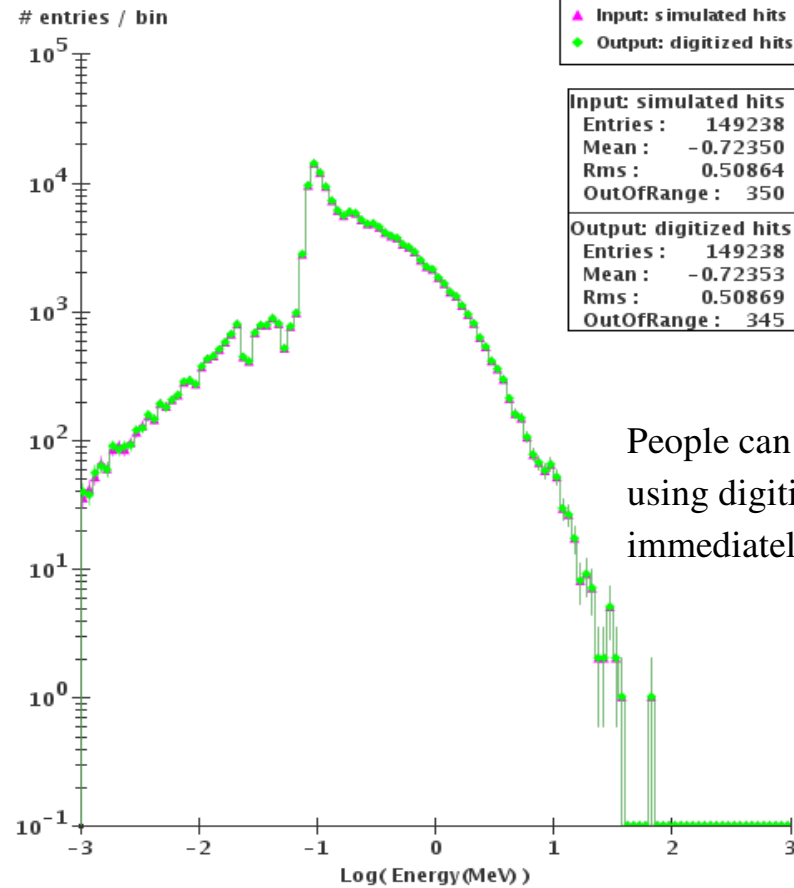
* C++ implementation awaits for some needed but yet unavailable Gear capabilities.

An identity transformation

100GeV muons - DigiSim for EMCAL (identity transformation)



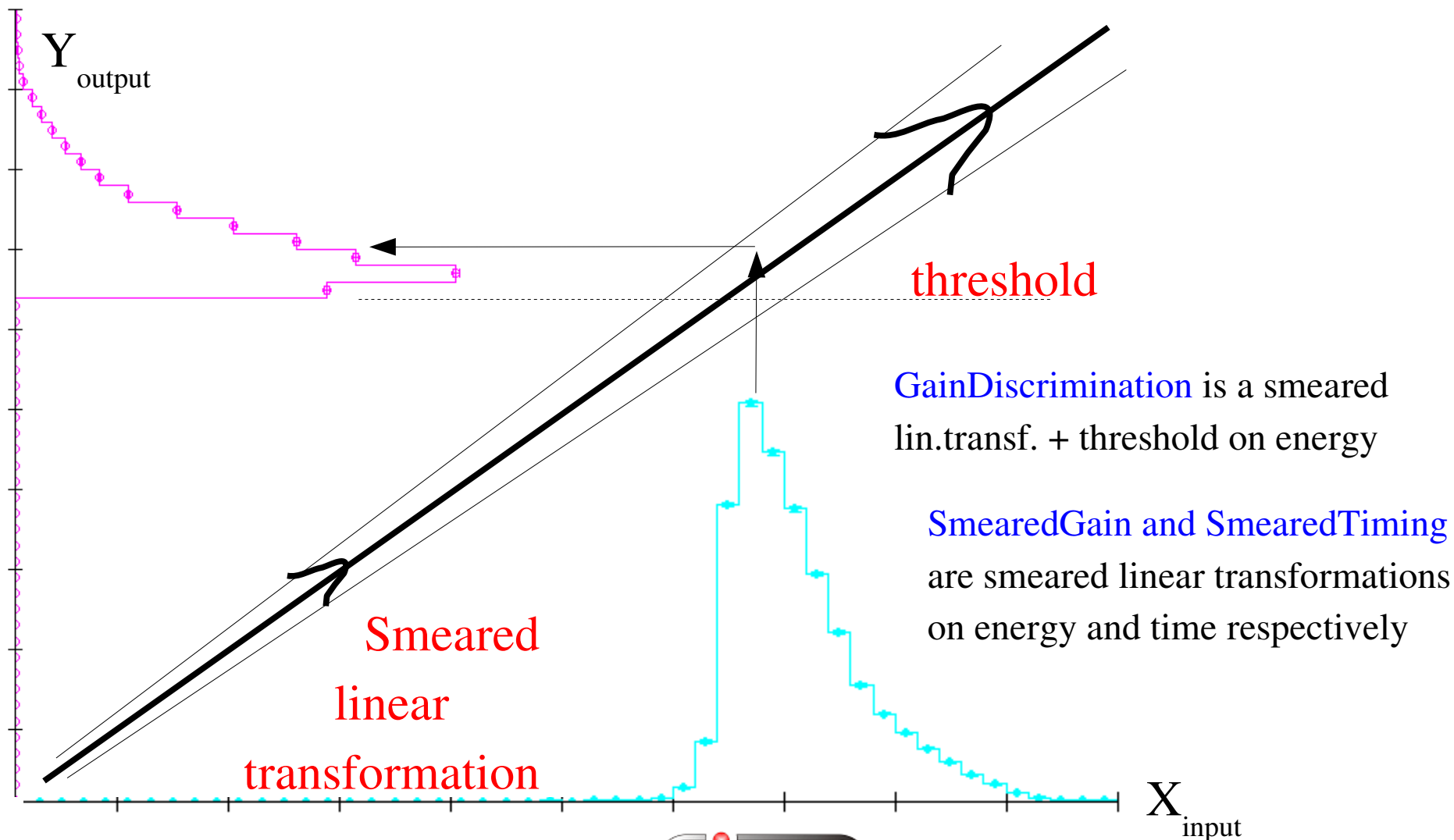
20GeV pions - DigiSim for EMCAL (identity transformation)



Setting up DigiSim modifiers

- Modifiers' role is to *tweak* hit energy/timing
- Useful: It helps to interpret the “energy” field according to the digitization process being modeled:
 - Energy (GeV) --> (light yield) --> # produced photons
 - > (photon collection) --> # photons collected --> (Quantum effic)
 - > # photoelectrons --> (Gain) --> uAmp --> (signal integration)
 - > charge collected --> (Digitization) --> ADC counts
- DigiSim modifiers are just factors (or more generally, functions) which represent each step along the digitization process

A common transformation



Setting up a DigiSim configuration file

```
#####
# Example steering file for DigiSim
#####
.begin Global -----
# specify one or more input files (in one or more lines)
LCIOInputFiles inputfile

# the active processors that are called in the given order
ActiveProcessors CalHitMapProcessor
ActiveProcessors EcalBarrelDigitizer
ActiveProcessors EcalEndcapDigitizer
ActiveProcessors HcalBarrelDigitizer
ActiveProcessors HcalEndcapDigitizer
ActiveProcessors OutputProcessor

# limit the number of processed records (run+evt):
MaxRecordNumber 500
.end Global -----
#####
.begin EcalBarrDigitizer
ProcessorType DigiSimProcessor

InputCollection      EcalBarrHits
OutputCollection     EcalBarrRawHits
Raw2SimLinksCollection EcalBarrRaw2sim

ModifierNames      EMBDigiIdentity
# modifierName    Type                Parameters (floats)
EMBDigiIdentity    SmearedGain         100000000          0
.end -----
```

One digitizer per subdetector

The same old-format steering files can be used for both Java and C++ versions.

The new XML-based steering files can only be used with Marlin/C++

“Identity” factor 10^8 avoids precision loss in the conversion double -> int -> double

Configuring processors and modifiers

```
#####  
# A subdetector digitizer. It instantiates one or more calorimeter hit  
# "modifiers", which together represent the full digitization process  
.begin HcalBarrDigitizer
```

```
ProcessorType DigiSimProcessor
```

```
InputCollection HcalBarrHits  
OutputCollection HcalBarrRawHits  
Raw2SimLinksCollection HcalBarrRaw2sim
```

(As many modifiers as needed)

```
ModifierNames HBlightYield HBcrosstalk HBlightColleff HBPDQuEffic HBExpoNoise HBGaussNoise  
HBdiscrim HBGain
```

```
# Parameters:
```

# modifierName	Type	gainNom	gainSig	thresh	thrSig
HBlightYield	GainDiscrimination	10000000	0	1	0

# Crosstalk		mean	sigma
HBcrosstalk	Crosstalk	0.020	0.005

# Smeared gain parameters:		gain	gainSigma	thresh	thrSig
HBlightColleff	GainDiscrimination	0.0111	0.0029	1	0
HBPDQuEffic	GainDiscrimination	0.15	0	1	0

```
(...Truncated... see file digi.steer in DigiSim area)
```

```
.end -----
```

Simple example: configuration for the tile HCal

- **Scintillation:** 100 eV / photon , or 10^{+4} photons/MeV

Ex: a MIP at normal incidence on 0.5cm-thick scintillator deposits ~ 0.9MeV, or 9000 photons

==> use GainDiscrimination modifier with 10^{+7} photons/GeV and a threshold at 1 photon

#modifierName	type	gainNom	gainSig	thresh	thrSig
HBlightYield	GainDiscrimination	10000000	0	1	0

- **Light crosstalk:**

first neighbors: 1.5% to 2% --> (2.0 +/- 0.5) %

HBCrosstalk	Crosstalk	0.020	0.005
-------------	-----------	-------	-------

- **Photon collection efficiency (with a QE ~ 15%):**

9000 scint.photons/MIP --> 15 PE/MIP detected (cosmics measurements at NICADD)

$15 / 0.15 = 100$ incident photons on photosensor => $\text{Eff}_{\text{coll}} = 100 \text{ inc.} / 9000 \text{ tot.scint.} = 0.0111$

Variance (Poisson): $\sigma_N^2 = \langle N \rangle \rightarrow$ for $\langle N_{\text{PE}} \rangle = 15$, $(\sigma_N / N) \sim 26\%$

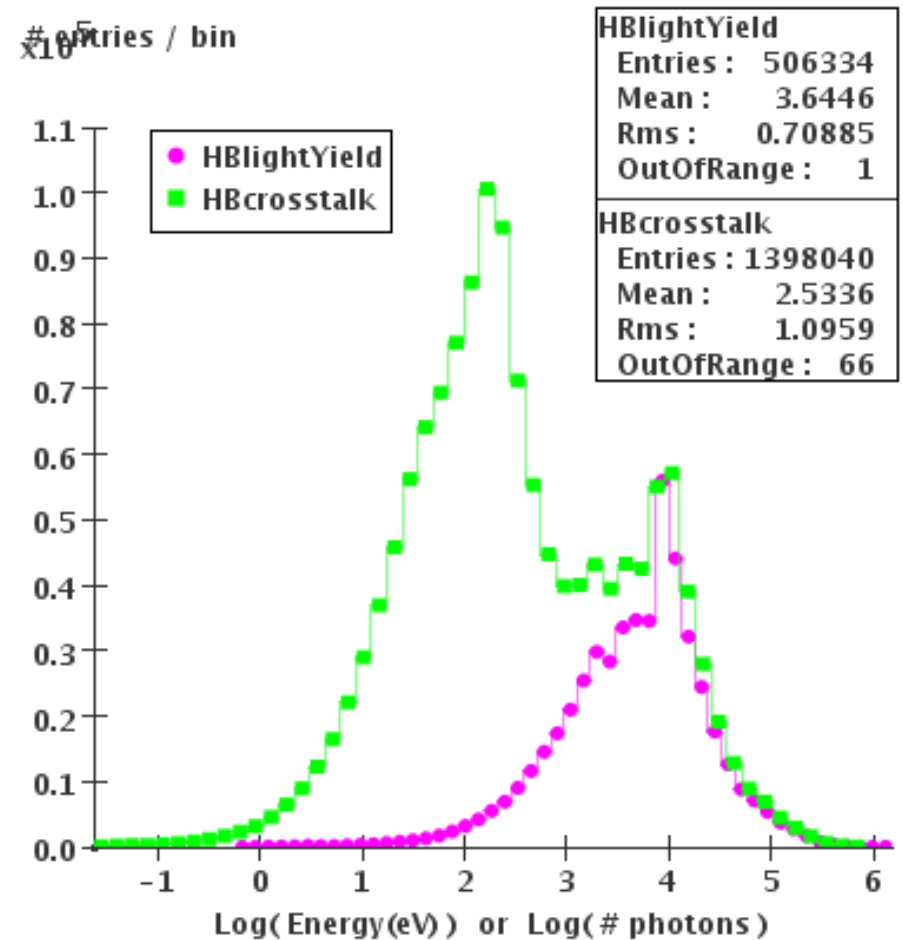
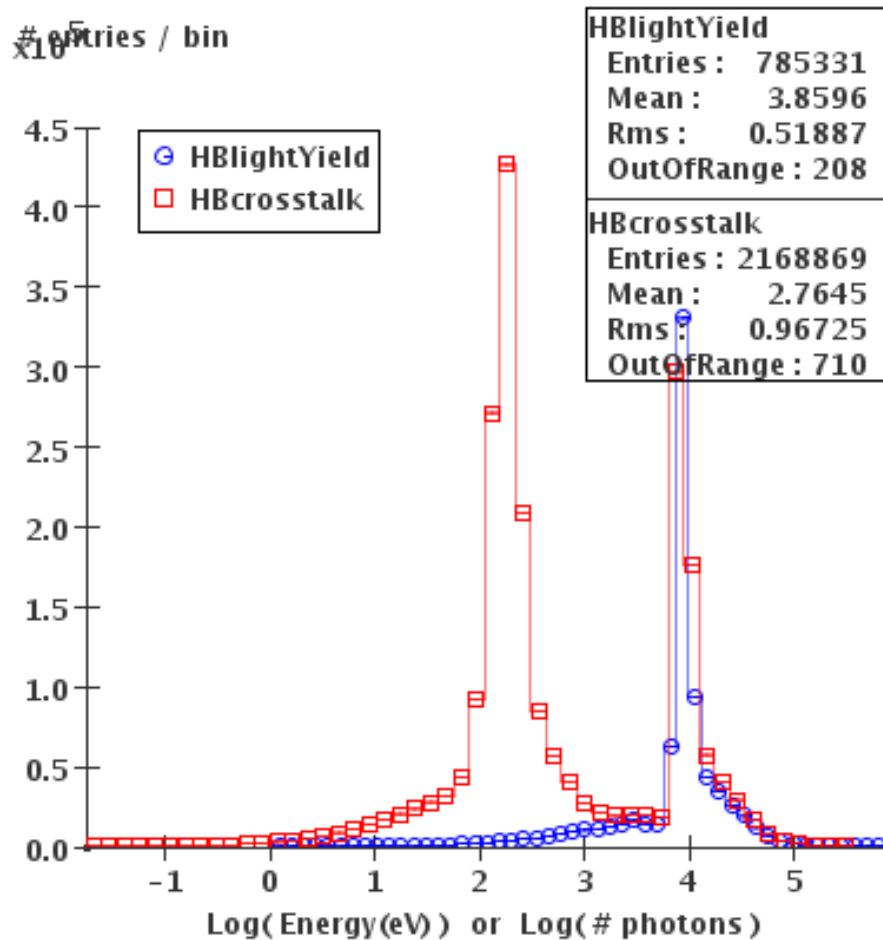
Therefore: $\text{Eff}_{\text{coll}} = 0.0111 \pm 0.0029$ => use GainDiscrimination with smearing

HBlightColleff	GainDiscrimination	0.0111	0.0029	1	0
----------------	--------------------	--------	--------	---	---

Effect of each modifier: Light cross-talk

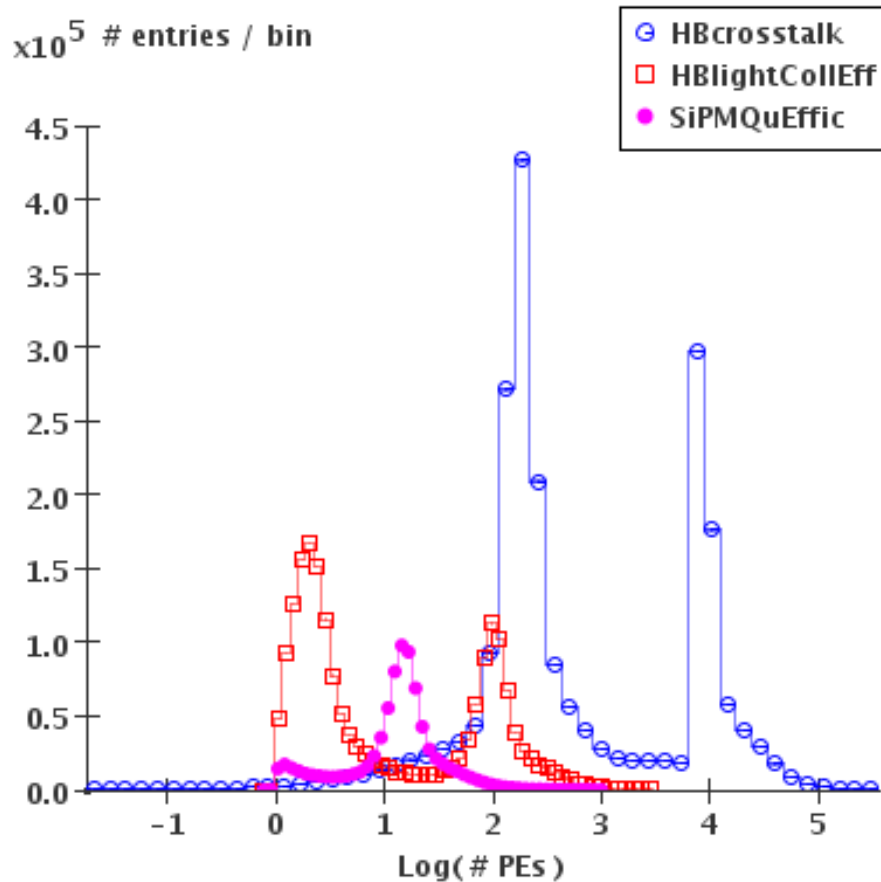
100GeV muons - DigiSim for cdcaug05_np HCal

20GeV pions - DigiSim for cdcaug05_np HCal

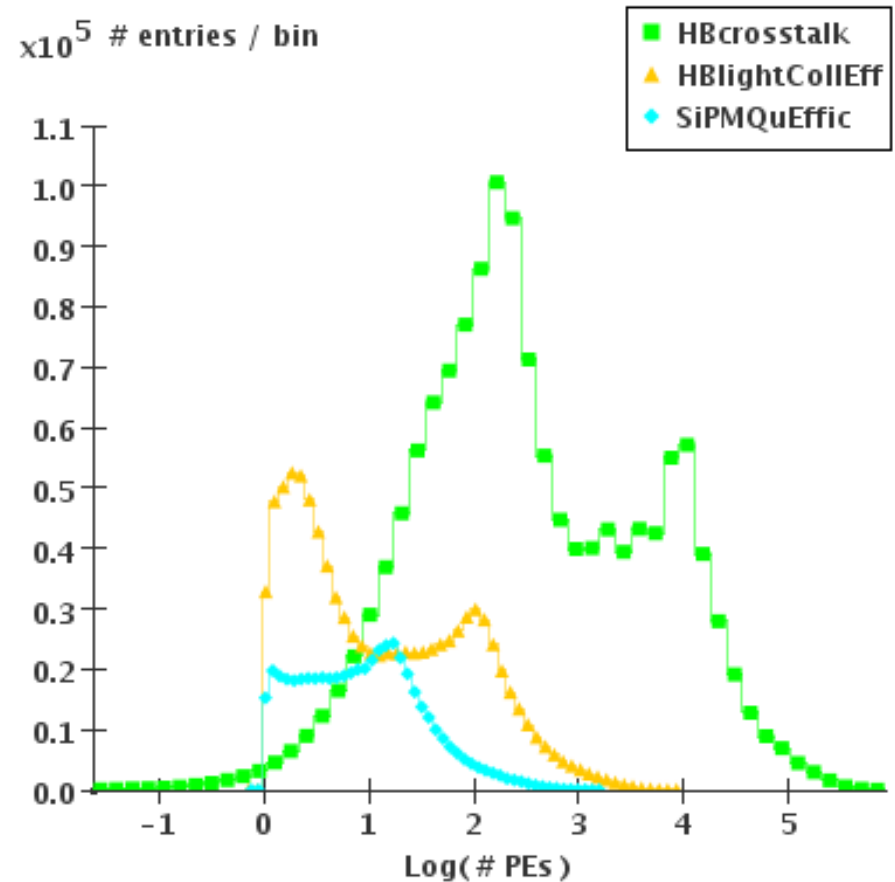


Effect of each modifier: Photodetection

100 GeV muons - DigiSim for cdcaug05_np HCal



20 GeV pions - DigiSim for cdcaug05_np HCal



Simple example: parameters from the tile HCal

- **Photosensor detection efficiency:** QE ~ 15 %

```
HBPDQuEffic      GainDiscrimination      0.15      0      1      0
```

- **Noise simulation:**

- Photosensor noise: exponential distribution (guess: mean 0.6)
- Electronics noise: gaussian distribution (guess: mean 0, sigma 1.6, keep +/- tails)

```
# GaussNoise parameters:      sys      be      Ecut      TimeNom      TSig      Mean      Sigma
# Note: sigma<0 means that threshold acts on absolute value only
HBGaussNoise      GaussianNoise      3      0      2.5      100      100      0.0      -0.58
```

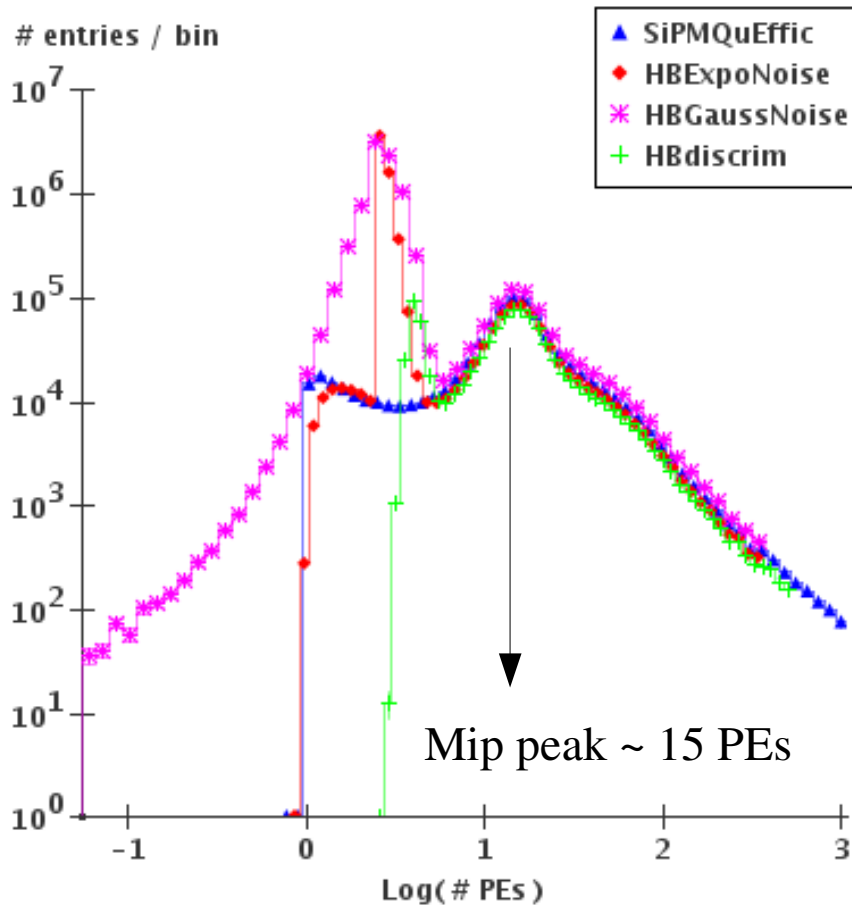
```
# ExponentialNoise parameters:  sys      be      Ecut      TimeNom      TSig      Mean
HBExpoNoise      ExponentialNoise  3      0      2.5      100      100      0.23
```

- **Discrimination:** ¼ MIP cut ~ 4 PEs: threshold at 4 +/- 0.25 (on abs value)

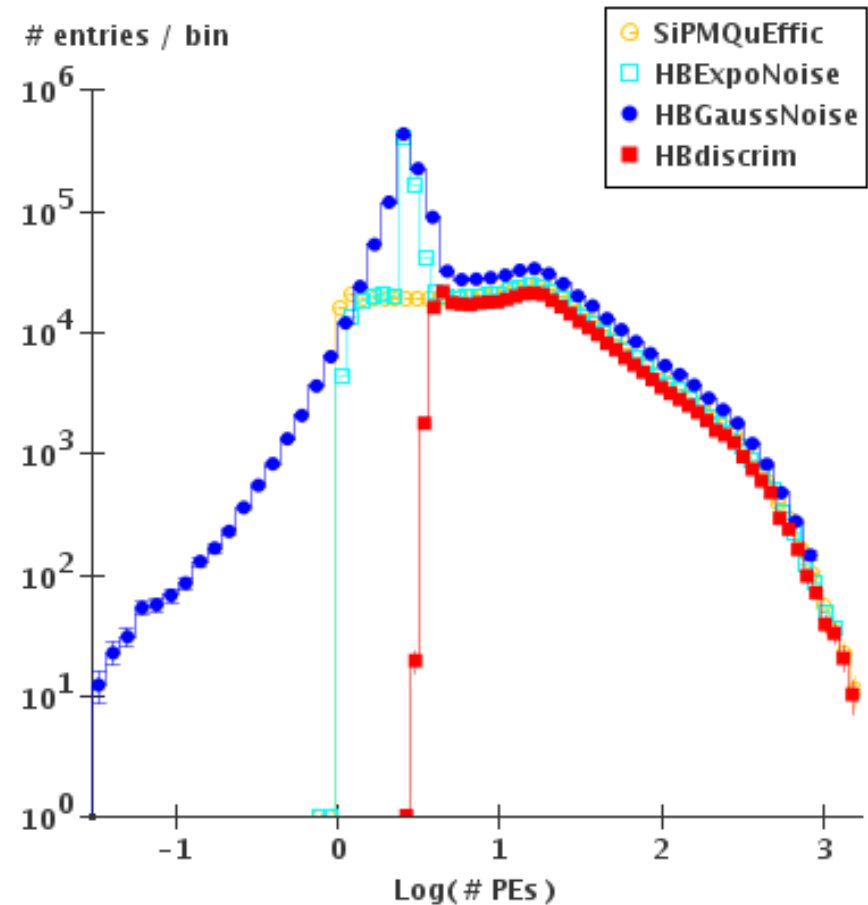
```
# Discrimination      threshold      sigma
HBdiscrim      AbsValueDiscrimination      4      0.25
###HBdiscrim GainDiscrimination      1      0      4      0.25
```


Noise and discrimination

100 GeV muons - DigiSim for cdcaug05_np HCal



20 GeV pions - DigiSim for cdcaug05_np HCal



HCal scintillator digitization (preliminary)

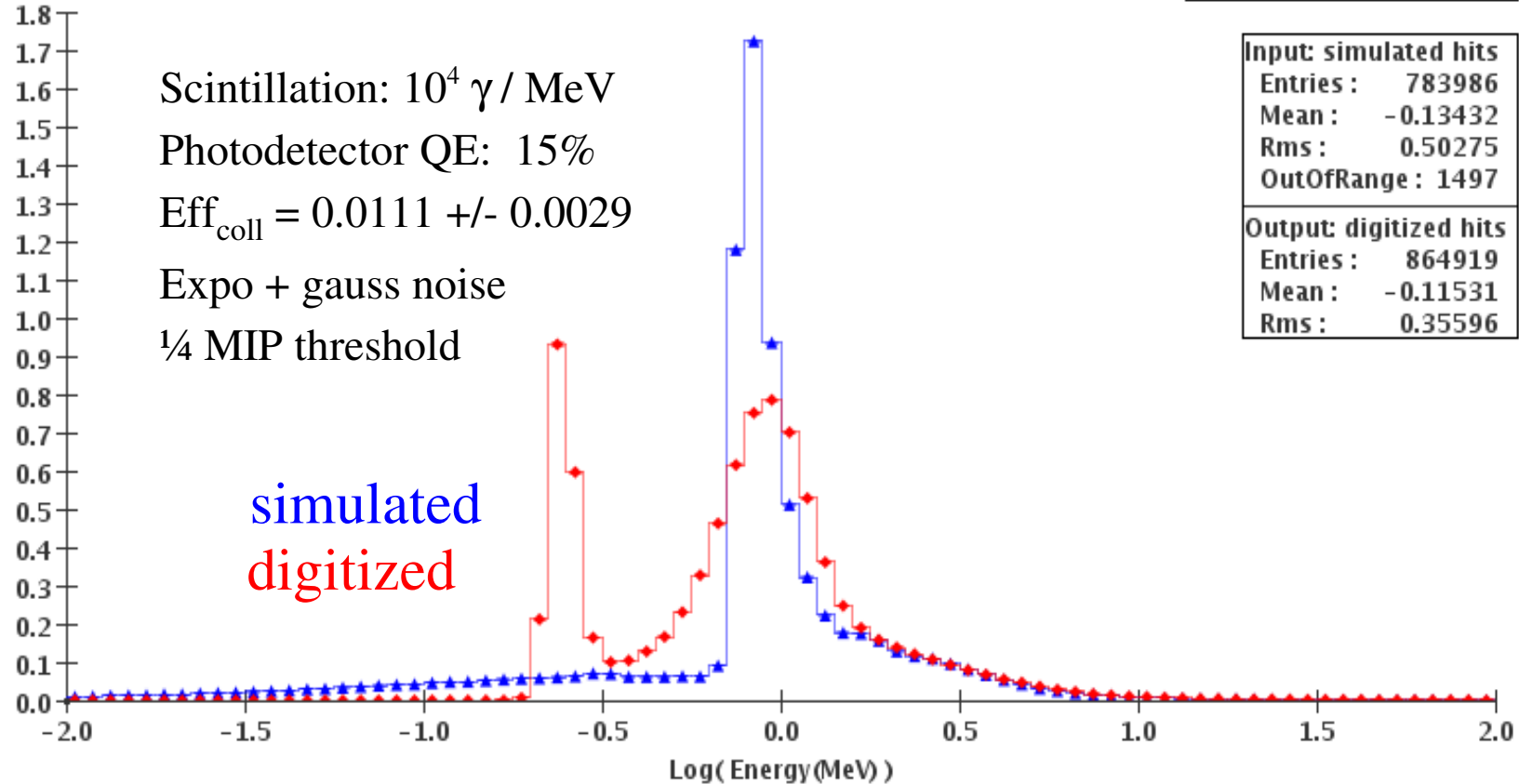
100 GeV muons - DigiSim for cdcaug05_np HCal

of entries / bin
 $\times 10^4$

▲ Input simulated hits
◆ Output digitized hits

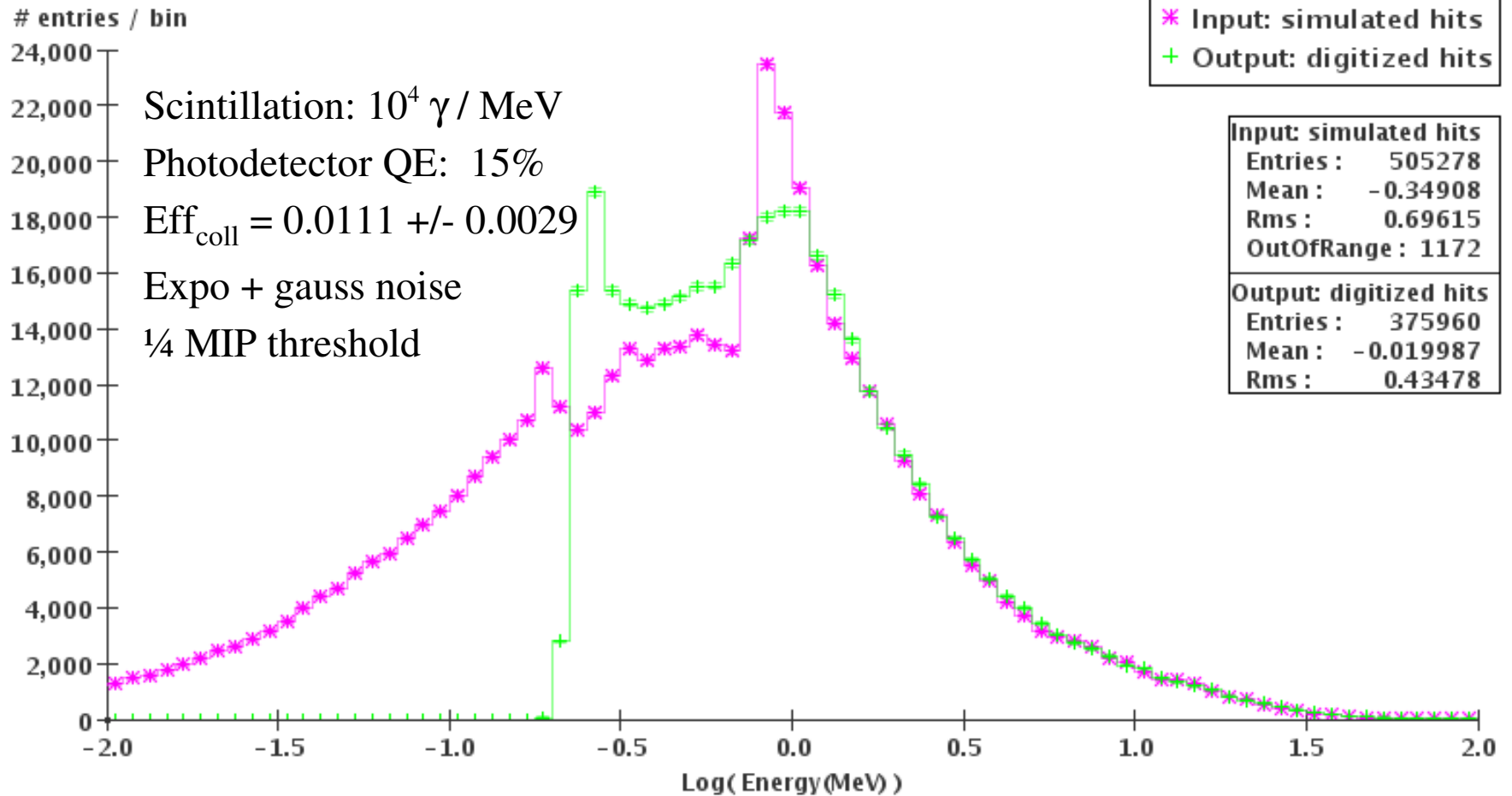
Input: simulated hits	
Entries :	783986
Mean :	-0.13432
Rms :	0.50275
OutOfRange :	1497
Output: digitized hits	
Entries :	864919
Mean :	-0.11531
Rms :	0.35596

Scintillation: $10^4 \gamma / \text{MeV}$
Photodetector QE: 15%
 $\text{Eff}_{\text{coll}} = 0.0111 \pm 0.0029$
Expo + gauss noise
 $\frac{1}{4}$ MIP threshold



HCal scintillator digitization (preliminary)

20 GeV pions - DigiSim for cdcaug95_np HCal



DigiSim Status

- A digitization simulation package, DigiSim, has been developed at NICADD/NIU
 - Java version released is full featured. Same configuration file as C++ (Marlin steering file)
 - C++ version partly available. Same basic structure, missing are crosstalks and noise modeling, as they depend on some missing feature from the Gear geometry system (cell IDs for neighbors of any given hit, needed for cross-talk modeling)
 - LCRelations implemented to associate raw hits to one or more corresponding simulated hits
- DigiSim can be run in either a stand-alone mode to produce persistent lcio output, or as an on-the-fly preprocessor to reconstruction/analysis.

In the former case, raw/digi hits and LCRelations are saved into the output LCIO files, in addition to all the (untouched) MC information present at DigiSim input.
- [A test version of a digitizer for a tile HCal barrel currently exists](#)

It can be used as an example to implement other subdetectors, like trackers, ECal, RPC- or GEM-based, detectors. [See DigiSim configuration example presented in this talk.](#)

DigiSim status (cont.)

Other people are encouraged to add DigiSim configurators for trackers, ECal, RPCs and GEMs, and to make sure their reconstruction algorithms can easily make the switch to use digitized data.

- Both C++ and Java versions are available through official CVS servers
C++: released in the [Calice CVS repository](#)
Java: released in the [LCSim CVS repository](#). Download instructions from [the confluence pages](#)
- Documentation available from <http://nicadd.niu.edu/digisim>, including downloading and building instructions
- Send any questions/comments to: [lima at nicadd.niu.edu](mailto:lima@nicadd.niu.edu) and/or [rmcintos at nicadd.niu.edu](mailto:rmcintos@nicadd.niu.edu)