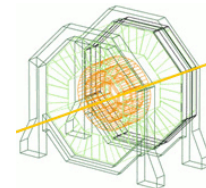
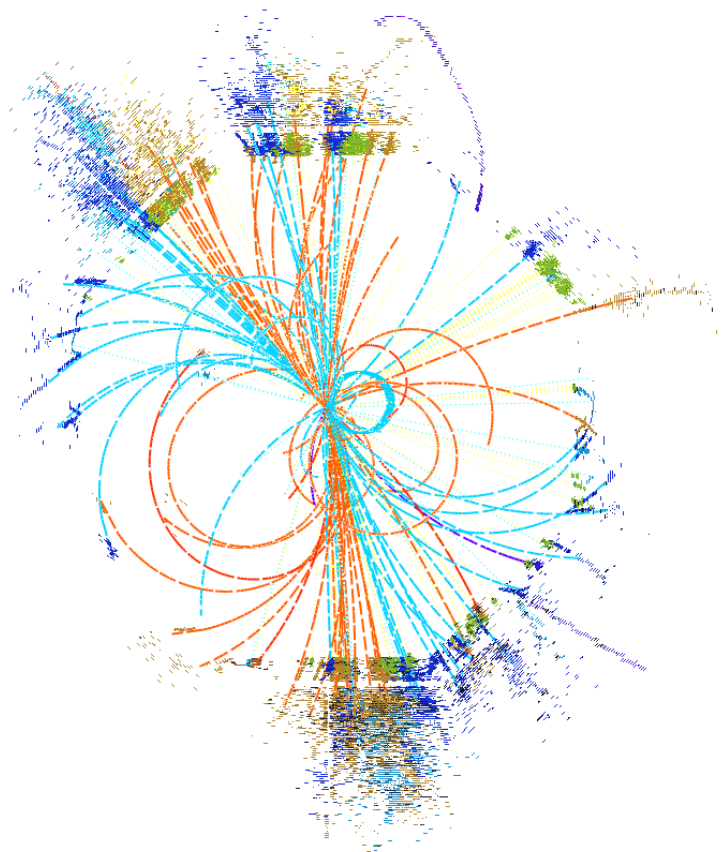




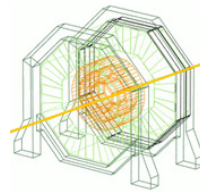
Measurement of the top Yukawa coupling at $\sqrt{s} = 1$ TeV using the SiD detector



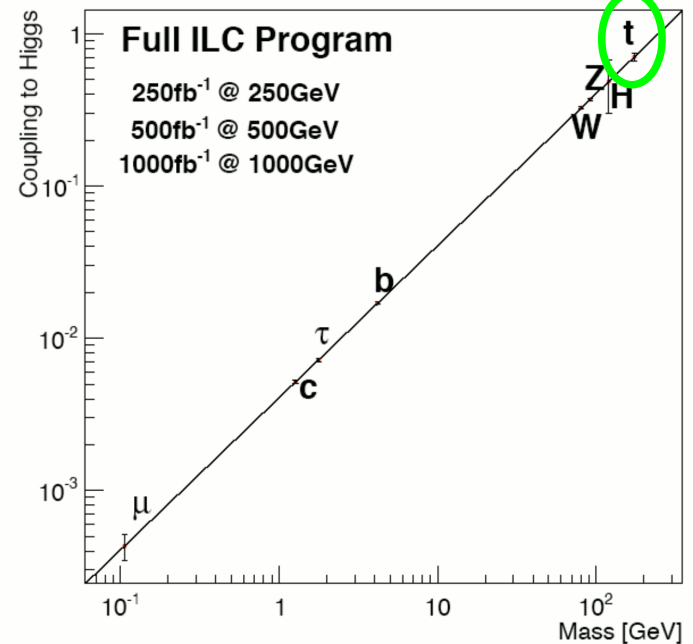
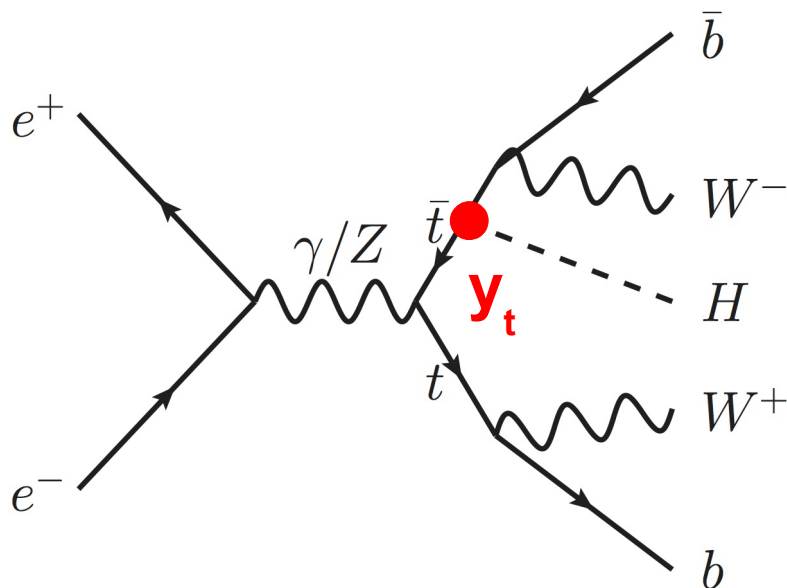
Philipp Roloff (CERN), Jan Strube (CERN)



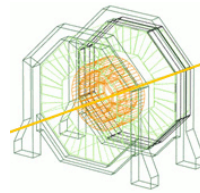
International Workshop on Future Linear Colliders,
University of Texas at Arlington, 24/10/2012



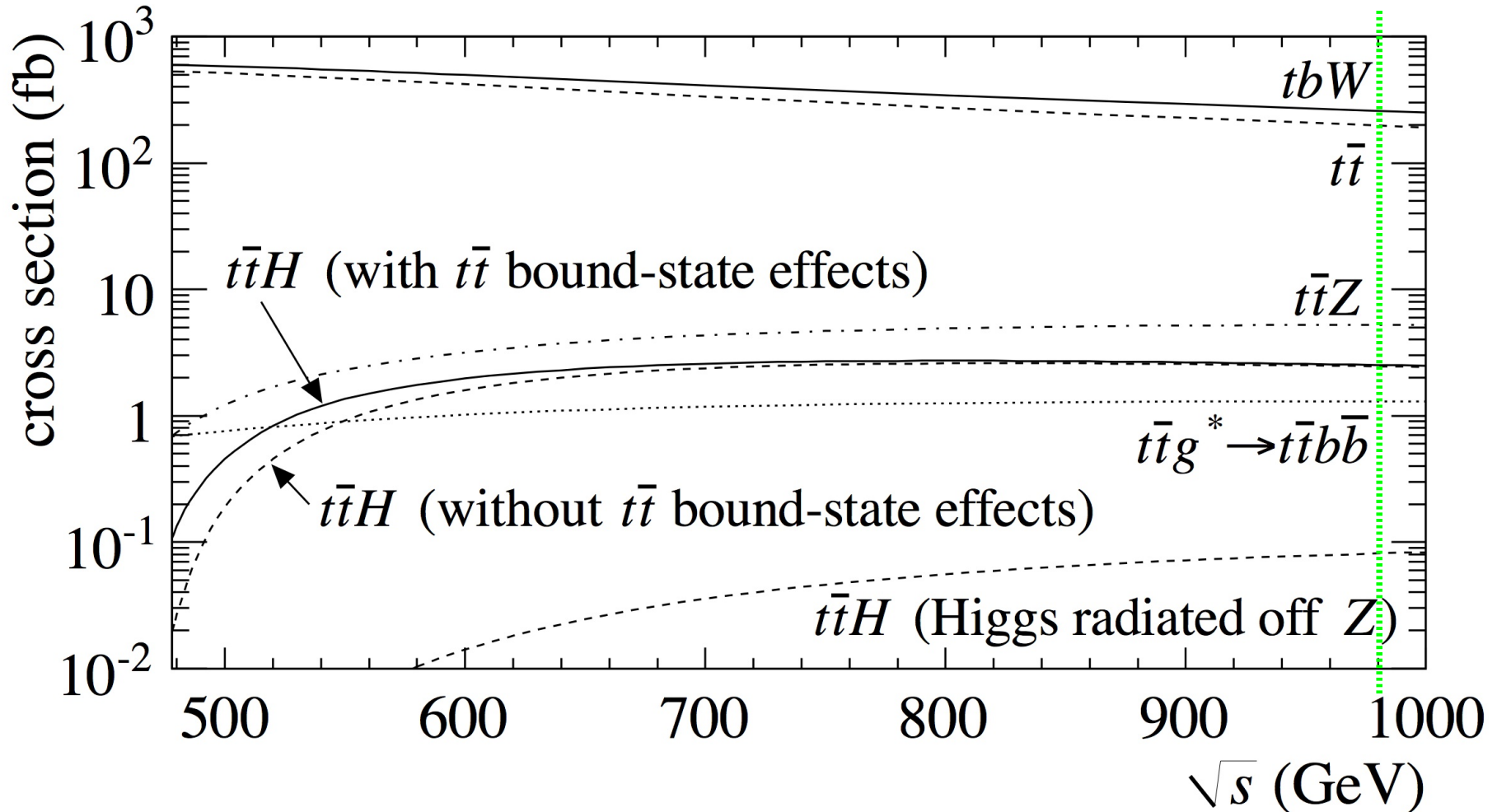
- Detector benchmarking processes for the DBD
- **Final states:**
 - “6 jets”: $t(\rightarrow qqb)\bar{t}(\rightarrow lv\bar{b})H(\rightarrow b\bar{b})$, $m_H = 125 \text{ GeV}$
 - “8 jets”: $t(\rightarrow qqb)\bar{t}(\rightarrow qq\bar{b})H(\rightarrow b\bar{b})$, $m_H = 125 \text{ GeV}$
- **Motivation:** Cross section for $t\bar{t}H$ production is directly sensitive to the top Yukawa coupling, y_t :



Cross sections



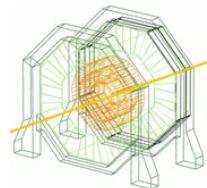
Phys.Rev.D84:014033,2011



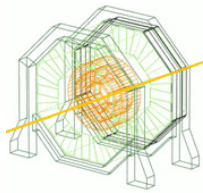
Unpolarised beams, $m_H = 120$ GeV



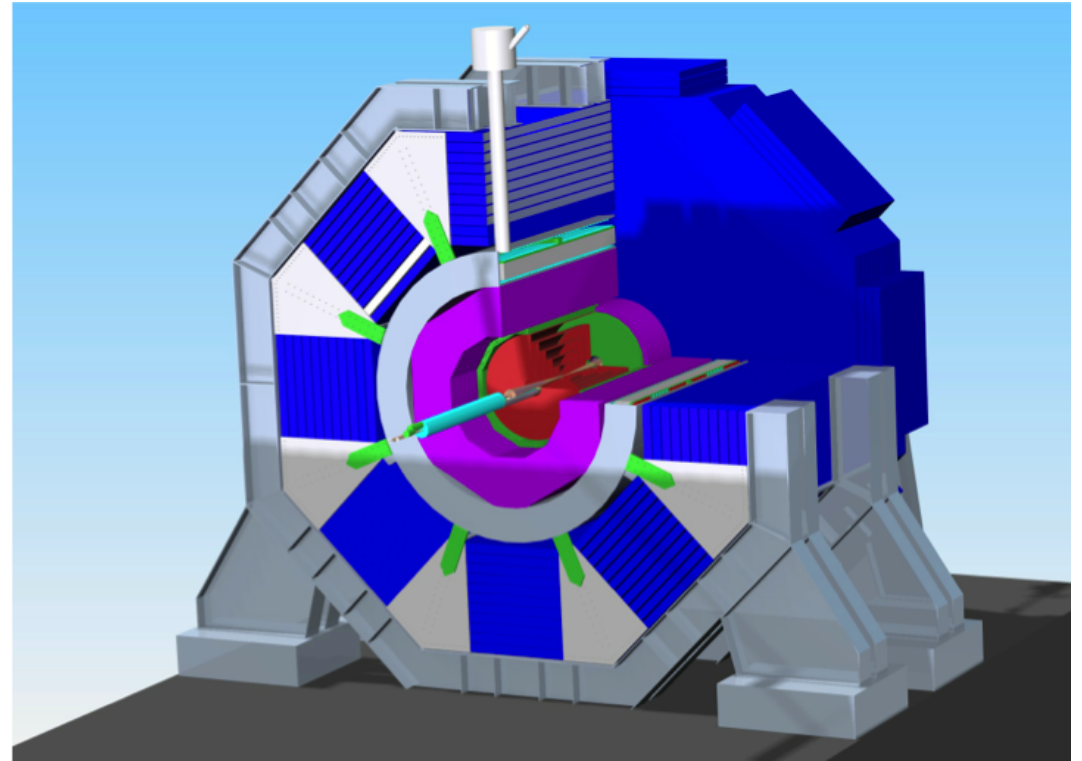
Monte Carlo samples



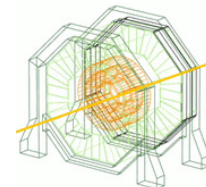
Final state	P(e) [%]	P(p) [%]	N(events)	N(L = 1 ab ⁻¹)
$t\bar{t}(\rightarrow lv4q)b\bar{b}$	+80	-20	20000	846
	-80	+20	20000	421
$t\bar{t}(\rightarrow 6q)Z$	+80	-20	20000	1328
	-80	+20	20000	3483
$t\bar{t}(\rightarrow 6q)b\bar{b}$	+80	-20	20000	436
	-80	+20	20000	874
$t\bar{t}(\rightarrow lv4q)Z$	+80	-20	20000	1277
	-80	+20	20000	3442
$t\bar{t}(\rightarrow 6q)H(\rightarrow b\bar{b})$	+80	-20	20000	439
	-80	+20	20000	866
$t\bar{t}(\rightarrow 6q)H(\text{not } b\bar{b})$	+80	-20	20000	321
	-80	+20	20000	634
$t\bar{t}(\rightarrow 2l2v2q)H(\rightarrow b\bar{b})$	+80	-20	20000	103
	-80	+20	20000	200
$t\bar{t}(\rightarrow 2l2v2q)H(\text{not } b\bar{b})$	+80	-20	20000	74
	-80	+20	20000	147
$t\bar{t}(\rightarrow lv4q)H(\rightarrow b\bar{b})$	+80	-20	20000	423
	-80	+20	20000	835
$t\bar{t}(\rightarrow lv4q)H(\text{not } b\bar{b})$	+80	-20	20000	307
	-80	+20	20000	608
$t\bar{t}$	+80	-20	566500	170198
	-80	+20	566500	449164



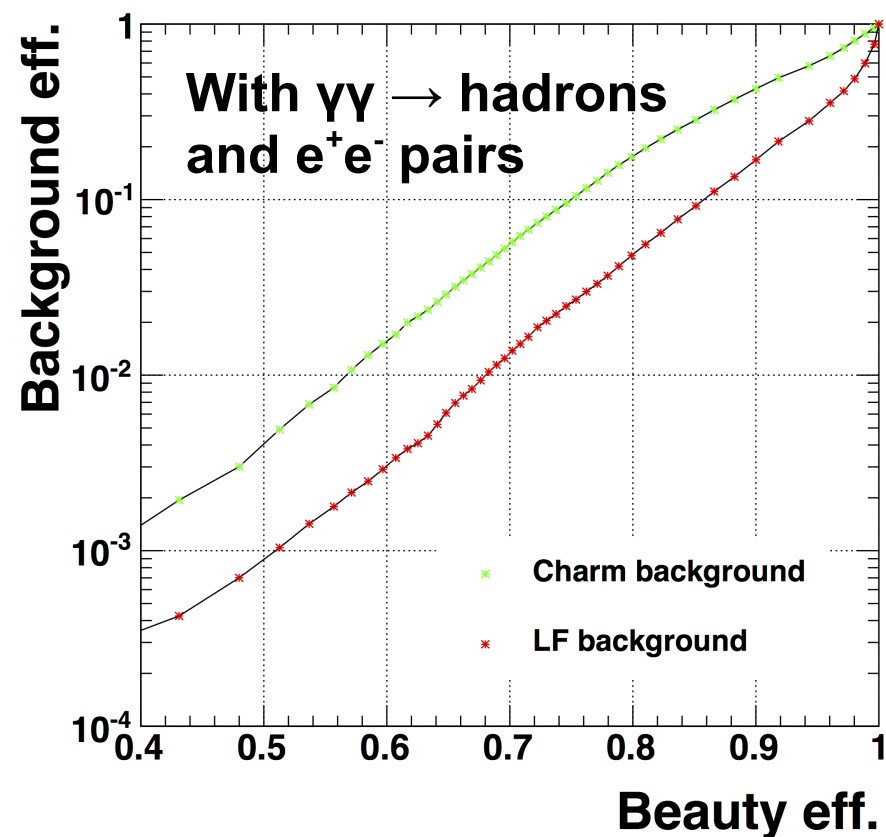
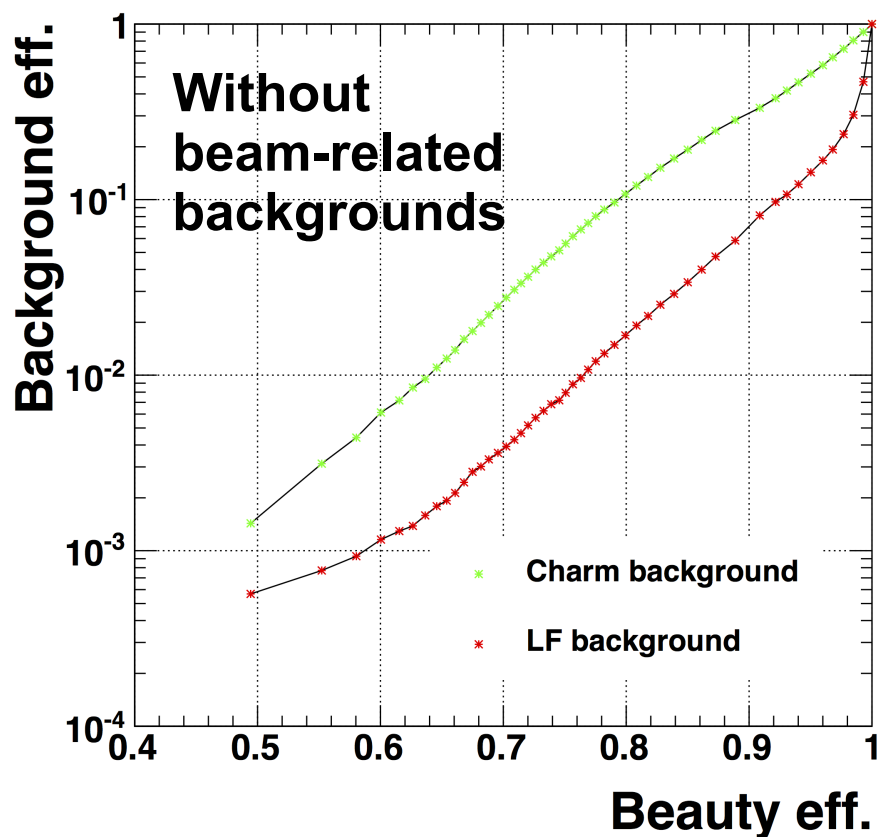
- Full simulation of the sidloi3 detector (used for DBD benchmark studies)
- The physics events were overlaid with beam-related backgrounds corresponding to 1 BX:
 - incoherent pairs (450.000 particles)
 - 4.1 $\gamma\gamma \rightarrow$ hadrons interactions
- PandoraPFA for particle flow reconstruction



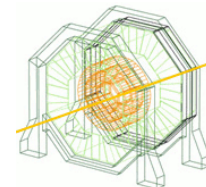
Flavour tagging



- Based on the LCFIPlus package
- Cuts adjusted for the SiD detector geometry
- Trained using $Z \rightarrow b\bar{b}$, $c\bar{c}$, $q\bar{q}$



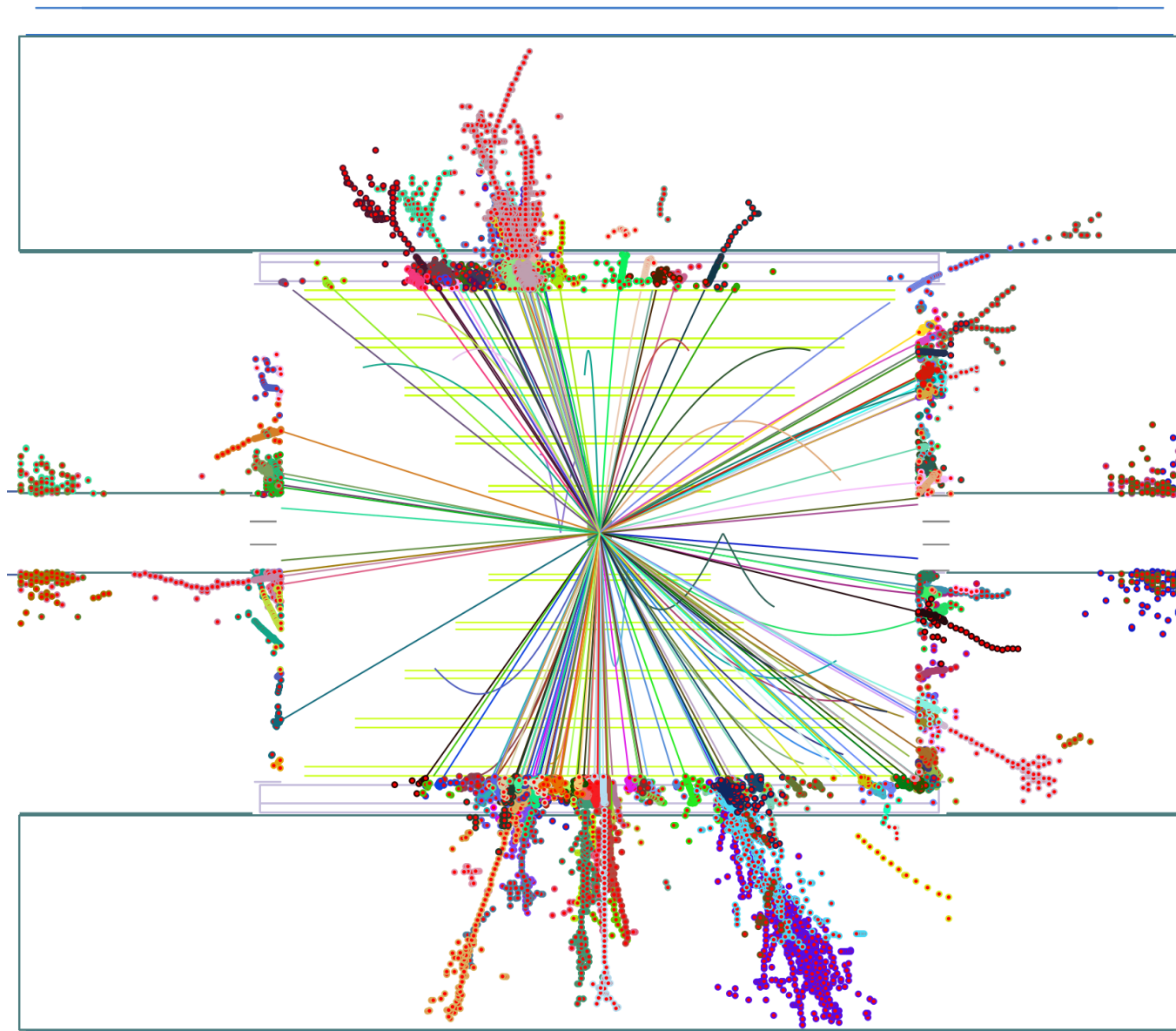
Test of the flavour tagging performance in $Z \rightarrow b\bar{b}$, $c\bar{c}$, $q\bar{q}$ events



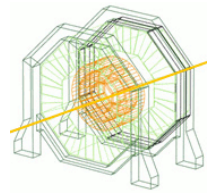
1.) Remove all PFOs with:

- $p_T < 500 \text{ MeV}$
- $\Theta < 20^\circ$
- $\Theta > 160^\circ$

2.) Remove identified isolated leptons from PFO list



8jet signal event



3.) Perform jet clustering using the Durham algorithm in the exclusive mode with 6 or 8 jets

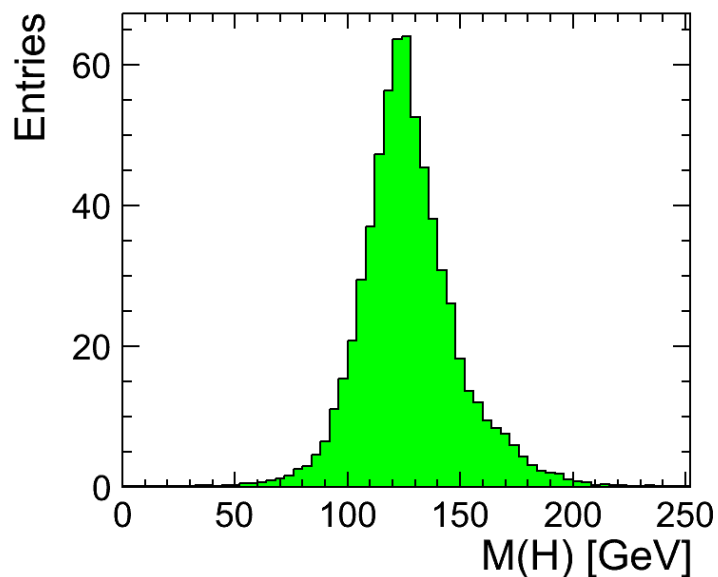
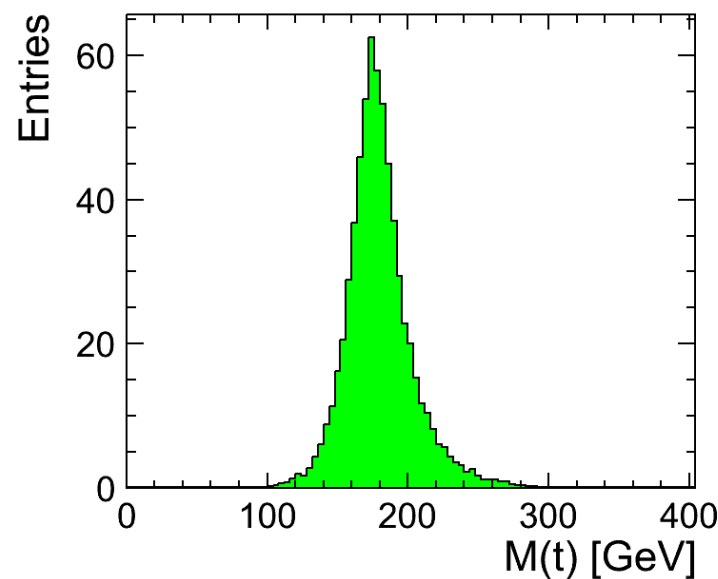
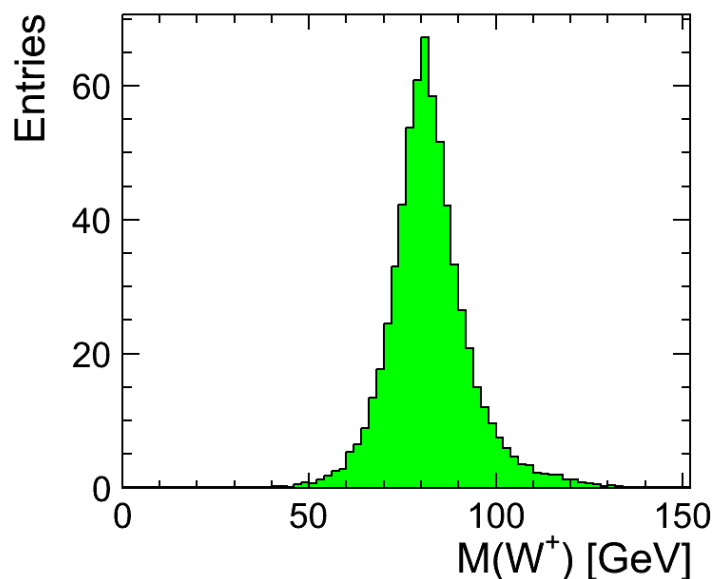
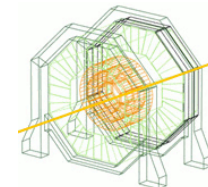
4.) Obtain b-tag value for each jet using LCFIPlus

5.) Group jets into W^\pm , H and top pairs by minimising:

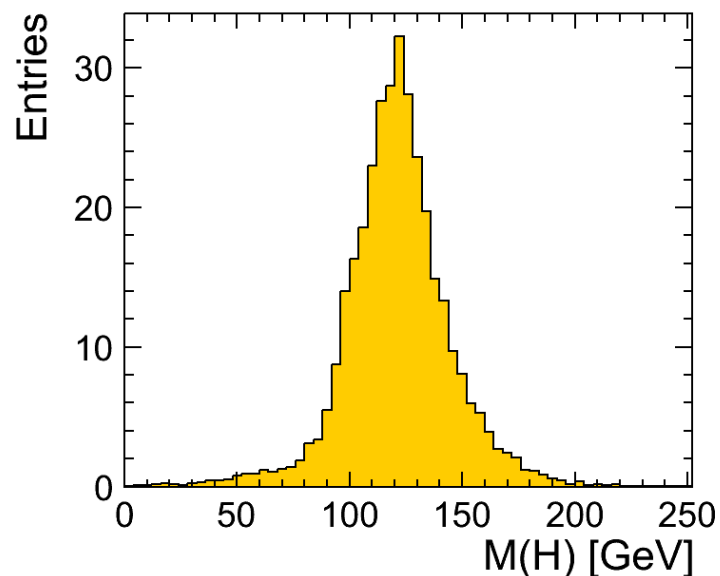
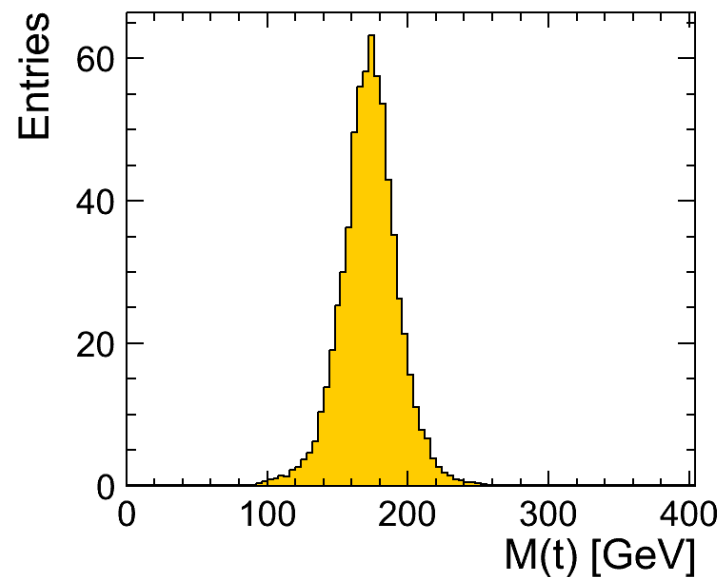
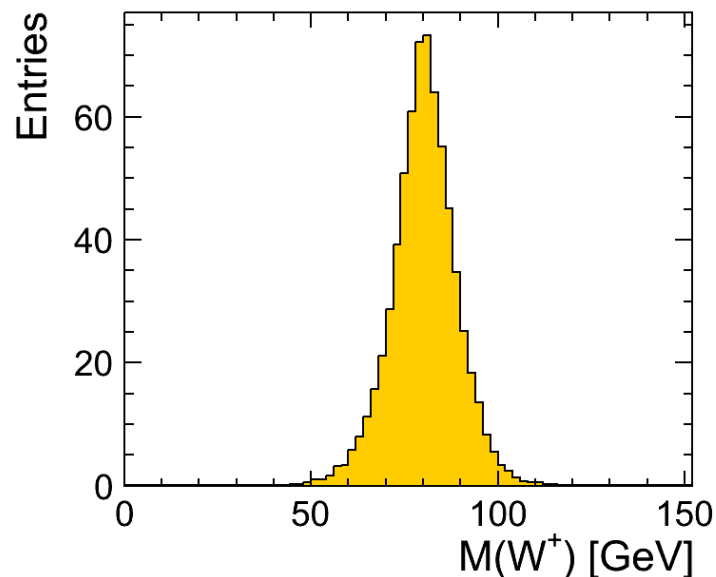
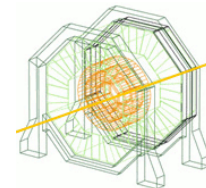
6jets:
$$\frac{(M_{12} - M_{W^\pm})^2}{\sigma_{W^\pm}^2} + \frac{(M_{123} - M_t)^2}{\sigma_t^2} + \frac{(M_{45} - M_H)^2}{\sigma_H^2}$$

8jets:

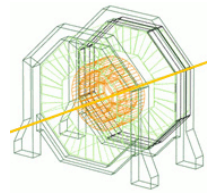
$$\frac{(M_{12} - M_{W^\pm})^2}{\sigma_{W^\pm}^2} + \frac{(M_{123} - M_t)^2}{\sigma_t^2} + \frac{(M_{45} - M_{W^\pm})^2}{\sigma_{W^\pm}^2} + \frac{(M_{456} - M_t)^2}{\sigma_t^2} + \frac{(M_{78} - M_H)^2}{\sigma_H^2}$$



- With $\gamma\gamma \rightarrow$ hadrons and e^+e^- pairs
- The hadronic final state with 6 jets is well reconstructed



- With $\gamma\gamma \rightarrow$ hadrons and e^+e^- pairs
- The hadronic final state with 8 jets is well reconstructed



Signal events were selected using **Boosted Decision Trees** (BDTs) as implemented in TMVA.

Input variables for the 6-jet final state:

M_{12} , M_{123} , M_{45} , four highest b-tags values, Thrust, $Y_{5 \rightarrow 6}$

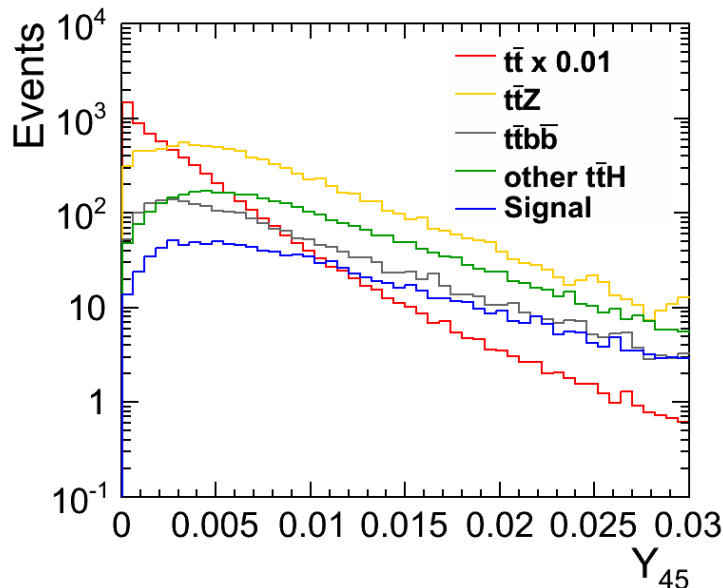
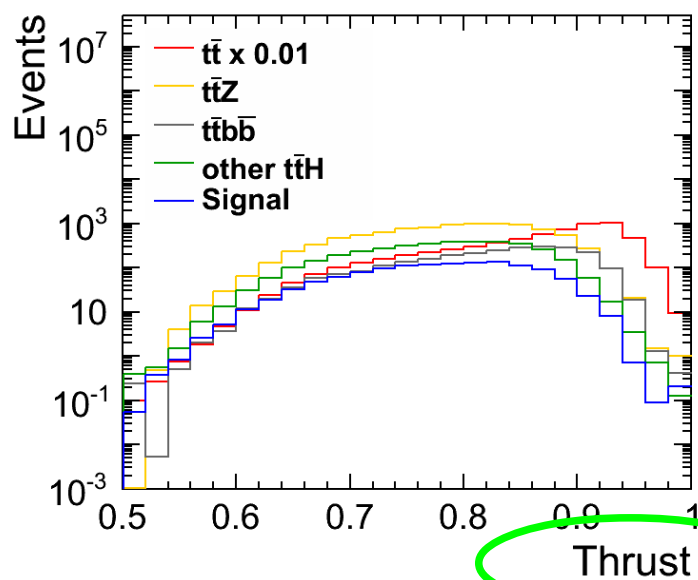
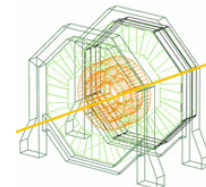
→ 9 variables

Input variables for the 8-jet final state:

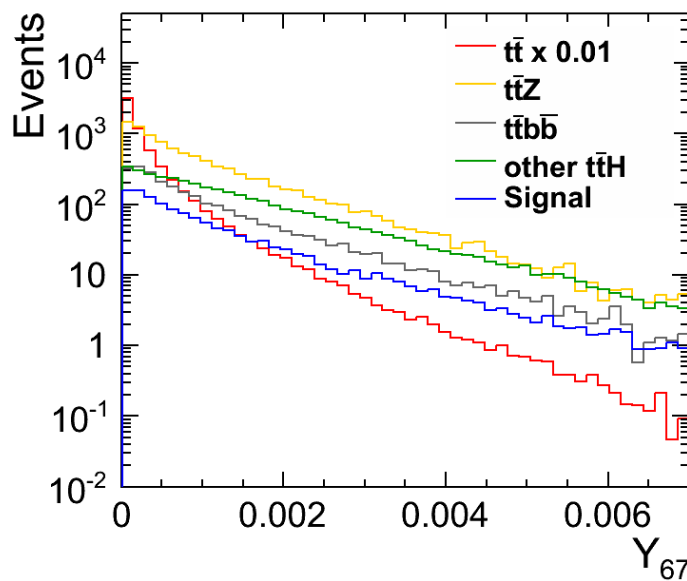
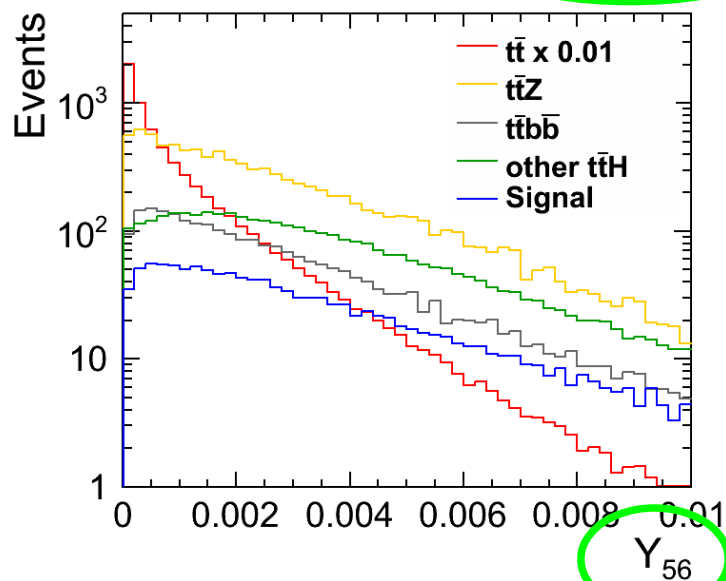
M_{12} , M_{123} , M_{45} , M_{456} , M_{78} , four highest b-tags values, Thrust, $Y_{7 \rightarrow 8}$

→ 11 variables

6 jets: selection variables I

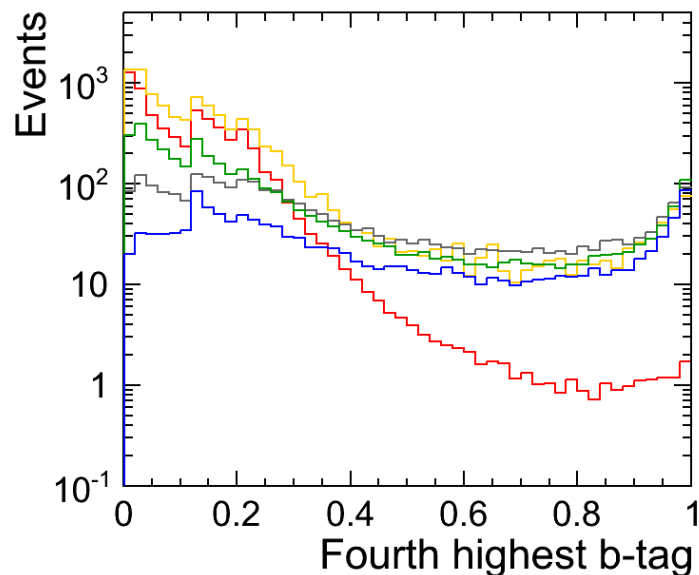
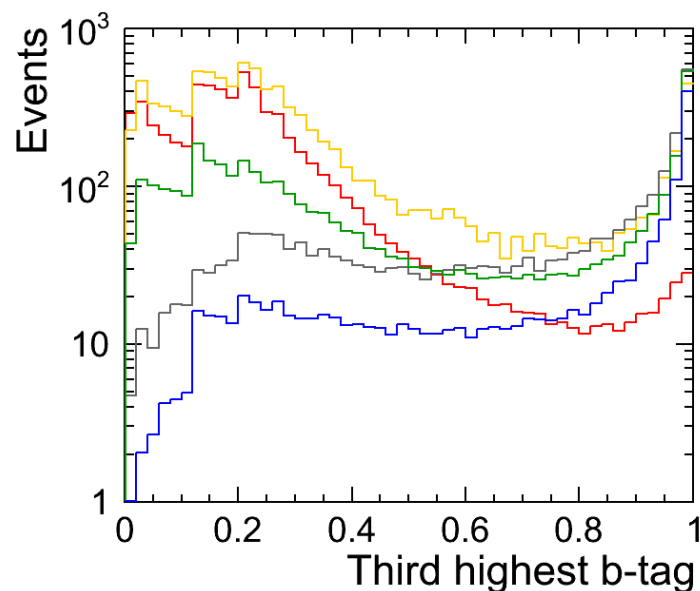
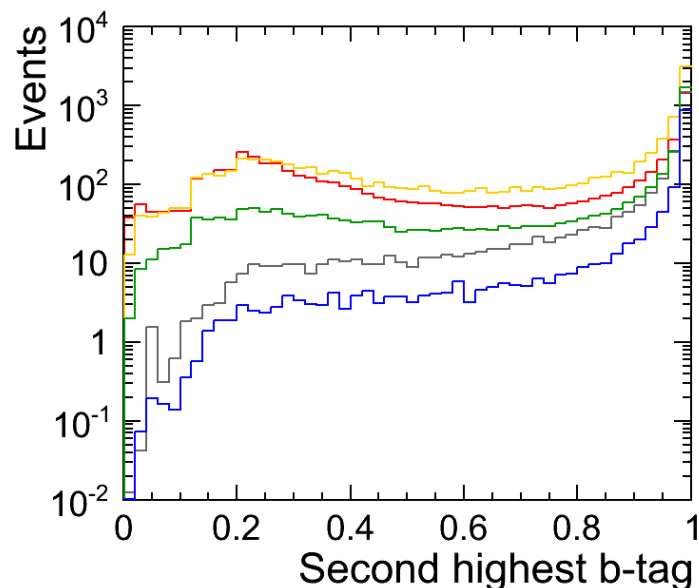
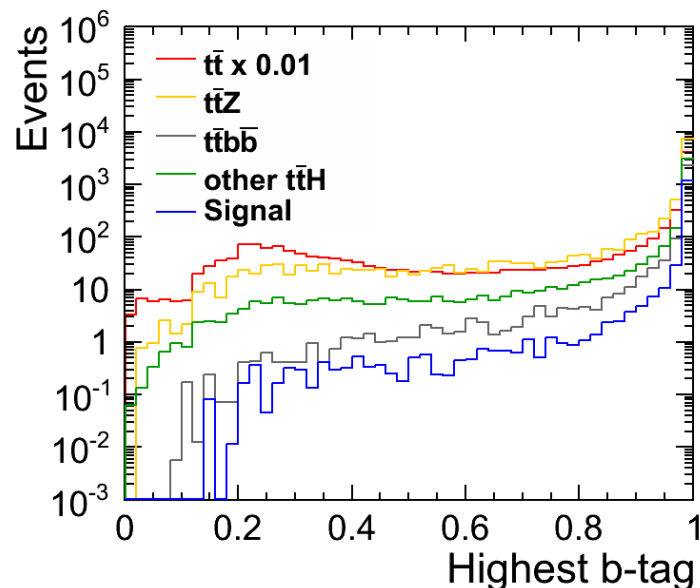
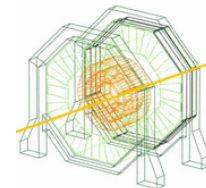


- $t\bar{t}$ background scaled by 0.01
- $Y_{5 \rightarrow 6}$ leads to better overall significance than $Y_{4 \rightarrow 5}$ or $Y_{6 \rightarrow 7}$



$$L_{\text{int}} = 2 \text{ ab}^{-1}$$

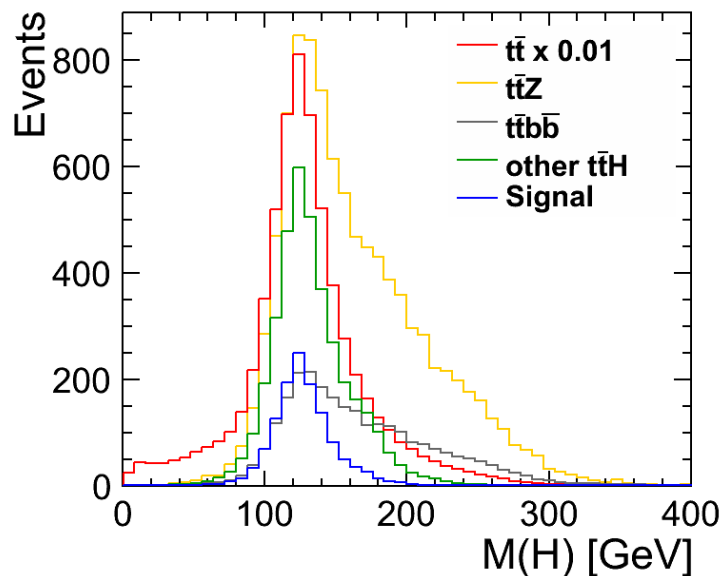
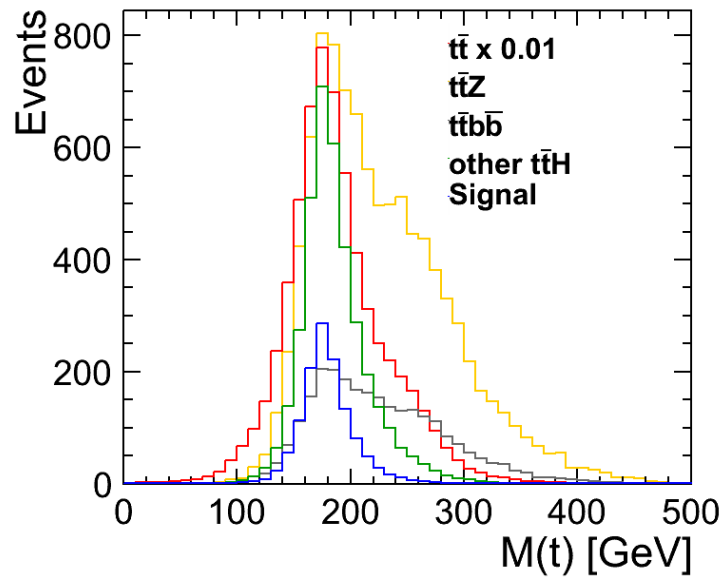
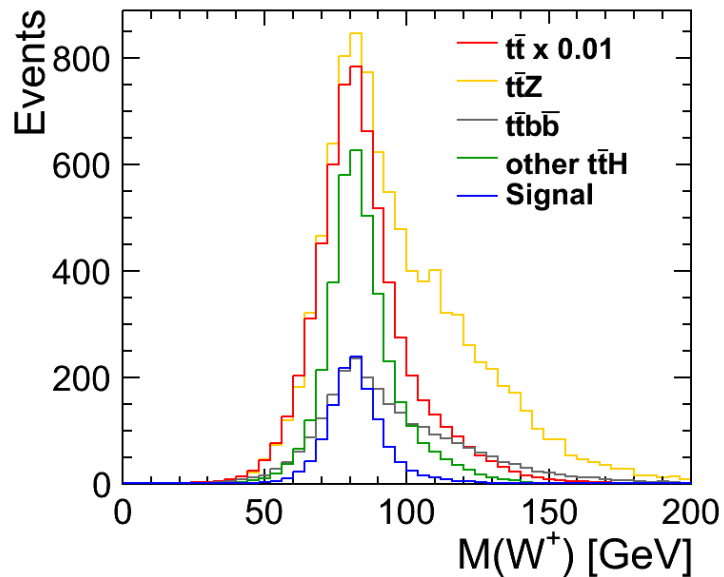
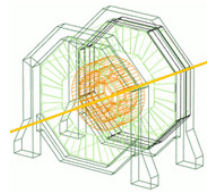
6 jets: b-tag values



- $t\bar{t}$ background scaled by 0.01
- Signal has 4 b-jets, part of the background samples contain only 2 b-jets

$$L_{\text{int}} = 2 \text{ ab}^{-1}$$

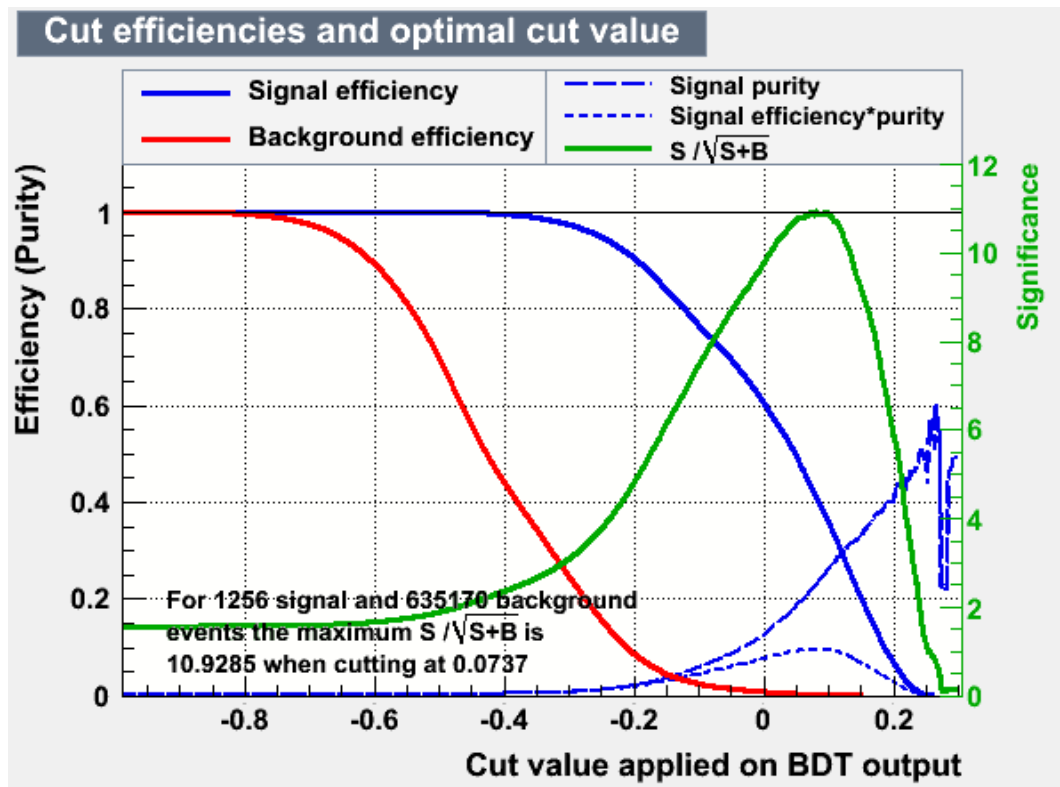
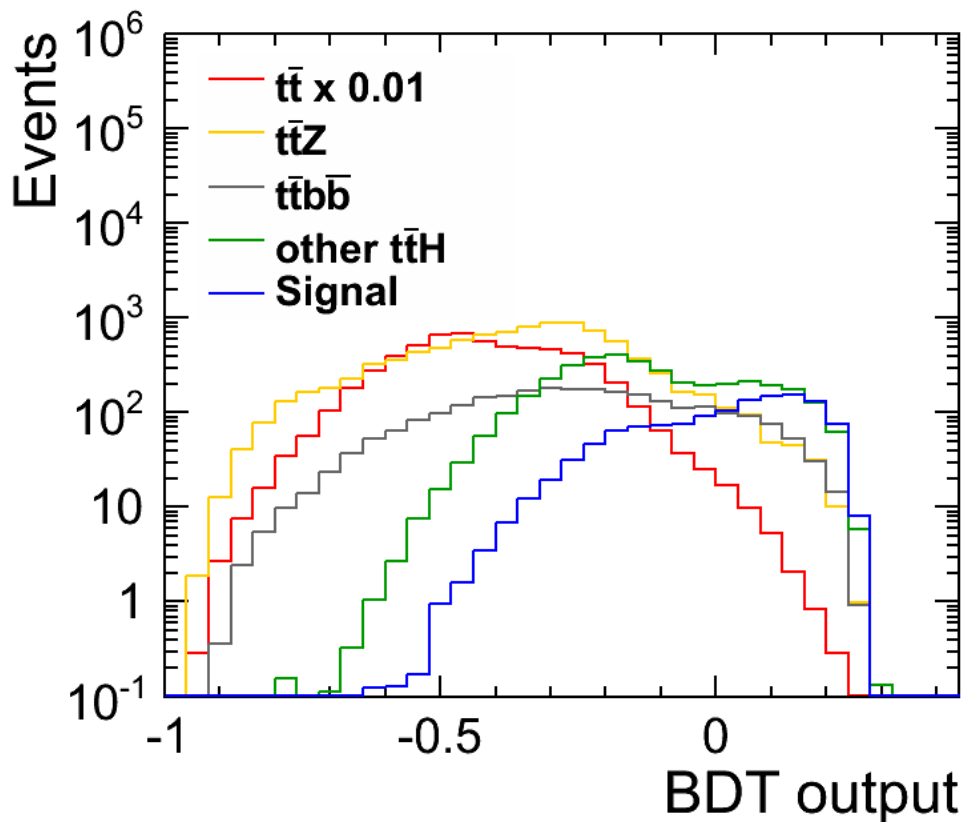
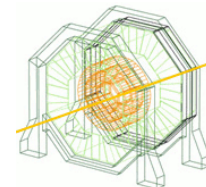
6 jets: W^+ /top/Higgs masses



- $t\bar{t}$ background scaled by 0.01
- The background distributions are broader than the signal peaks

$$L_{\text{int}} = 2 \text{ ab}^{-1}$$

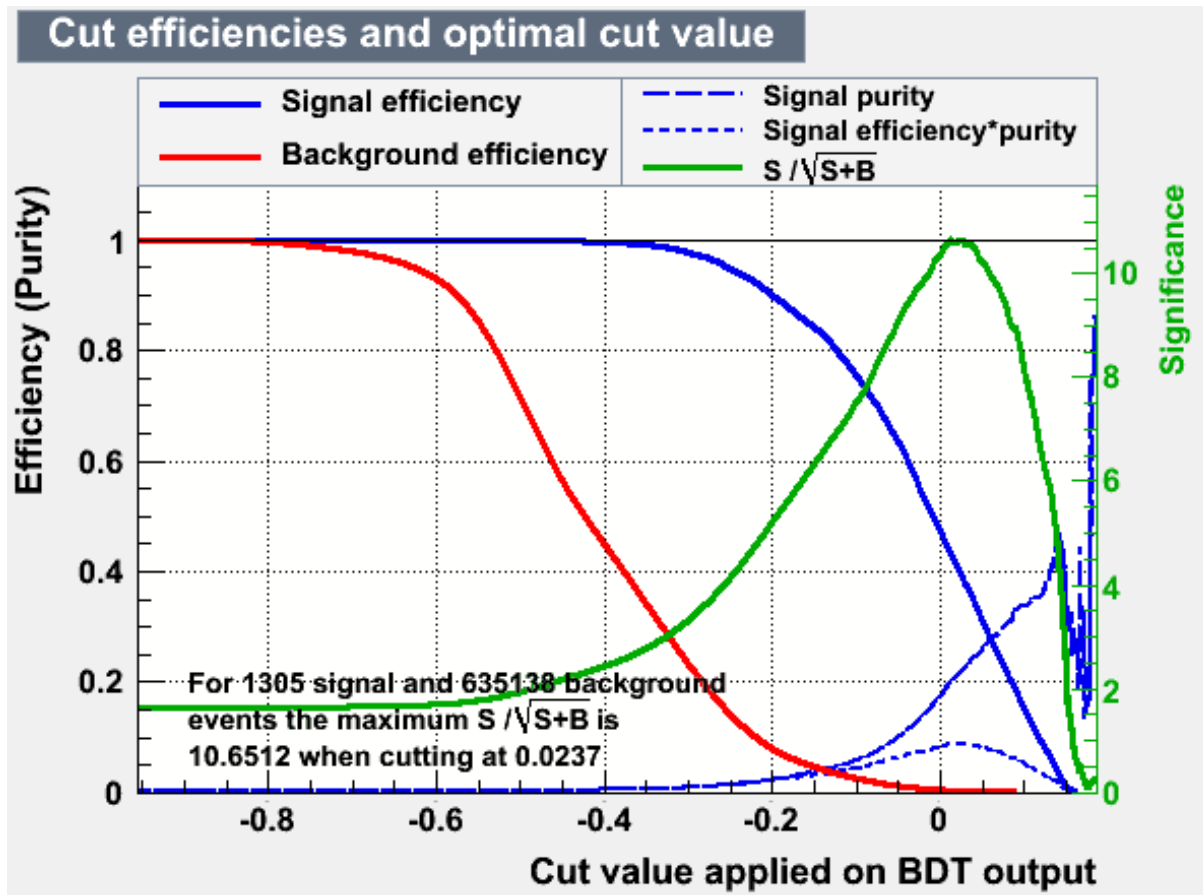
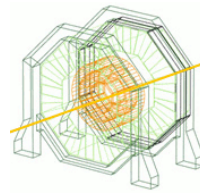
Results: 6 jets



$L_{int} = 2 \text{ ab}^{-1}$ (1 ab^{-1} for each polarisation)

$$\frac{\Delta y_t}{y_t} = 0.5 \frac{\Delta \sigma}{\sigma} \quad (\text{small correction from Higgs radiation off Z neglected})$$

$$\Delta \sigma / \sigma = 9.2\% \rightarrow \Delta y_t / y \approx 4.6\%$$

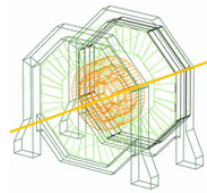


$L_{\text{int}} = 2 \text{ ab}^{-1}$
 (1 ab^{-1} for each polarisation)

$$\frac{\Delta y_t}{y_t} = 0.5 \frac{\Delta \sigma}{\sigma}$$

(small correction from Higgs radiation off Z neglected)

$$\Delta \sigma / \sigma = 9.4\% \rightarrow \Delta y_t / y \approx 4.7\%$$



- The cross section for the $t\bar{t}H$ final state was extracted using two signal channels
- For a combination of both channels a precision of about 3% on the top Yukawa coupling can be achieved with the current analysis
- **Plans for further improvement:**
 - Use number of isolated leptons in the event selection
 - Try kinematic fitting
 - Try samples with more quarks in the final state for the training of the flavour tagging