

Benchmarking Overview and the WW Benchmark

Tim Barklow

Jan 16, 2013

DBD Benchmarking + SimReco Personnel

- ▶ CERN
 - Christian Grefe
 - Stephane Poss
 - Philipp Roloff
 - Jan Strube
- ▶ DESY
 - Alexander Grohsjen
 - Marcel Stanitzki
- ▶ PNNL
 - David Asner
 - David Cowley
 - Brock Erwin
 - Malachi Schram
- ▶ SLAC
 - Tim Barklow
 - Norman Graf
 - Jeremy McCormick
 - Homer Neal

Software Chain for the DBD

- ▶ Event Generation
 - Whizard, physsim, Guineapig
- ▶ Detector response simulation (slic)
- ▶ Event Reconstruction
 - Event overlay
 - lcsim tracking
 - slicPandora PFA
 - LCFI vertex finding
- ▶ Analysis
 - LCFI+ flavor tagging
 - Everything else

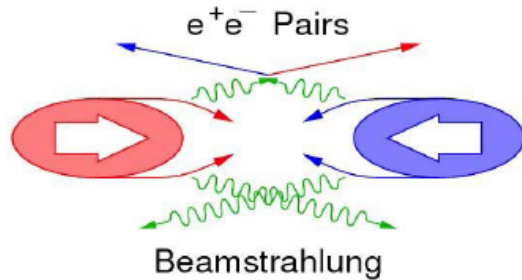
Fully Simulated and Reconstructed Events

Process	\sqrt{s} (GeV)	# Events (10^6)	\mathcal{L} ab^{-1}
$t\bar{t}h$	1000	0.4	52
$ttZ, ttbb$	1000	0.4	15
tt	1000	1.0	2.0
$v\bar{v}h, h \rightarrow b\bar{b}, c\bar{c}, WW^*, gg$	1000	3.1	7.4
$v\bar{v}h, h \rightarrow \mu^+\mu^-$	1000	0.5	6400
$e\nu W, eeZ, \nu\nu Z \rightarrow e\nu qq, eeqq, \nu\nu qq$	1000	4.0	0.034
$eeZ, \nu\nu Z, WW \rightarrow ee\mu\mu, \nu\nu\mu\mu$	1000	1.0	0.004
WW	1000	6.0	2.0
all other SM processes	1000	6.0	$1 \cdot 10^5 - 1.0$
$t\bar{t}$	500	2.0	1.0 per m_{top}
$t\bar{t}$ background SM processes	500	2.0	varies
TOTAL		26	

Table 11.1.2: Contents of “all Other SM Processes” Mixed File.

Process	\mathcal{L} ab ⁻¹ per pol.	# Events (10 ⁵) P(e^-/e^+) -0.8/+0.2	# Events (10 ⁵) P(e^-/e^+) +0.8/-0.2	Weight
$e\gamma \rightarrow e\gamma$	$4 \cdot 10^{-5}$	0.5	0.5	$2.5 \cdot 10^{+4}$
$e^+e^- \rightarrow 2f, 4f$	0.034	3.7	2.0	29
$e\gamma \rightarrow 3f$	0.003	3.5	3.1	330
$e\gamma \rightarrow 5f$	0.25	3.1	2.1	4
$e^+e^- \rightarrow 6f$	1.0	1.8	0.6	1
$\Upsilon \rightarrow 2f$	0.001	5.7	5.7	7700
$\Upsilon \rightarrow 4f$	0.083	2.5	2.5	12
$\Upsilon \rightarrow$ minijets:				
$4 < p_T < 40$ GeV	0.012	9.2	9.2	80 – 9000
$p_T > 40$ GeV	0.105	2.3	2.3	12

Beam-Induced Background

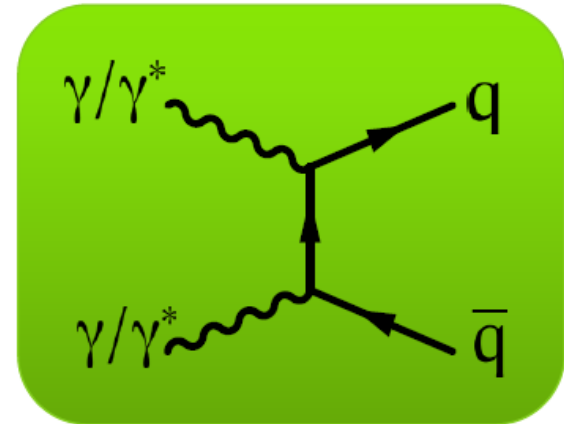


Pair background
1 event per BX
450k particles

Generated by
GuineaPig
ascii \rightarrow hepevt \rightarrow
stdhep

Merged with
every
“physics”
event

MCParticles
that don’t
make hits will
be dropped

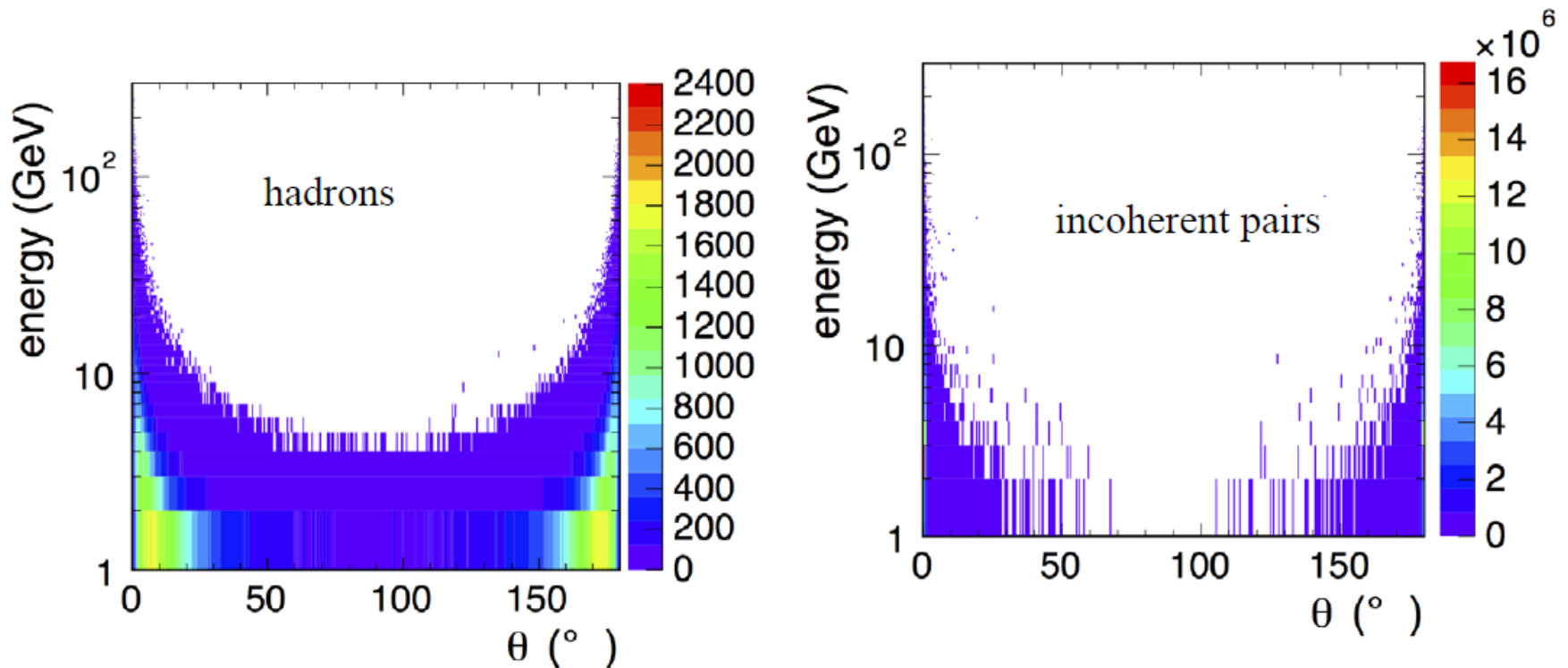


$\gamma\gamma$ interactions

4.1 events per BX @ 1 TeV
1.7 events per BX at 500 GeV

Generated by Whizard

Angular distribution of background



Incoherent pairs affect mostly occupancies and tracking efficiencies

Hadrons have enough energy to reach the calorimeter

► Physics Benchmarking

- WW T.B.
- $\nu\bar{\nu}H$ Homer Neal
- $t\bar{t}$ Malachi Schram
- $t\bar{t}H$ Philipp Roloff (tomorrow)

$$e^+ e^- \rightarrow W^+ W^- \quad \sqrt{s} = 1 \text{ TeV}$$

Four Jet Topology ($0.8 < \cos\Theta < 1$ only)

Two Jets Plus Lepton Topology ($0.8 < \cos\Theta < 1$ and $-1 < \cos\Theta < 1$)

Beam Polarization Measurement Only

Use 50%/50% lumi at $Pol(e^- / e^+) = (-0.8 / +0.2) / (+0.8 / -0.2)$

$$e^+e^- \rightarrow W^+W^- \quad \sqrt{s} = 1 \text{ TeV}$$

Count events in bins of $(\cos \Theta, \cos \theta)$

where Θ is polar angle of W^- in lab frame and θ is either the polar angle of the lepton in W^- rest frame or an average of all four quark angles in their parent W rest frame in the case of the fully hadronic topology.

To account for detector efficiency and resolution do template fit of parameters a & b where for each bin i

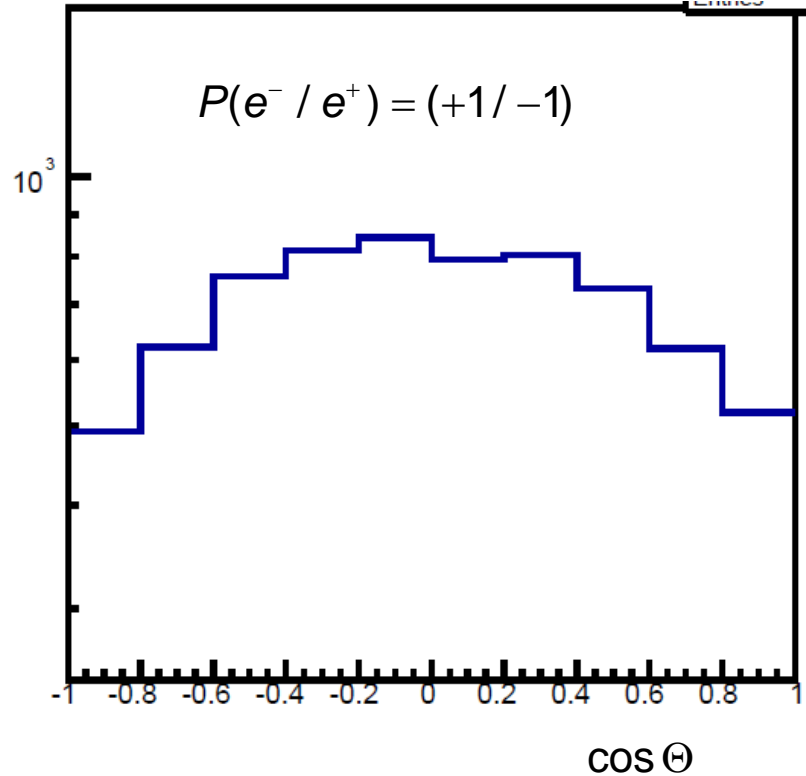
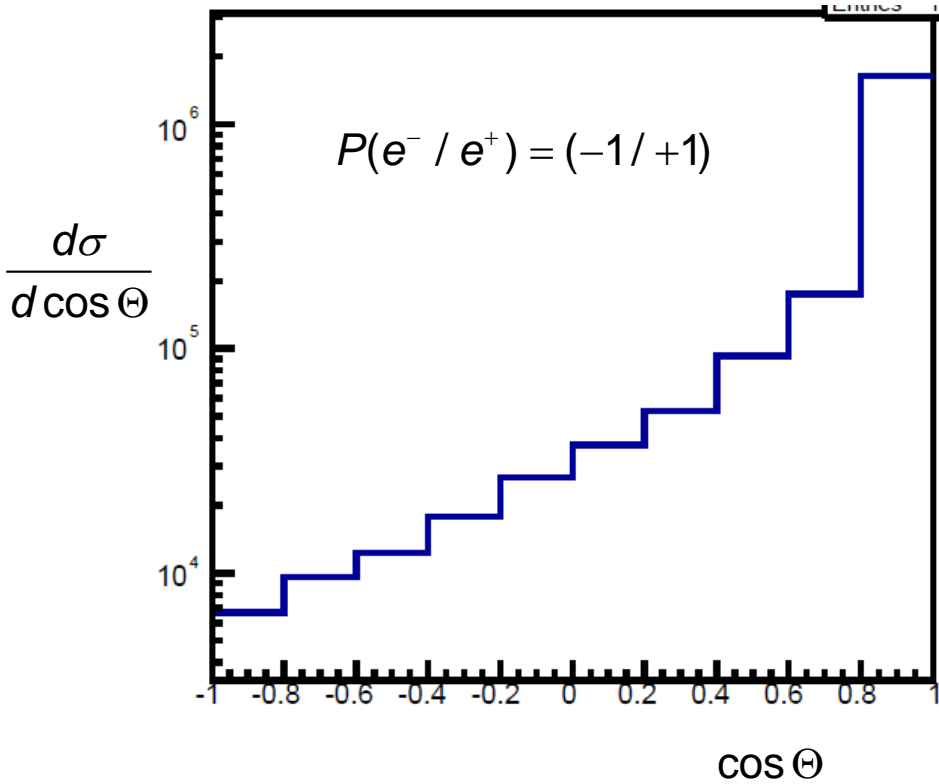
$$N_i = a \int d\vec{x}_i d\vec{x}' \eta(\vec{x}') \Omega(\vec{x}, \vec{x}') \frac{d\sigma_{LR}}{d\vec{x}'} + b \int d\vec{x}_i d\vec{x}' \eta(\vec{x}') \Omega(\vec{x}, \vec{x}') \frac{d\sigma_{RL}}{d\vec{x}'}$$

$$a = \frac{(1 - P(e^-))(1 + P(e^+))}{4}$$

$$b = \frac{(1 + P(e^-))(1 - P(e^+))}{4}$$

(then convert a & b meas. to $P(e^-)$ & $P(e^+)$)

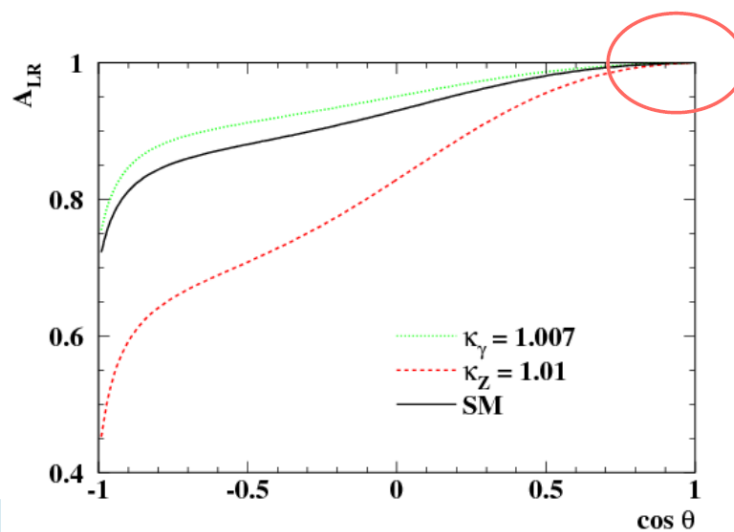
$e^+e^- \rightarrow W^+W^- \quad \sqrt{s} = 1 \text{ TeV}$



Either fit over entire $\cos\Theta$ range
and assume SM

or

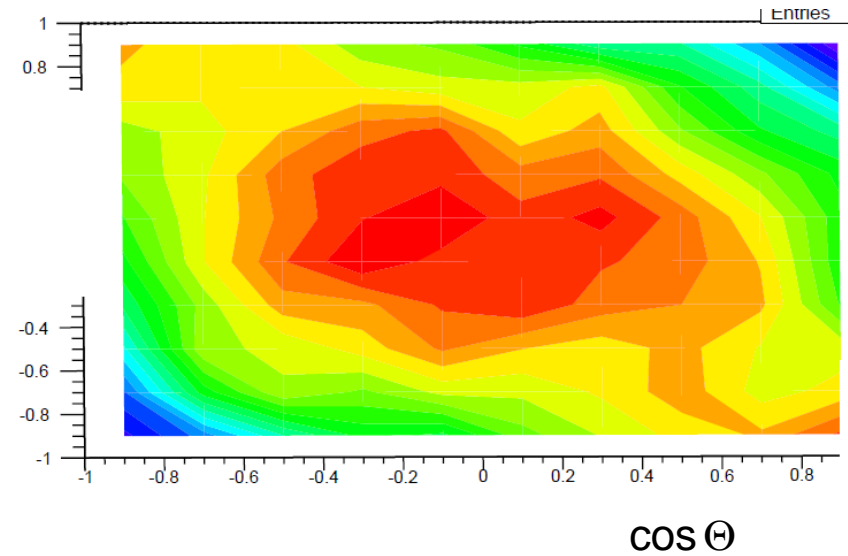
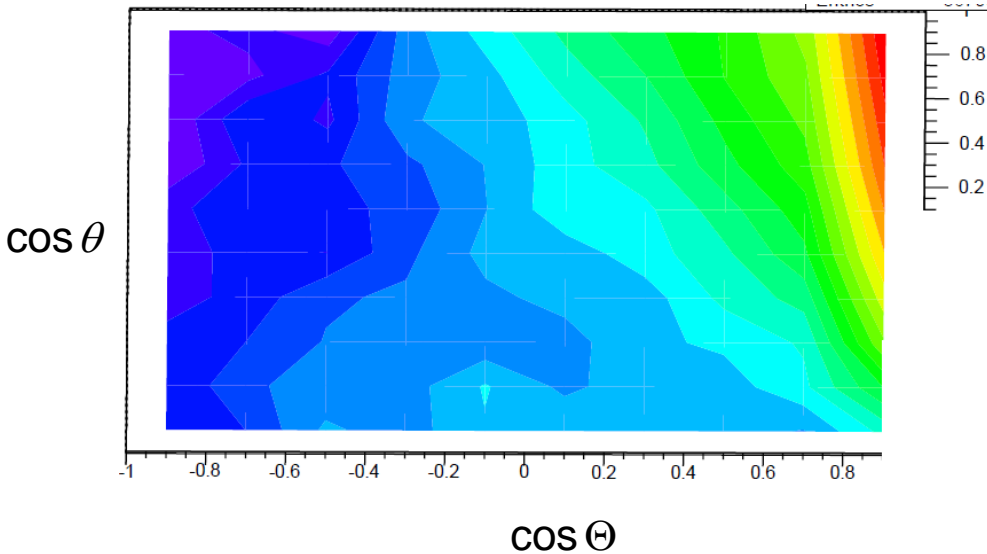
restrict fit to $1 - \varepsilon < \cos\Theta < 1$



$$e^+e^- \rightarrow W^+W^- \quad \sqrt{s} = 1 \text{ TeV}$$

$$P(e^- / e^+) = (-1 / +1)$$

$$P(e^- / e^+) = (+1 / -1)$$



Four Jet Topology ($0.8 < \cos \Theta < 1$ only)

Two Jets Plus Lepton Topology ($0.8 < \cos \Theta < 1$ and $-1 < \cos \Theta < 1$)

Analysis for $e^+e^- \rightarrow WW \rightarrow \nu\mu qq$

Require 1 isolated muon, 0 isolated electron & 0 isolated photon

Set isolated muon aside and perform jet analysis on remaining PFO's using the kt-algorithm in exclusive mode with 2 jets with $\Delta R=0.7$. This algorithm will identify beam jets and group everything else into 2 jets.

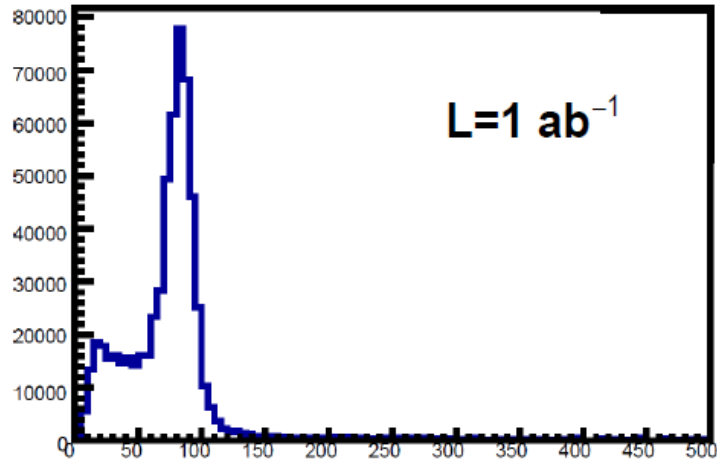
The 2 jets that remain after discarding the beam jets represent the jets from the hadronically decaying W.

Require

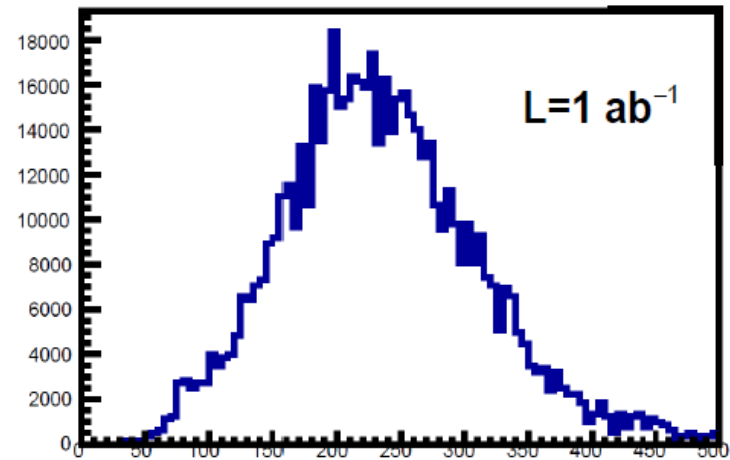
$$N_{PFO}(remaining) > 12$$

$$60 < M_{2j} < 100 \text{ GeV} \quad E_{2j} > 300 \text{ GeV}$$

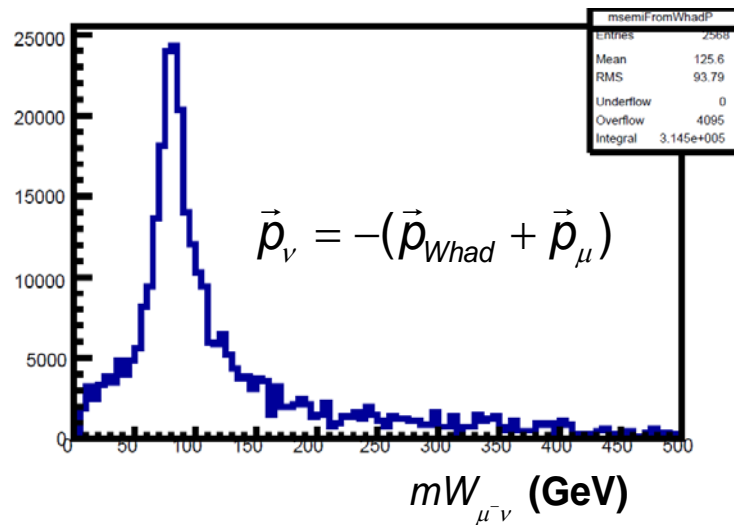
$$e^+e^- \rightarrow WW \rightarrow \nu\mu qq$$



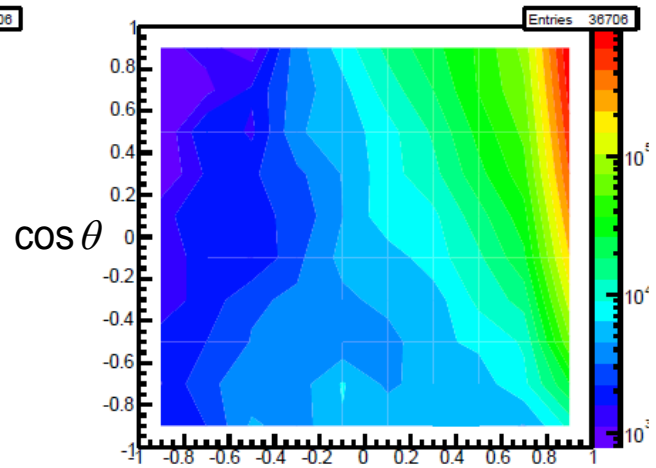
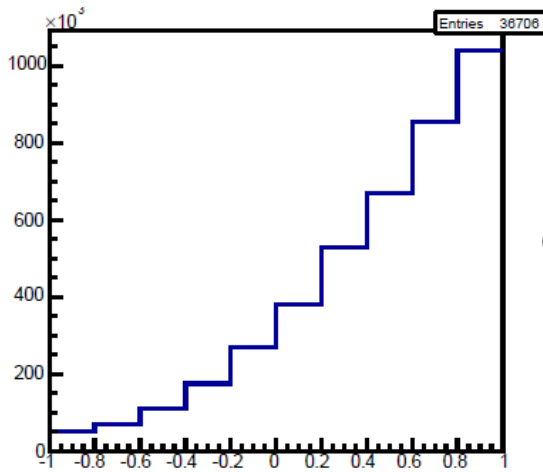
Mass (Exclusive 2-jet k_T algo) (GeV)



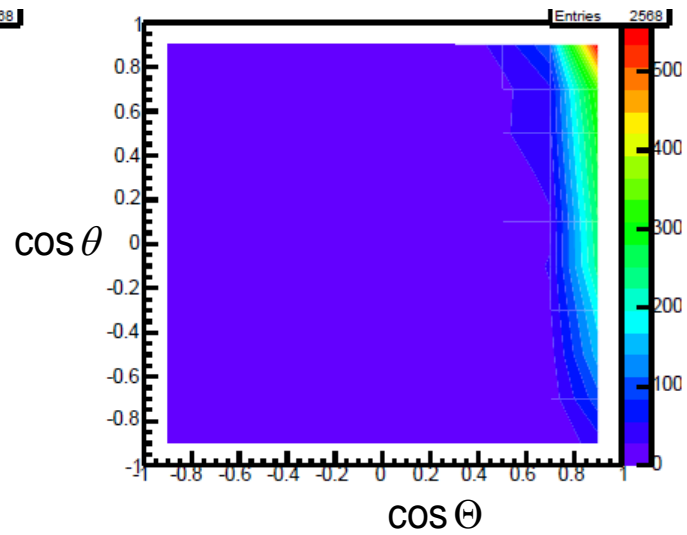
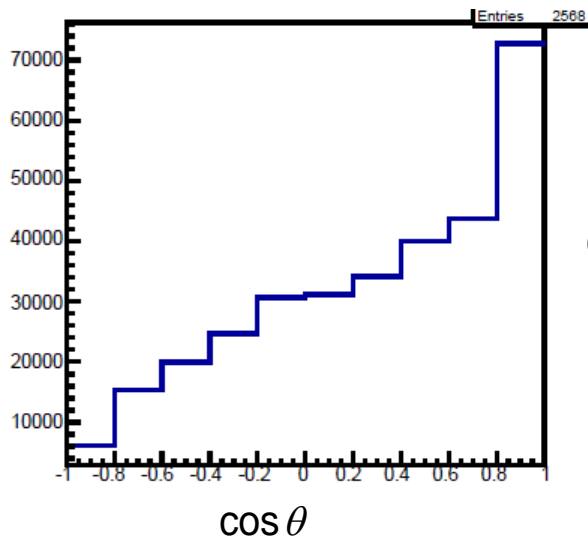
Mass (\sum all PFO's except iso lepton) (GeV)



$$e^+e^- \rightarrow WW \rightarrow \nu\mu qq$$



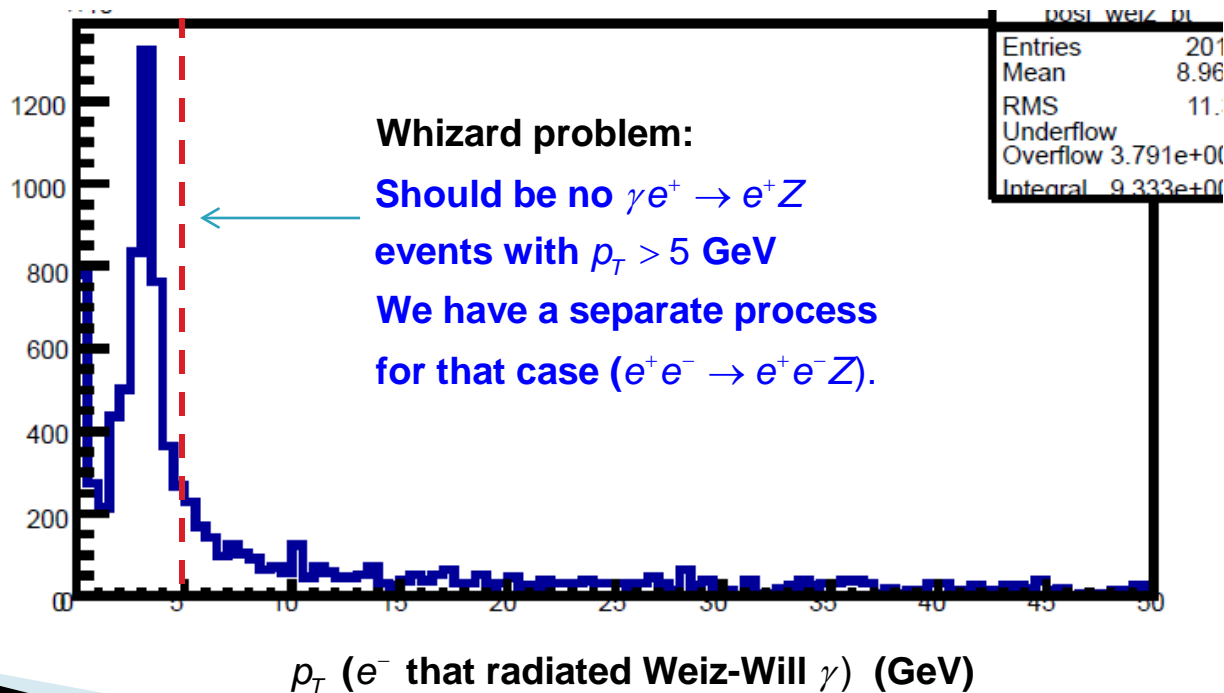
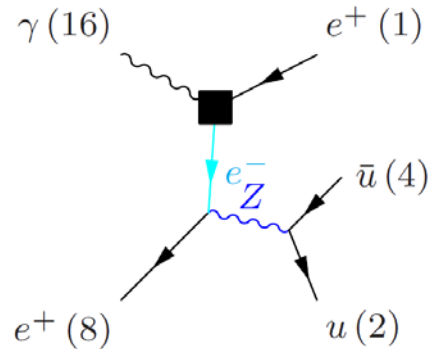
True angles



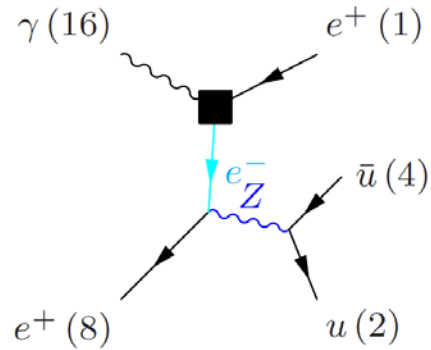
Reco angles

$$e^+e^- \rightarrow WW \rightarrow \nu e q q$$

Electron background very different from muon



$$e^+e^- \rightarrow WW \rightarrow \nu e q \bar{q}$$

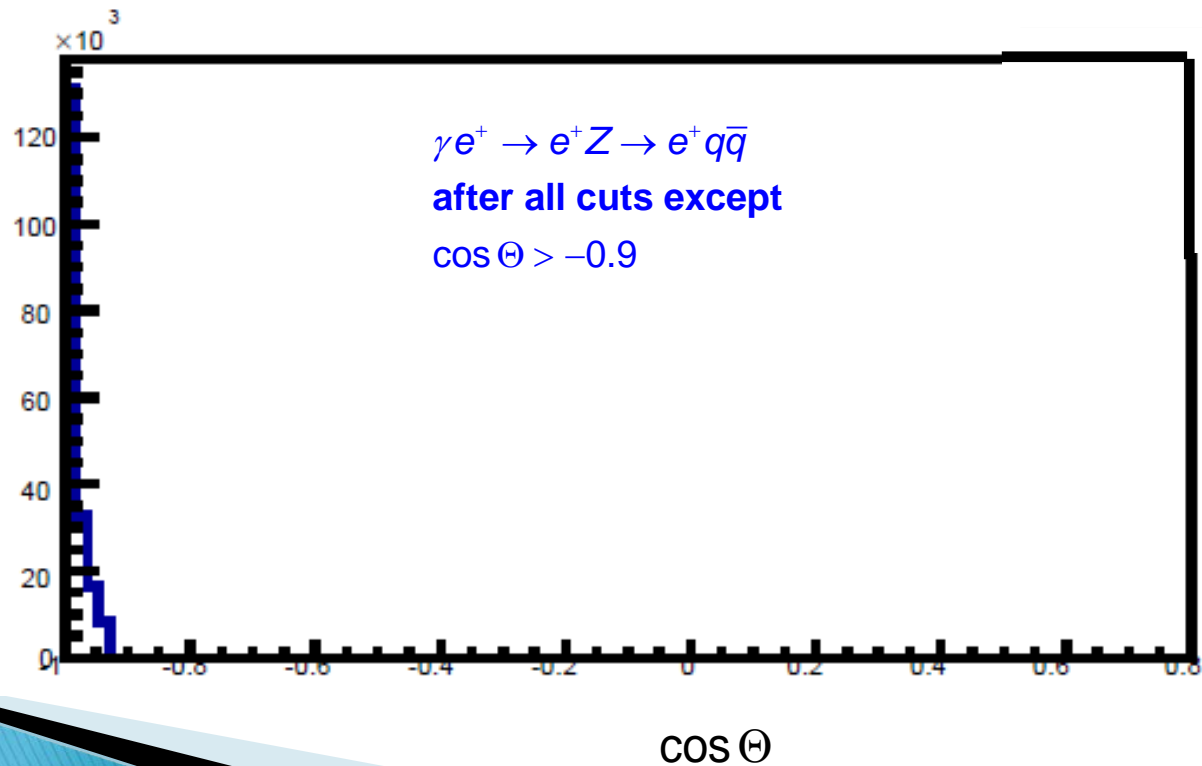


Compton scattering problem:

$$\gamma e^+ \rightarrow e^+ Z$$

leads to events with e^+ / e^-
in backwards direction.

For e^+ / e^- only require
 $\cos\Theta > -0.9$



Number of Events Simulated Vs. Analyzed

Process	Polarization	N_fullsim	N_analyzed	% Analyzed
<i>4f_WW</i>	<i>m80p20</i>	5135540	2303440	45%
<i>evW</i>	<i>m80p20</i>	6570290	4046170	62%
<i>tt</i>	<i>m80p20</i>	566450	565100	100%
<i>all_other</i>	<i>m80p20</i>	3232670	2212120	68%
<i>4f_WW</i>	<i>p80m20</i>	436590	432130	99%
<i>evW</i>	<i>p80m20</i>	5080160	3094260	61%
<i>tt</i>	<i>p80m20</i>	566494	567990	100%
<i>all_other</i>	<i>p80m20</i>	2814720	1845900	66%

$$e^+e^- \rightarrow WW \rightarrow \nu lqq$$

Table 11.4.3: Number of events passing semileptonic W^+W^- cuts for 500 fb^{-1} luminosity.

Type	Solid Angle	$P(e^-)$	$P(e^+)$	Number of events
Signal	$0.8 < \cos\Theta < 1.0$	-80%	+20%	122300
Signal	$-1 < \cos\Theta < 0.8$	-80%	+20%	37040
Signal	$0.8 < \cos\Theta < 1.0$	+80%	-20%	8490
Signal	$-1 < \cos\Theta < 0.8$	+80%	-20%	3216
Background	$0.8 < \cos\Theta < 1.0$	-80%	+20%	3547
Background	$-1 < \cos\Theta < 0.8$	-80%	+20%	5050
Background	$0.8 < \cos\Theta < 1.0$	+80%	-20%	3985
Background	$-1 < \cos\Theta < 0.8$	+80%	-20%	3699

Low MC Stat

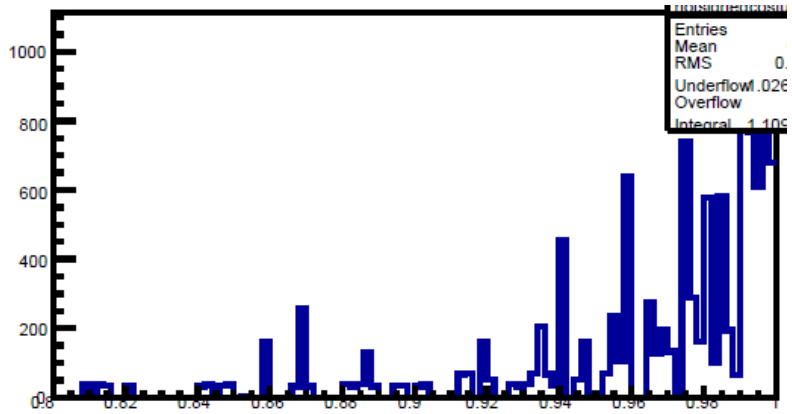
Table 11.2.5: Number of events passing semileptonic W^+W^- cuts for 500 fb^{-1} luminosity.

Type	Solid Angle	$P(e^-)$	$P(e^+)$	Number of events
Signal	$0.8 < \cos\Theta < 1.0$	-80%	+20%	115400
Signal	$-1 < \cos\Theta < 0.8$	-80%	+20%	35015
Signal	$0.8 < \cos\Theta < 1.0$	+80%	-20%	8585
Signal	$-1 < \cos\Theta < 0.8$	+80%	-20%	3115
Background	$0.8 < \cos\Theta < 1.0$	-80%	+20%	9097
Background	$-1 < \cos\Theta < 0.8$	-80%	+20%	7965
Background	$0.8 < \cos\Theta < 1.0$	+80%	-20%	6303
Background	$-1 < \cos\Theta < 0.8$	+80%	-20%	5727

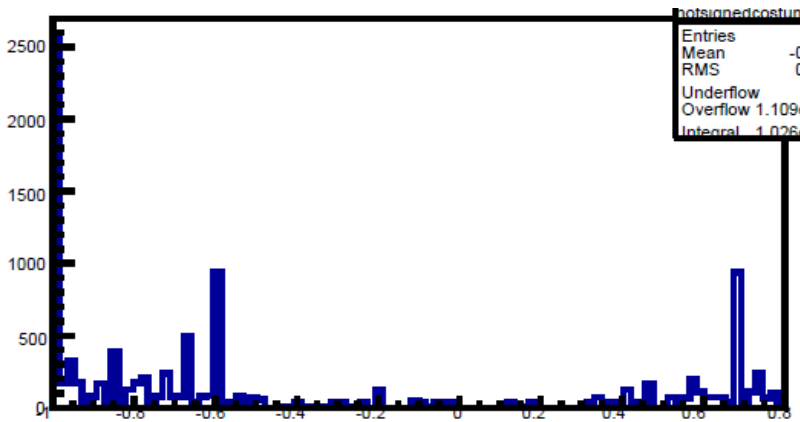
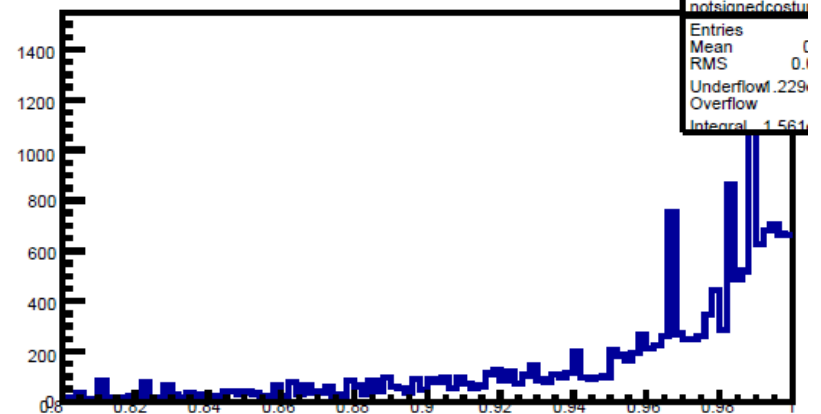
High MC Stat

All other background m80p20


Low stat



High stat



$\cos(\theta)$



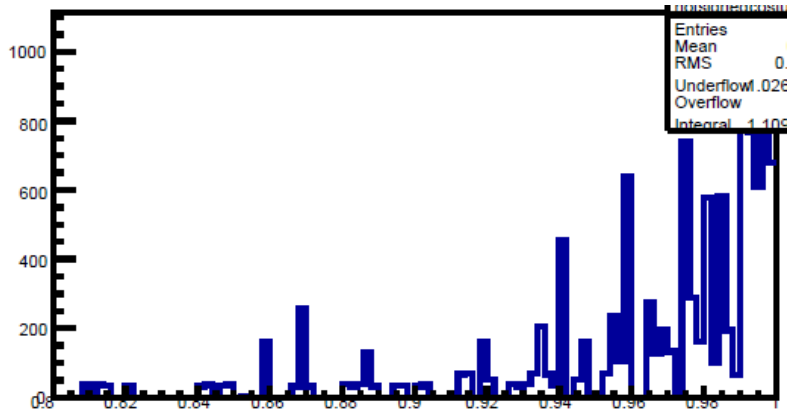
$\cos(\theta)$



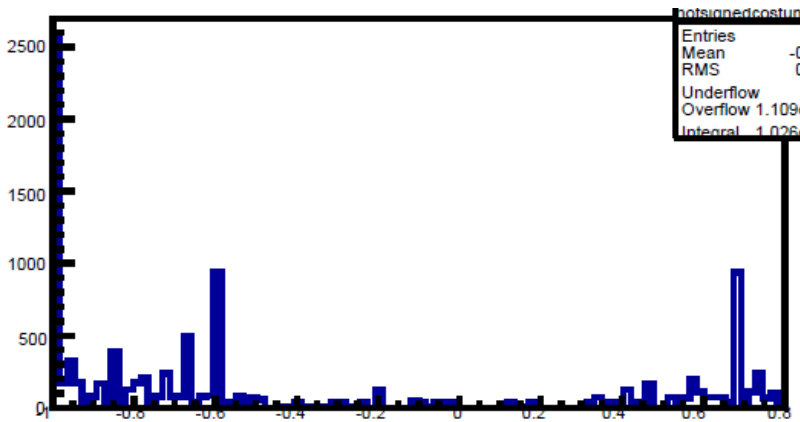
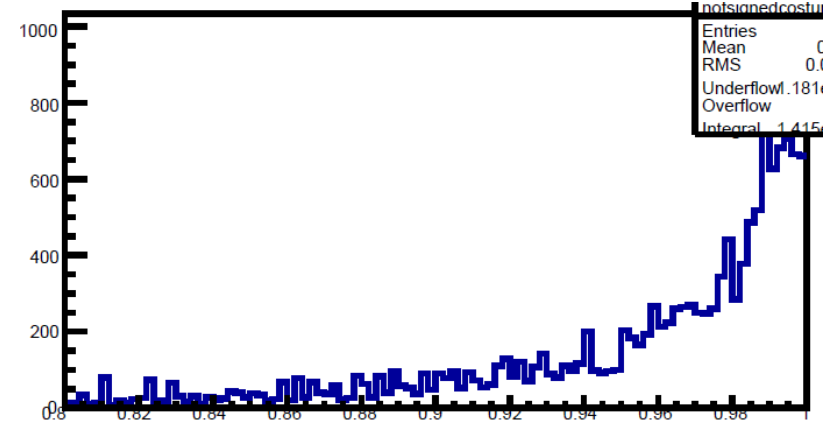
**Before identifying additional processes
with Weiz-Will problem**

All other background m80p20

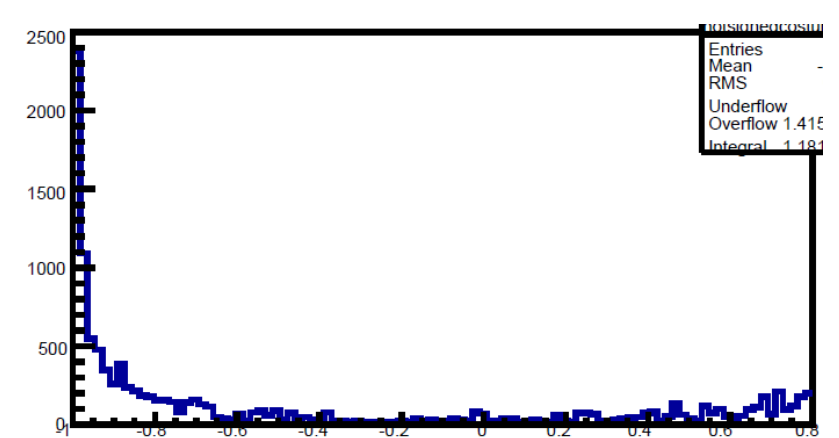
Low stat



High stat



$\cos(\theta)$



$\cos(\theta)$

↑
After identifying additional processes
with Weiz-Will problem

Analysis for $e^+e^- \rightarrow WW \rightarrow qqqq$

Require 0 isolated muons, electrons, & photons

Perform jet analysis using the kt-algorithm in exclusive mode with 4 jets with $\Delta R=0.7$. This algorithm will identify beams jets and group everything else into 4 jets.

The 4 jets are divided into two 2-jets systems using a chisquare minimization similar to that used in $t\bar{t}$ analysis

Require

$$N_{PFO} > 28$$

$$55 < M_{2j} < 105 \text{ GeV} \quad E_{4j} > 600 \text{ GeV}$$

$$e^+e^- \rightarrow WW \rightarrow qqqq$$

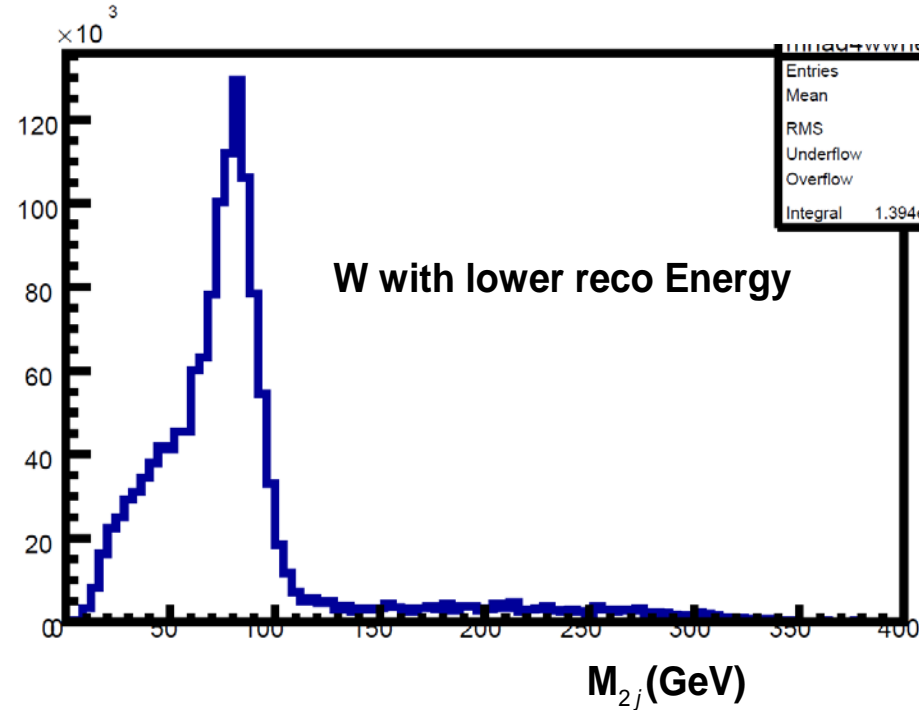
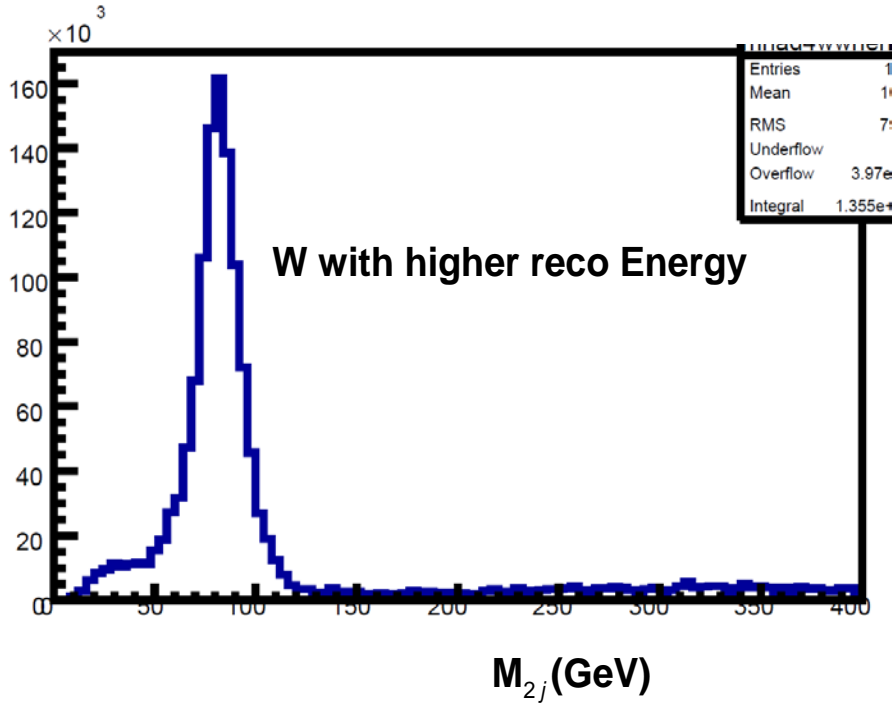


Table 11.2.6: Number of events passing fully hadronic W^+W^- cuts for 500 fb^{-1} luminosity.

Type	Solid Angle	P(e ⁻)	P(e ⁺)	Number of events
Signal	$0.8 < \cos \Theta < 1.0$	-80%	+20%	296800
Signal	$0.8 < \cos \Theta < 1.0$	+80%	-20%	22970
Background	$0.8 < \cos \Theta < 1.0$	-80%	+20%	32507
Background	$0.8 < \cos \Theta < 1.0$	+80%	-20%	13186

$$e^+e^- \rightarrow W^+W^- \quad \sqrt{s} = 1 \text{ TeV}$$

Beam Polarisation Measurements

The effective polarisation parameters a and b are extracted by counting events in bins of $(\cos\Theta, \cos\theta)$ and fitting for a and b with a linear least squares fit:

$$\chi^2 = \sum_i \frac{(N_i - (a\mu_i + bv_i)L)^2}{N_i}$$

where N_i is the number of events in bin i , L is the integrated luminosity

$$\mu_i = \int d\vec{x}_i d\vec{x}' \eta(\vec{x}') \Omega(\vec{x}_i, \vec{x}') \frac{d\sigma_{LR}}{d\vec{x}'}$$

$$v_i = \int d\vec{x}_i d\vec{x}' \eta(\vec{x}') \Omega(\vec{x}_i, \vec{x}') \frac{d\sigma_{RL}}{d\vec{x}'}$$

Let M_{ki} be the number of events in bin i from a Monte Carlo sample produced with effective beam polarisations a_k and b_k and luminosity L_k .

$$\mu_i = \frac{1}{a_1 b_2 - a_2 b_1} \left[b_2 \frac{M_{1i}}{L_1} - b_1 \frac{M_{2i}}{L_2} \right], \quad v_i = \frac{1}{a_1 b_2 - a_2 b_1} \left[-a_2 \frac{M_{1i}}{L_1} + a_1 \frac{M_{2i}}{L_2} \right].$$

$$e^+e^- \rightarrow W^+W^- \quad \sqrt{s} = 1 \text{ TeV}$$

Table 11.4.5: Polarisation errors assuming 500 fb^{-1} luminosity for each initial state polarisation configuration.

$\cos \Theta$ range	P_{e^-}, P_{e^+}	Δa	Δb	ΔP_{e^-}	ΔP_{e^+}
$0.8 < \cos \Theta < 1$	-0.8,+0.2	0.0011	0.62	3.77	2.51
$0.8 < \cos \Theta < 1$	+0.8,-0.2	0.00030	0.20	0.13	0.27
$-1 < \cos \Theta < 1$	-0.8,+0.2	0.0010	0.084	0.51	0.32
$-1 < \cos \Theta < 1$	+0.8,-0.2	0.00027	0.032	0.020	0.08
$\cos \Theta$ range	P_{e^-}, P_{e^+}	$\Delta \alpha$	$\Delta \beta$	$\Delta P_{e^-} $	$\Delta P_{e^+} $
$-1 < \cos \Theta < 1$	sum	0.00097	0.00027	0.0017	0.0027

**old low stat
PAC numbers**

$\cos \Theta$ range	P_{e^-}, P_{e^+}	Δa	Δb	ΔP_{e^-}	ΔP_{e^+}
$0.8 < \cos \Theta < 1$	-0.8,+0.2	0.0011	0.020	0.12	0.077
$0.8 < \cos \Theta < 1$	+0.8,-0.2	0.00037	0.0090	0.0046	0.023
$-1 < \cos \Theta < 1$	-0.8,+0.2	0.0011	0.0097	0.058	0.038
$-1 < \cos \Theta < 1$	+0.8,-0.2	0.00037	0.0071	0.0041	0.018
$\cos \Theta$ range	P_{e^-}, P_{e^+}	$\Delta \alpha$	$\Delta \beta$	$\Delta P_{e^-} $	$\Delta P_{e^+} $
$-1 < \cos \Theta < 1$	sum	0.0010	0.00032	0.0020	0.0029

**new high stat
numbers**

↑ Δb better because bgnd polarization dependence included in new results